

- [54] MEMORY MODULE HOUSING
- [75] Inventors: **Kevin P. McKinsey**, Scotts Valley;
James C. Asher, San Jose, both of Calif.
- [73] Assignee: **Atari, Inc.**, Sunnyvale, Calif.
- [**] Term: **14 Years**
- [21] Appl. No.: **22,571**
- [22] Filed: **Mar. 22, 1979**
- [51] Int. Cl. **D14-01; D16-99**
- [52] U.S. Cl. **D14/11**
- [58] Field of Search D3/35; 206/387; D14/11;
242/199, 198; 360/93, 132, 134; 361/399;
174/52 R

- [56] **References Cited**
U.S. PATENT DOCUMENTS
D. 212,619 11/1968 Merry et al. D14/11

D. 230,891	3/1974	Muramatsu et al.	D14/11
D. 232,775	9/1974	Eloranta	D14/11
D. 248,470	7/1978	Talesfore	D14/11
3,925,820	2/1976	Matsumoto	D14/11 X
4,149,027	4/1979	Asher	174/52 R

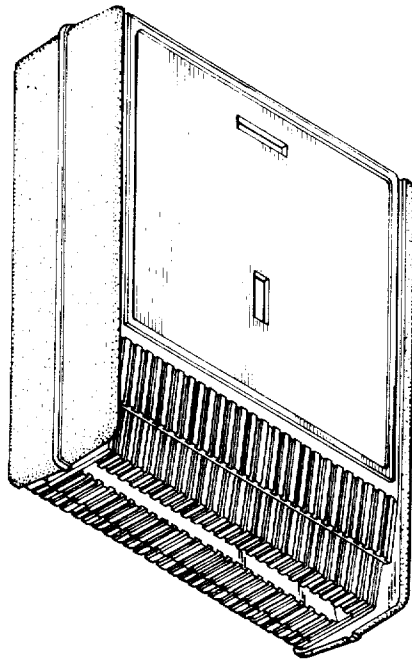
Primary Examiner—Bernard Ansher
Attorney, Agent, or Firm—Townsend and Townsend

[57] **CLAIM**

The ornamental design for a memory module housing, as shown and described.

DESCRIPTION

FIG. 1 is a perspective view of a memory module housing, showing our new design;
FIG. 2 is a top plan view of the cartridge;
FIG. 3 is a rear view of the cartridge;
FIG. 4 is a right side view of the cartridge;
FIG. 5 is a front view of the cartridge; and
FIG. 6 is a bottom plan view of the cartridge.
The left side view is a mirror image of the right side view of FIG. 4.



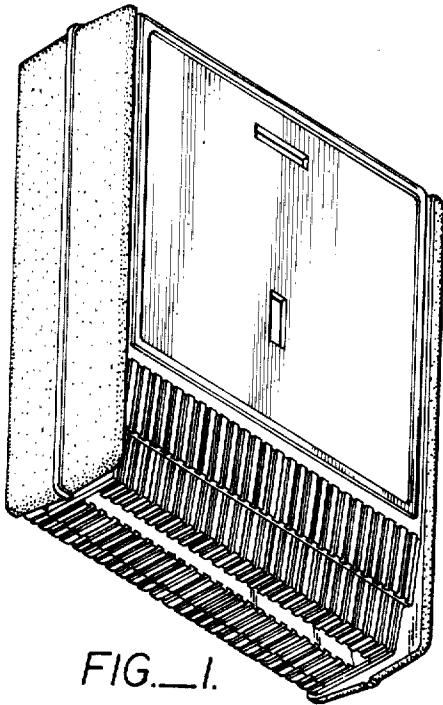


FIG. 1.

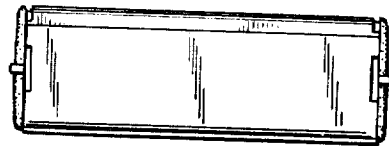


FIG. 2.

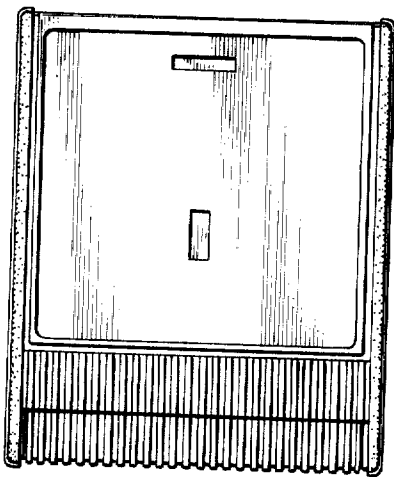


FIG. 5.




FIG. 4.




FIG. 3.

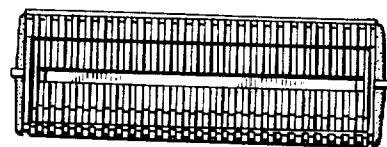


FIG. 6.