

[54] REMOTE CONTROL UNIT FOR ELECTRONIC GAME

[75] Inventor: Roy M. Nishi, San Jose, Calif.

[73] Assignee: Atari, Inc., Sunnyvale, Calif.

[**] Term: 14 Years

[21] Appl. No.: 223,651

[22] Filed: Jan. 8, 1981

[51] Int. Cl. D21-01

[52] U.S. Cl. D21/48; D13/4;

D21/1

[58] Field of Search D21/1, 48; D13/4, 32

[56] References Cited

U.S. PATENT DOCUMENTS

D. 207,652	5/1967	Horowitz	D13/4
D. 214,800	7/1969	King	D21/1
D. 250,608	12/1978	Nelson	D13/4
D. 259,721	6/1981	Pusi	D13/32
D. 261,641	11/1981	Uzzell	D13/38

OTHER PUBLICATIONS

Sears 1979 Xmas Catalog, p. 573, Item No. 7, "Walkie-Talkie".

Primary Examiner—Bruce W. Dunkins
Attorney, Agent, or Firm—Townsend and Townsend

[57] CLAIM

The ornamental design for a remote control unit for electronic game, as shown and described.

DESCRIPTION

FIG. 1 is a perspective view illustrating a first embodiment of the invention;

FIG. 2 is a top elevational view of the invention of FIG. 1;

FIG. 3 is a front plan view of the invention of FIG. 1;

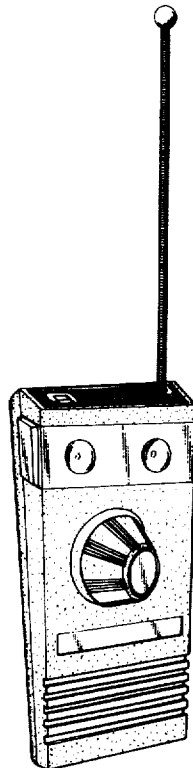
FIG. 4 is a left-end elevational view of the invention of FIG. 1;

FIG. 5 is a right-end elevational view of the invention of FIG. 1;

FIG. 6 is a rear plan view of the invention of FIG. 1;

FIG. 7 is a bottom-end elevational view of the invention of FIG. 1; and

FIG. 8 is a front plan view of an alternate embodiment of the invention.



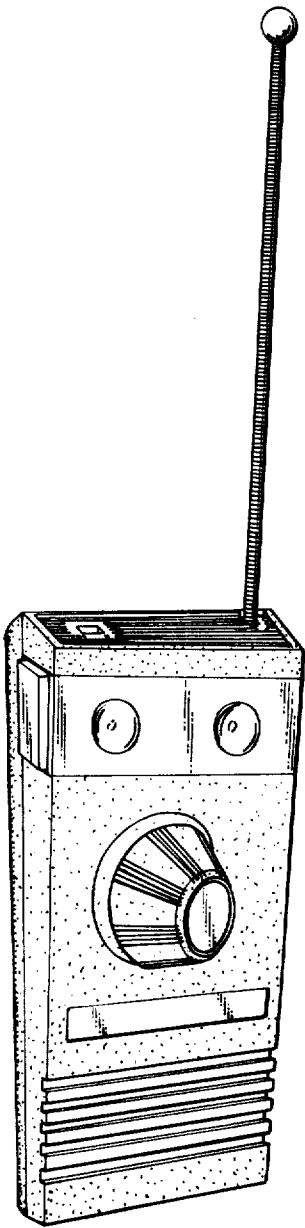


FIG. 1.




FIG. 2.

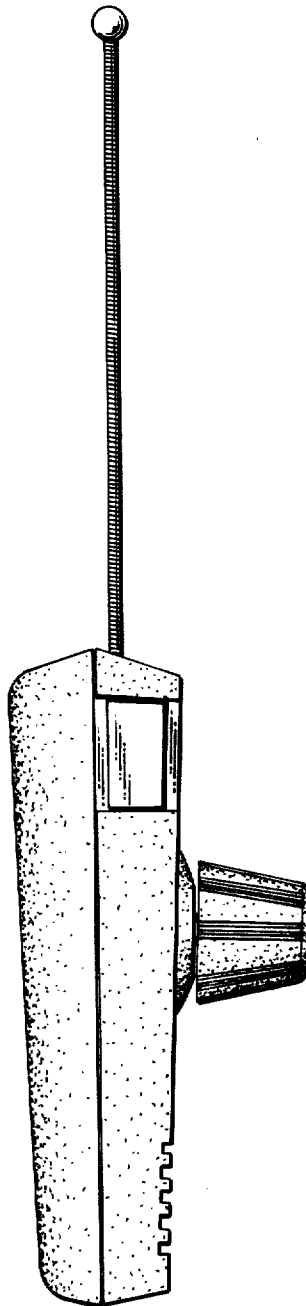


FIG. 4.

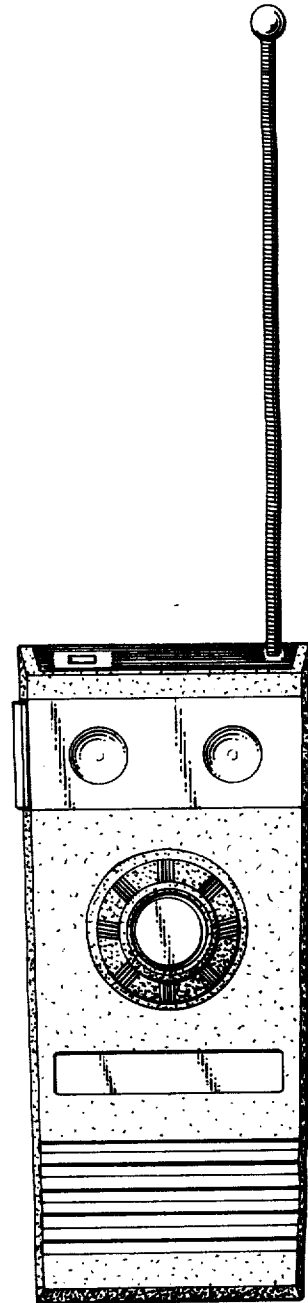


FIG. 3.

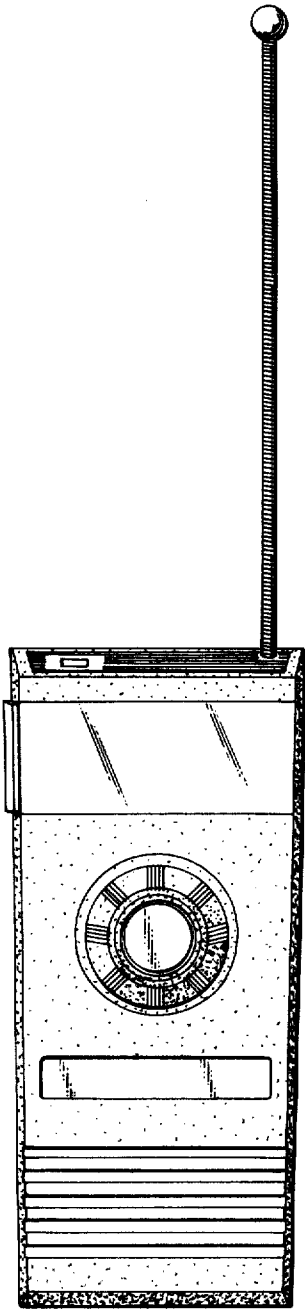


FIG. 8.

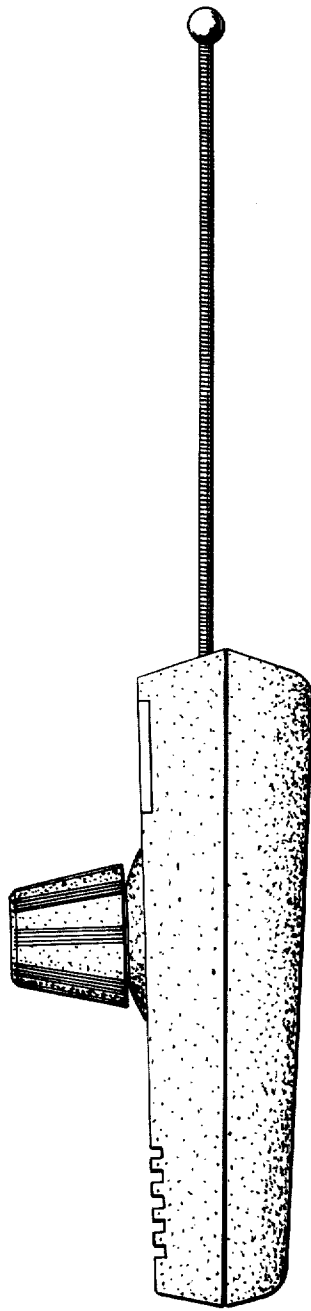


FIG. 5.

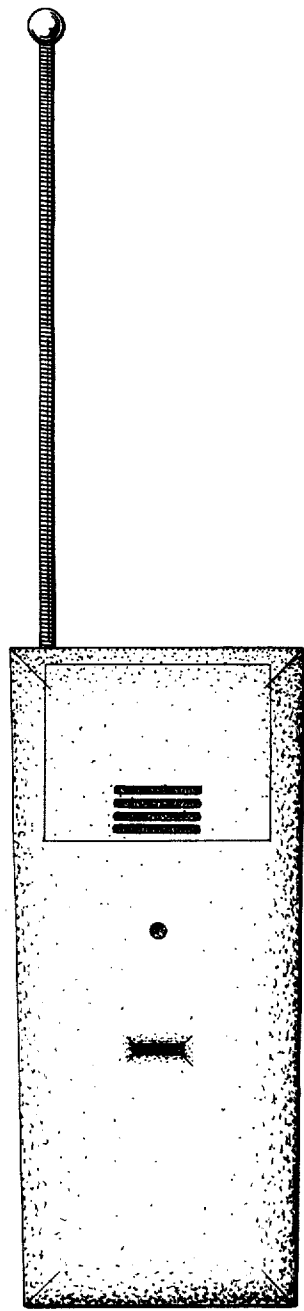


FIG. 6.

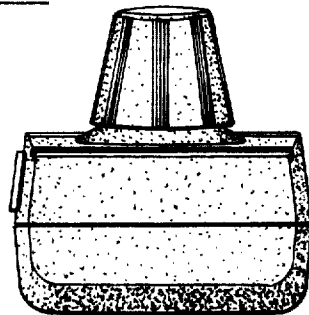


FIG. 7.