

[54] DISPLAY UNIT FOR A VIDEO GAME SYSTEM OR THE LIKE

[75] Inventor: Sydney Edson, East Meadow, N.Y.

[73] Assignee: Atari, Inc., Sunnyvale, Calif.

[**] Term: 14 Years

[21] Appl. No.: 411,797

[22] Filed: Aug. 25, 1982

[52] U.S. Cl. D6/467

[58] Field of Search D6/85, 181, 157, 186, D6/188; D19/92; 211/13; 248/441 R, 441 A

[56] References Cited

U.S. PATENT DOCUMENTS

D. 175,449	8/1955	Vevirtt	D19/92
D. 188,832	9/1960	Staebell	D19/92
D. 199,565	11/1964	Jones et al.	D6/157
D. 209,642	12/1967	Goldberg et al.	D6/188
D. 240,778	8/1976	Mason	D6/188 X
D. 248,199	6/1978	Watley et al.	D6/188

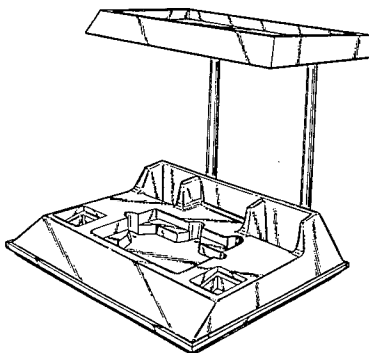
Primary Examiner—Bernard Ansher
Assistant Examiner—Carmen H. Vales
Attorney, Agent, or Firm—Townsend and Townsend

[57] CLAIM

The ornamental design for a display unit for a video game system or the like, as shown and described.

DESCRIPTION

FIG. 1 is a perspective view of a display unit for a video game system or the like showing my new design; FIG. 2 is a top plan view thereof; FIG. 3 is a top plan view with the upper portion removed for convenience of illustration; FIG. 4 is a front elevational view of FIG. 1; FIG. 5 is a right side elevational view of FIG. 1, the left side being a mirror image thereof; FIG. 6 is a rear elevational view of FIG. 1; FIG. 7 is a bottom plan view of FIG. 1; and FIG. 8 is a bottom plan view of the upper portion, the lower portion removed for convenience of illustration.



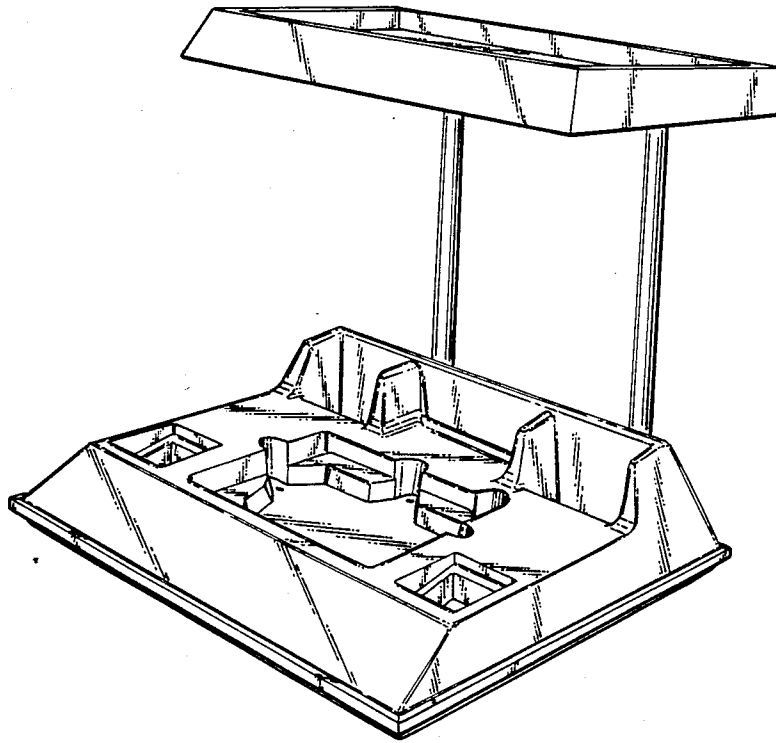


FIG. 1.

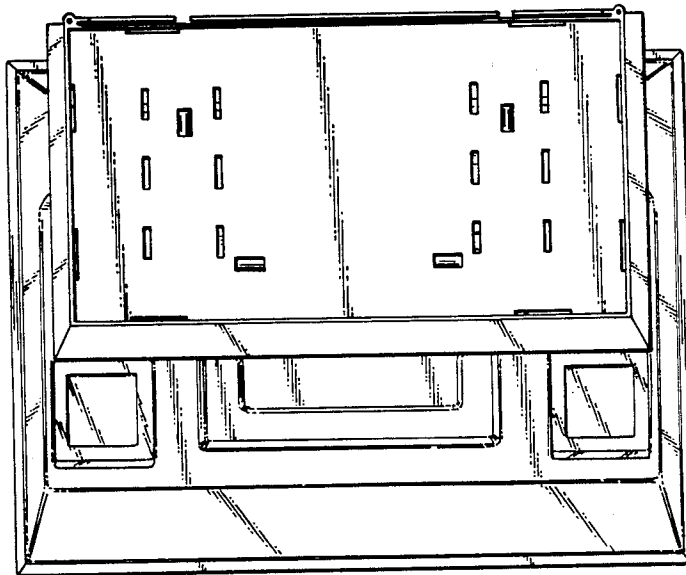


FIG. 2.

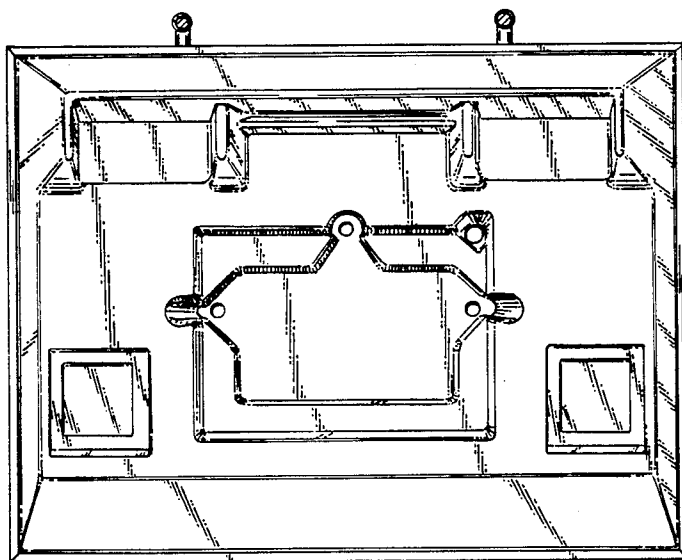


FIG. 3.

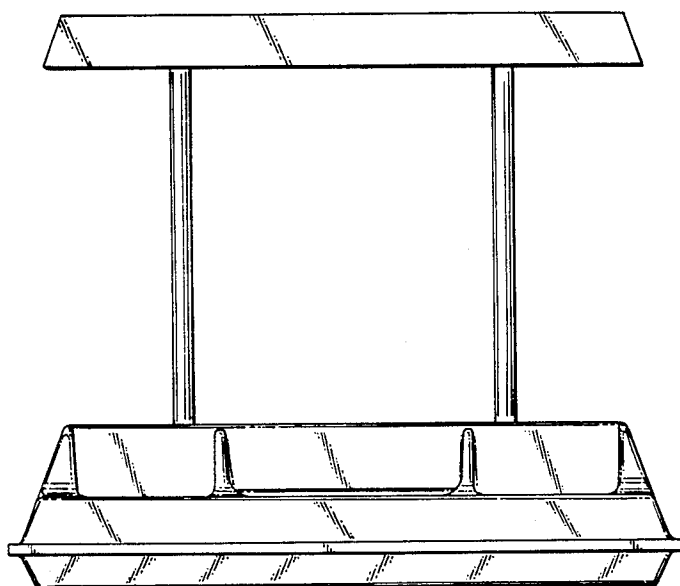


FIG. 4.

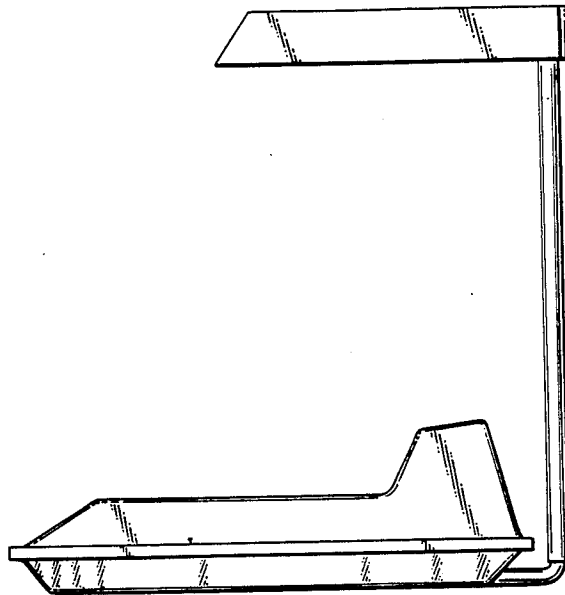


FIG. 5.

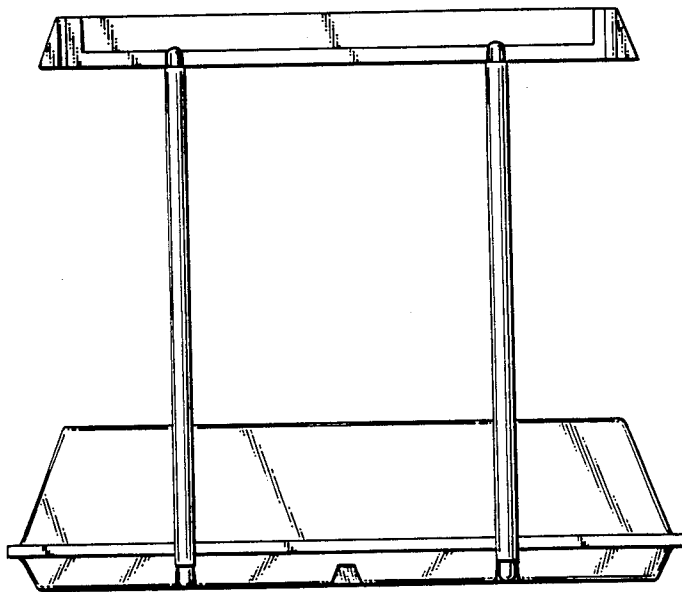


FIG. 6.

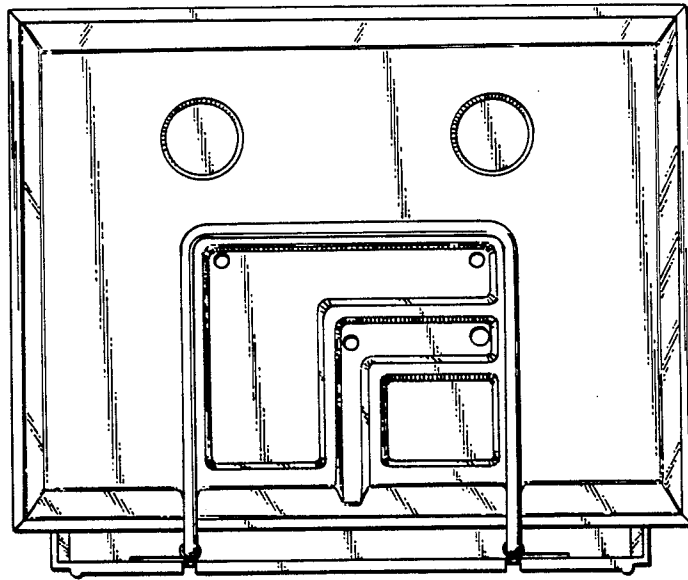


FIG. 7.

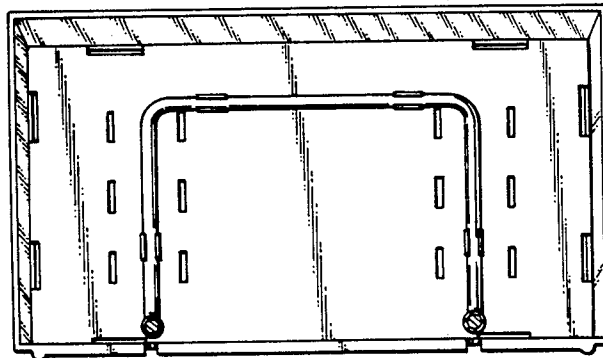


FIG. 8.