



(19) **United States**  
(12) **Patent Application Publication**  
**Donovan**

(10) **Pub. No.: US 2010/0090882 A1**  
(43) **Pub. Date: Apr. 15, 2010**

(54) **BI-STATIC RADAR PROCESSING FOR ADS-B SENSORS**

(22) Filed: **Oct. 14, 2009**

**Related U.S. Application Data**

(75) Inventor: **Timothy P. Donovan**, Groton, MA (US)

(60) Provisional application No. 61/196,164, filed on Oct. 14, 2008.

**Publication Classification**

Correspondence Address:  
**RAYTHEON COMPANY**  
**C/O DALY, CROWLEY, MOFFORD & DURKEE, LLP**  
**354A TURNPIKE STREET, SUITE 301A**  
**CANTON, MA 02021 (US)**

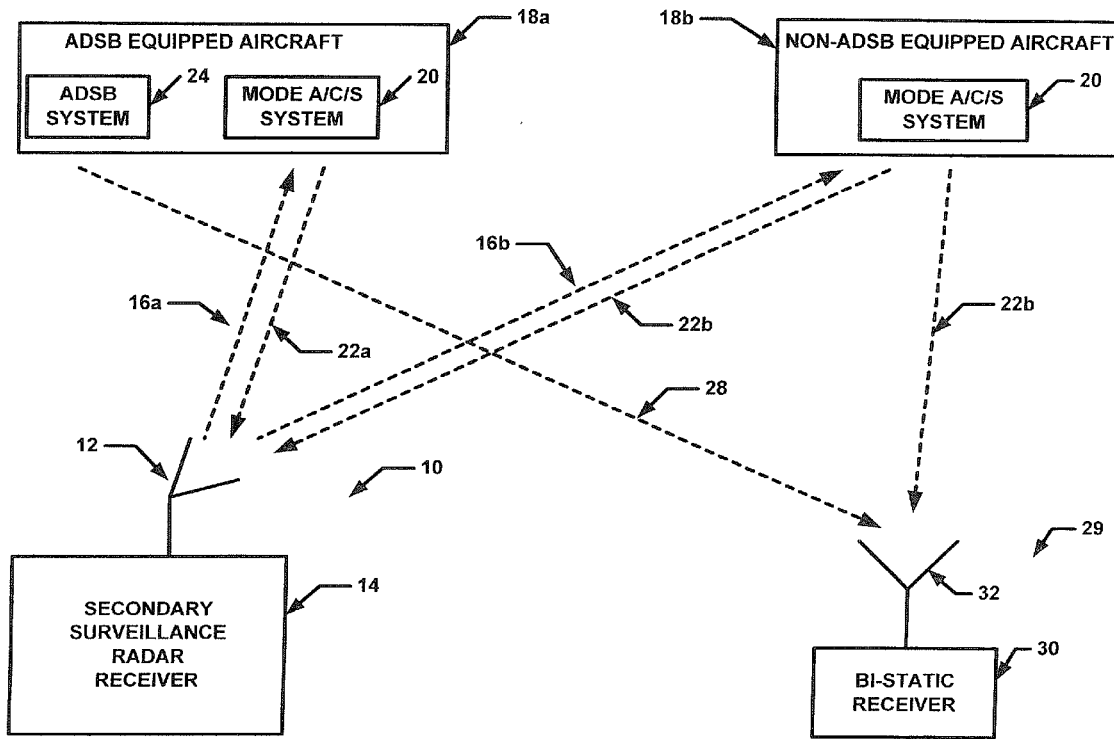
(51) **Int. Cl. G01S 13/93** (2006.01)  
(52) **U.S. Cl. 342/32**

(57) **ABSTRACT**

(73) Assignee: **Raytheon Company**, Waltham, MA (US)

A system and technique to derive a position of a non-ADSB equipped aircraft using ADS-B information provided from an ADSB equipped aircraft and bi-static radar processing techniques.

(21) Appl. No.: **12/578,861**



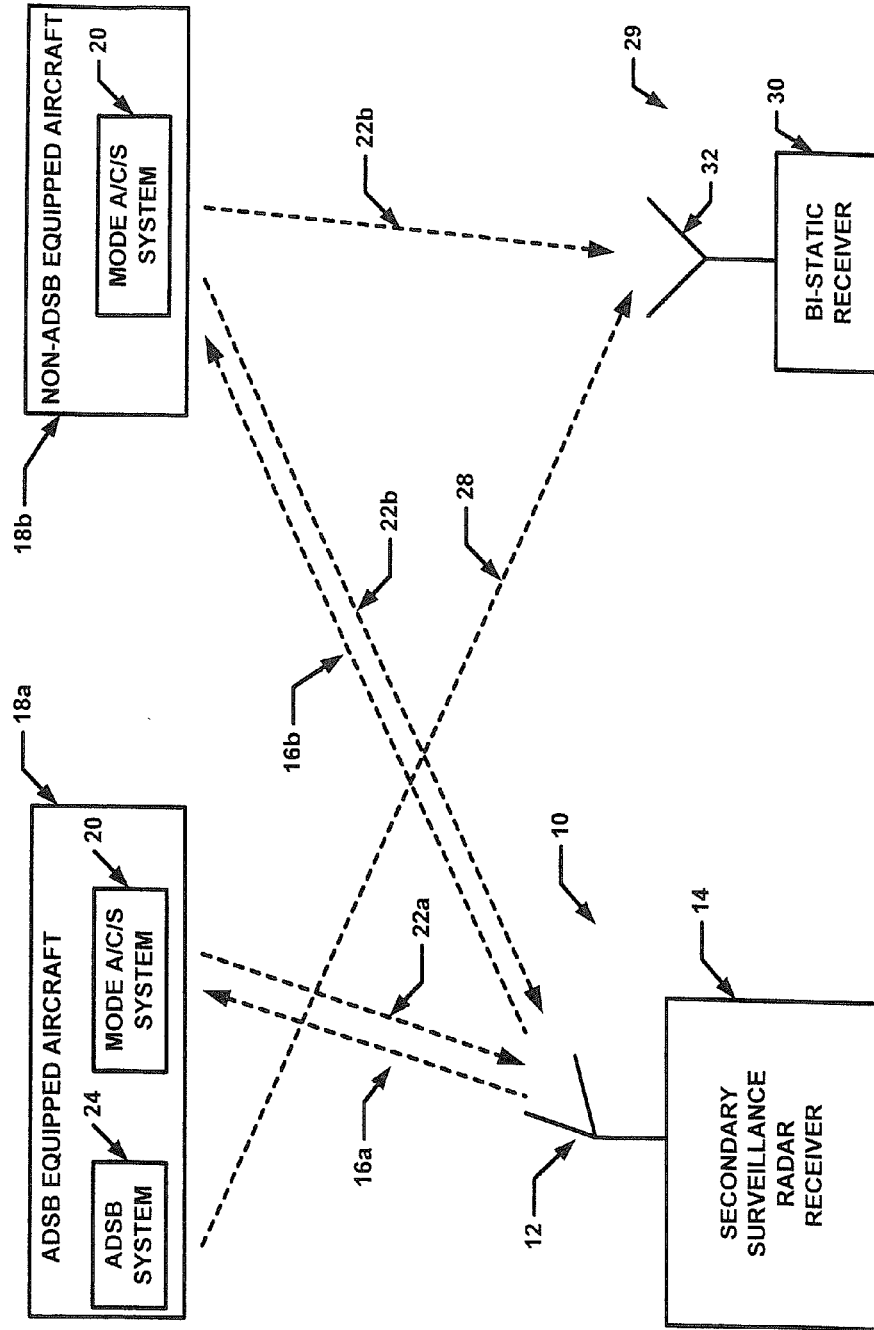


FIG. 1

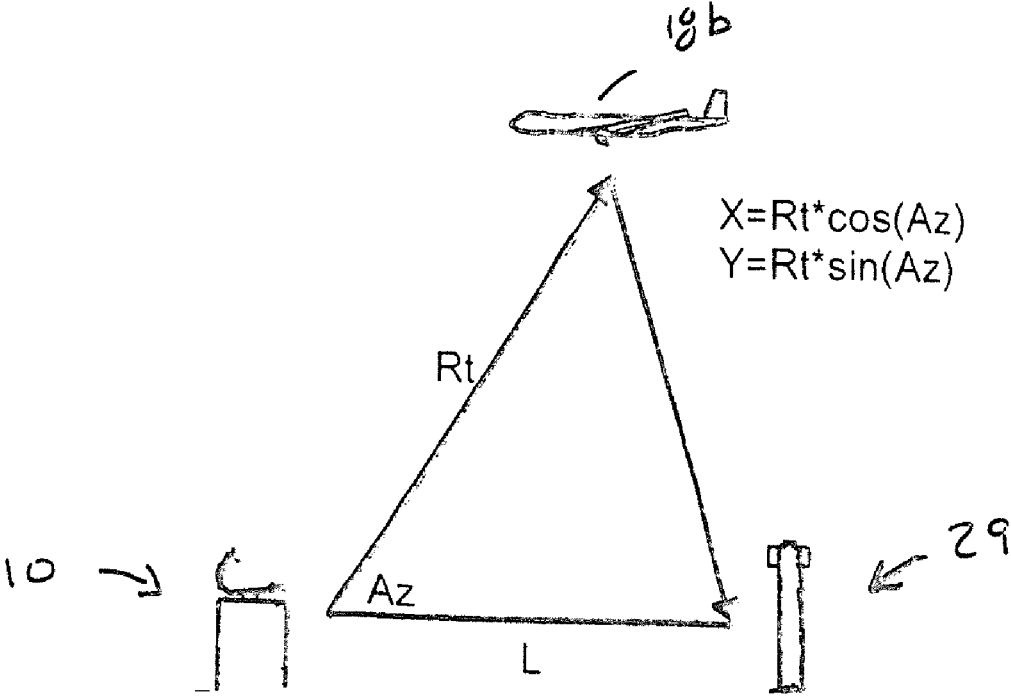


FIG. 2

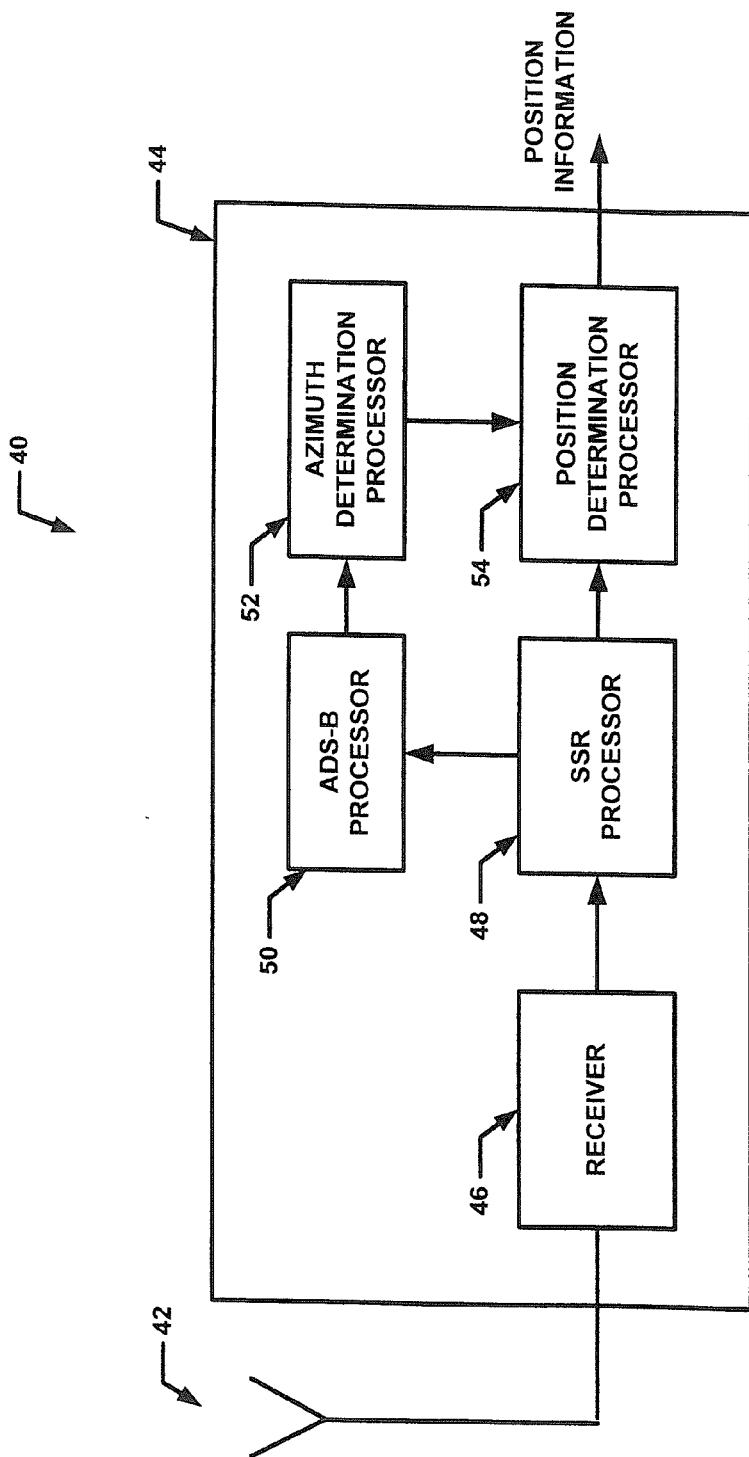


FIG. 3

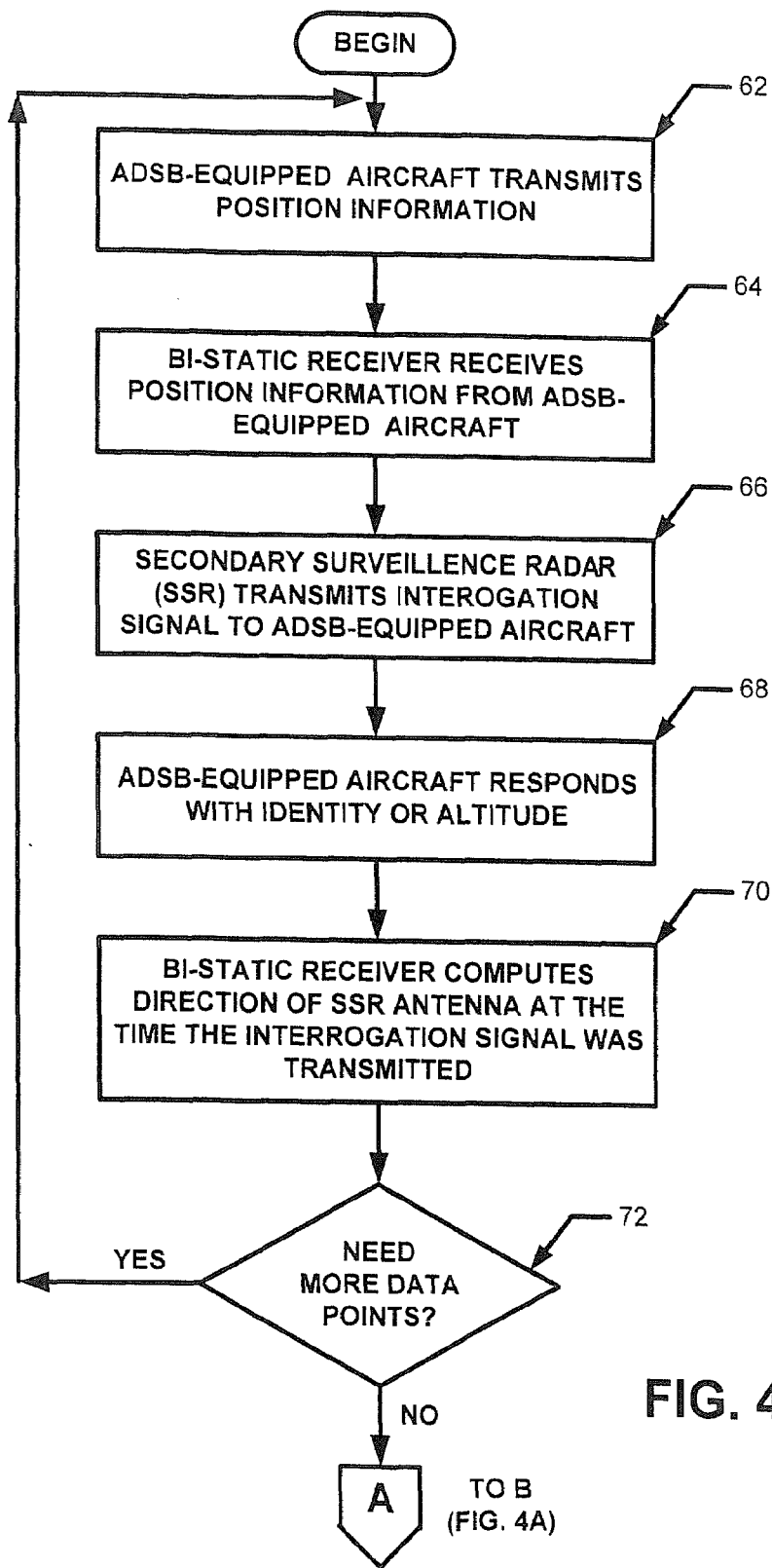


FIG. 4

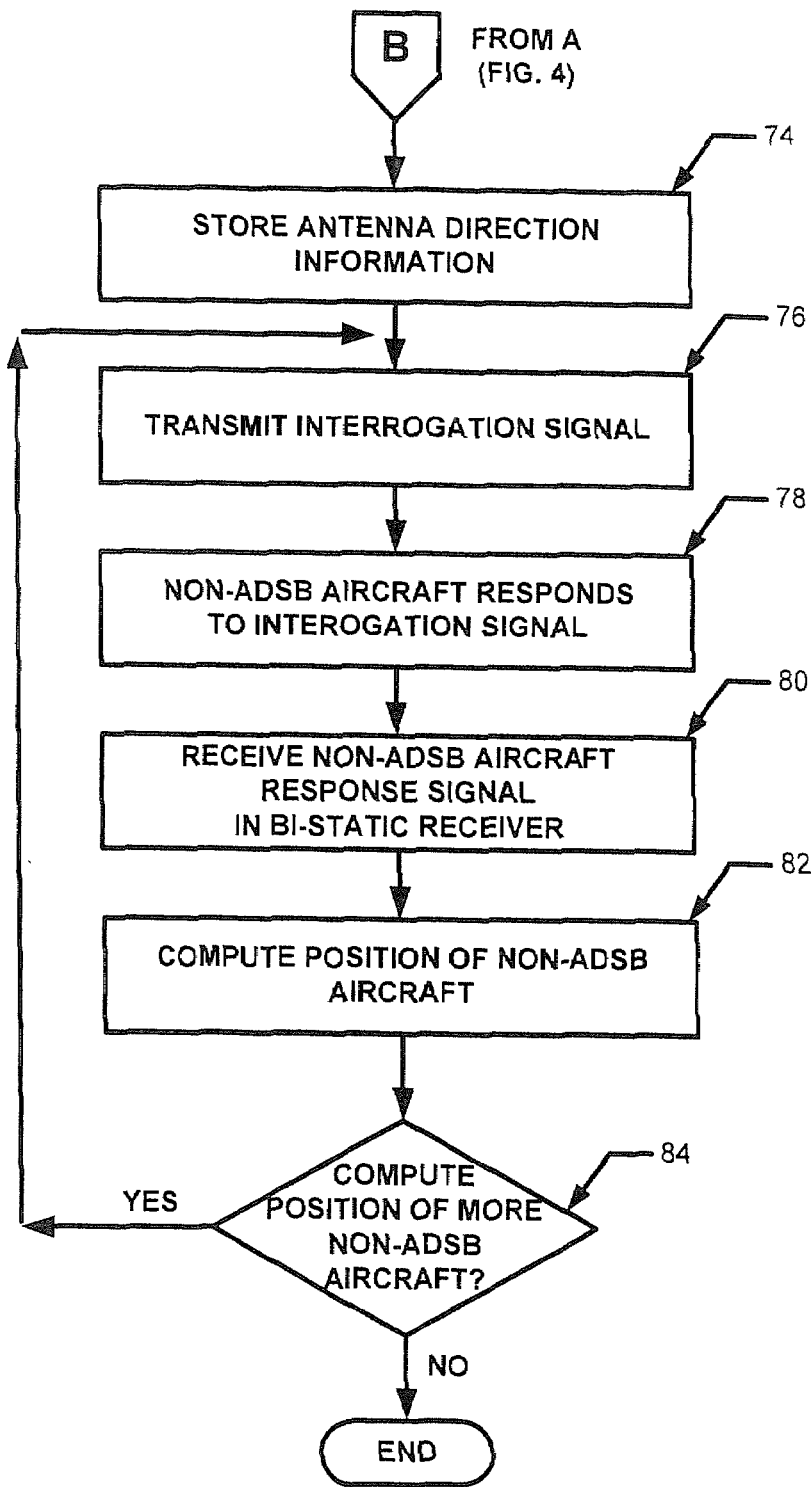


FIG. 4A

## BI-STATIC RADAR PROCESSING FOR ADS-B SENSORS

### CROSS REFERENCE TO RELATED APPLICATION

[0001] This application claims the benefit of U.S. Provisional Application No. 61/196,164 filed Oct. 14, 2008 under 35 U.S.C. §119(e) which application is hereby incorporated herein by reference in its entirety.

### FIELD OF THE INVENTION

[0002] The subject matter described herein is generally related to air traffic control (ATC) systems and more particularly related to an ATC surveillance system and technique to derive location of a Mode A/C/S aircraft using bi-static radar processing techniques.

### BACKGROUND OF THE INVENTION

[0003] As is known in the art, aircraft are equipped with transponders to help air traffic control (ATC) radar systems identify and track civilian aircraft. So-called Mode A or C transponders (Mode A/C transponders) receive Mode A or C interrogation signals transmitted at a frequency of 1030 MHz from secondary surveillance radars (SSRs), such as ASR-9 radars. The Mode A/C transponders respond to the interrogation signals at a frequency of 1090 MHz with the aircraft identity (beacon code) and altitude respectively. The SSR couples this information with the antenna azimuth, and derived range and provides a position report to a local ATC system.

[0004] Another type of transponder is a so-called Mode S transponder. Mode S transponders operate on a similar principle to Mode A/C transponders but include enhancements to minimize interference caused by responses to interrogations from adjacent secondary radars. A protocol is established to select and address interrogations to specific aircraft.

[0005] As is also known, Automatic Dependent Surveillance Broadcast (ADS-B) is a capability added to Mode S transponders. As described by the FAA (Federal Aeronautics Administration) ADS-B is a technology which uses signals from Global Positioning Satellites (GPS), instead of radar data, to determine aircraft position.

[0006] ADS-B systems broadcast aircraft position, altitude, velocity and identity on a period of 400-600 msec for position, and 5000 msec for identify (e.g. call sign or flight name). All messages include a unique Mode S address, and the identity includes the aircraft call sign used on the flight plan (e.g. FDX1964).

[0007] These messages are broadcast as Mode S "responses" at a frequency of 1090 MHz and are received by ADS-B ground receivers where the position, altitude, velocity and identity is extracted and provided to an ATC automation system. These signals are also received by airborne ADS-B receivers where the data is provided to the cockpit display.

### SUMMARY OF THE INVENTION

[0008] Described herein is a system and technique to derive a position of a non-ADSB equipped aircraft using ADS-B information provided from an ADSB equipped aircraft and bi-static radar processing techniques.

[0009] In accordance with the concepts described herein, a process for determining a position of a non-Automatic

Dependent Surveillance Broadcast (non-ADSB) equipped aircraft includes receiving, in a bi-static receiving system, a first group of signals from a first ADSB equipped aircraft; receiving, in the bi-static receiving system, a second group of signals from a first non-ADSB equipped aircraft; and processing the first and second group of signals in the bi-static receiving system using a bi-static radar processing technique to determine a position of the non-ADSB equipped aircraft.

[0010] With this particular arrangement, a process to derive a position of a non-ADSB equipped aircraft using ADS-B information provided from an ADSB equipped aircraft and bi-static radar processing techniques is provided. In one embodiment, the first group of signals correspond to ADS-B signals provided by an ADS-B equipped aircraft and the second group of signals correspond to one of Mode A/C/S responses from a non-ADSB equipped aircraft (i.e. an aircraft not having an ADS-B receiver disposed therein). The ADSB-signals are used to determine a position (e.g. an azimuth position) of an antenna used in an interrogator. Once the interrogator antenna position is known, the position of non-ADSB equipped aircraft can be derived by using the azimuth position of the interrogator antenna, a range to the non-ADSB equipped aircraft and a known distance between the interrogator and the bi-static receiving system.

[0011] In accordance with a further aspect of the concepts described herein a system to derive a position of a non-ADSB equipped aircraft, includes (a) an interrogator and (b) a bi-static receiving system. The interrogator includes an interrogator antenna and an interrogator receiver. The bi-static receiving system includes an antenna configured to receive Mode A/C/S signals and Mode ADS-B signals, an interrogator processor configured to process Mode A/C/S signals, an ADS-B processor configured to process ADS-B signals, an azimuth determination processor coupled to receive signals from said ADS-B processor and to determine an azimuth position of the interrogator antenna, and a position determination processor coupled to receive signals from said azimuth determination processor and said interrogator processor and to derive a position of the non-ADSB equipped aircraft.

[0012] In some embodiments the bi-static receiving system is stationary while in other embodiments the bi-static receiving system may be mounted on a moving platform (e.g. an aircraft or a ground vehicle). Similarly, in some embodiments the interrogator is stationary while in other embodiments, the interrogator is mounted on a moving platform. Regardless of whether either or both of the bi-static receiving system and the interrogator are in a fixed position or mounted on mobile platforms, the distance between the bi-static receiving system and the interrogator must be known.

[0013] In one embodiment, the interrogator corresponds to a secondary surveillance radar (SSR) of an air traffic control system. In one embodiment, the interrogator antenna is one of a rotating antenna or an electronically scanned antenna.

[0014] In one embodiment, the bi-static receiving system includes an ADS-B receiver and a processor configured to perform bi-static radar processing.

[0015] In accordance with a still further aspect of the concepts described herein, a method to derive a position of a non-ADSB equipped aircraft includes determining, in a bi-static receiving system, a position of an interrogator antenna as a function of time using one or more ADSB signals from an ADSB equipped aircraft; and deriving a position of the non-

ADSB equipped aircraft using the position of the interrogator antenna and one or more transponder signals from the non-ADSB equipped aircraft.

**[0016]** In one embodiment, determining a position of an interrogator antenna as a function of time comprises determining an azimuth of the interrogator antenna. In one embodiment, deriving a position of the non-ADSB equipped aircraft comprises deriving a position of the non-ADSB equipped aircraft using an azimuth position of the interrogator radar

**[0017]** In one embodiment, deriving a position of the non-ADSB equipped aircraft using the position of the interrogator antenna includes transmitting one or more Mode A/C/S transponder signals from an interrogator having an interrogator antenna; receiving, in the bi-static receiving system, one or more Mode A/C/S transponder reply signals provided by the non-ADSB equipped aircraft; computing a longitude and latitude of the non-ADSB equipped aircraft using the azimuth position of the interrogator antenna, a range to the non-ADSB equipped aircraft and a known distance between the interrogator and the bi-static receiving system.

**[0018]** Since Automatic Dependent Surveillance Broadcast (ADS-B) uses the Mode S protocol, most ADS-B receivers are capable of receiving all Mode S responses including responses to interrogations from SSRs. Normally, these Mode S responses are discarded by ADS-B systems as they do not contain the position of the aircraft. In accordance with the systems and techniques described herein below, however, it has been recognized that a position of non-ADSB equipped aircraft may be determined using ADS-B information from ADS-B equipped aircraft and bi-static radar processing techniques.

**[0019]** In one embodiment this may be accomplished by coupling an antenna having a substantially omni-directional antenna pattern to a single ADS-B receiver. With this approach, an Air Traffic Control (ATC) surveillance technology is provided with which it is possible to derive the position and altitude of Mode A/C/S aircraft (i.e. non-ADSB equipped aircraft) using the single ADS-B receiver and omni-directional antenna using bi-static radar processing techniques.

**[0020]** In one exemplary embodiment, this technique may be implemented in software that processes ADS-B inputs either as part of a ground-based system (e.g. ATC or airline operations) or as part of airborne avionics (e.g. cockpit display of traffic information (CDTI) or traffic collision avoidance system (TCAS)). Such software may be provided in partnership with an ADS-B radio provider or as a stand-alone processing component to augment existing ground automation.

**[0021]** In operation, an aircraft with a Mode A/C/S transponder using an ADS-B receiver with bistatic processing of transponders replies to local interrogators (e.g. SSRs). Radar azimuth based mode-S responses from ADS-B aircraft are determined. It should be appreciated that only a single sensor is required for terminal coverage. This technique can be used in a number of applications including, but not limited to command, control and communication systems, netted sensors, transportation.

#### BRIEF DESCRIPTION OF THE DRAWINGS

**[0022]** The foregoing features of this invention, as well as the invention itself, may be more fully understood from the following description of the drawings in which:

**[0023]** FIG. 1 is a block diagram of an a system to determine a position of an aircraft not equipped with an automatic dependent surveillance broadcast (ADS-B) transponder;

**[0024]** FIG. 2 is a schematic diagram illustrating the positional relationship between an aircraft not equipped with an ADS-B transponder, a secondary radar and a bi-static receiver;

**[0025]** FIG. 3 is a block diagram of a bi-static receiver; and

**[0026]** FIGS. 4 and 4A are a pair of flow diagrams which illustrate a process for determining a position of an aircraft equipped with a ATRBS transponder but which is not equipped with an ADS-B system.

#### DETAILED DESCRIPTION OF THE PREFERRED EMBODIMENTS

**[0027]** Referring now to FIG. 1, an air traffic control (ATC) surveillance system includes a secondary interrogator **10** which may, for example, be provided as a conventional secondary surveillance radar ("SSR") **10** (also more simply referred to as a "secondary radar") which includes an antenna **12** and a receiver **14**. To promote clarity in the below description, interrogator **10** will sometimes be referred to herein as an SSR **10**. Also, in some embodiments antenna **12** is provided as a rotating antenna.

**[0028]** Interrogator **10** may be in a fixed position (e.g. a ground station co-located with a primary ATC radar) or interrogator **10** may be disposed in a moving vehicle (e.g. an aircraft or a ground-based vehicle). Interrogator **10** may, for example, correspond to a Traffic alert and Collision Avoidance System (TCAS). It should be appreciated that when deployed as part of TCAS, antenna **10** does not rotate.

**[0029]** As antenna **12** scans (e.g. by mechanical rotation or by electrical scan), interrogator **10** transmits interrogation signals (or pulses) **16a**, **16b**. In some embodiments, (e.g. conventional SSR embodiments) interrogator **10** continuously transmits interrogation signals while in other embodiments interrogator **10** transmits interrogation signals selectively rather than continuously (e.g. in transponder Mode-3, Mode-4 and Mode-5). In either case, the so-transmitted interrogation signals **16a**, **16b** impinge upon aircraft **18a**, **18b** which are within line-of-sight range of interrogator **10**.

**[0030]** Both aircraft **18a** and **18b** are equipped with a transponder system **20**. Each transponder system **20** includes a radio receiver and a transmitter. In existing air traffic control systems, the receiver receives on a first frequency (e.g. 1030 MHz) and the transmitter transmits on a second different frequency (e.g. 1090 MHz) although for purposes of the concepts, systems and techniques described herein, this need not be so.

**[0031]** In response to interrogation signal **16a**, transponder **20** on target aircraft **18a** transmits reply signal **22a** to interrogator **10**. Similarly, in response to interrogation signal **16b**, transponder **20** on target aircraft **18b** transmits reply signal **22b** to interrogator **10**. Reply signals **22a**, **22b** contain information related to the respective aircraft **18a**, **18b** from which signals **22a**, **22b** were emitted (in response to the request from interrogator **10**). In some embodiments, reply signals **22a**, **22b** may be provided as coded reply signals.

**[0032]** The information included in a particular reply sent by any transponder **20** depends upon the transponder mode which was interrogated. There are several transponder modes, each offering different information. For civilian flights, three transponder modes of operation are: Mode A, Mode C and Mode S (sometimes collectively denoted herein



as Mode A/C/S). Transponder Modes A/C/S are well-known to those of ordinary skill in the art and will not be described herein in detail.

**[0033]** Significantly, the information exchanged between interrogator **10** and transponder **20** is limited to identification of the aircraft on which the transponder is disposed in addition to the aircraft flight level (i.e. a standard nominal altitude of an aircraft pressure altitude). Interrogator **10** also allows the aircraft to be displayed as an icon on an air traffic controller's radar screen at a calculated bearing and range.

**[0034]** Interrogators, derive the latitudinal and longitudinal position of an aircraft based upon signal timing and antenna direction.

**[0035]** As shown in FIG. 1, aircraft **18a** is also equipped with an ADS-B transponder **24** (which is configured to communicate with transponder **20** on aircraft **18a**) while aircraft **18b** is not equipped with an ADS-B system. Thus, aircraft **18a** is sometimes referred to herein as an ADSB equipped aircraft while aircraft **18a** is sometimes referred to herein as a non-ADSB equipped aircraft.

**[0036]** An ADS-B-equipped aircraft (such as aircraft **18a**) determines its own position using a global navigation satellite system or internal navigation system and periodically broadcasts this position and other relevant information to ground stations and other aircraft equipped with ADS-B systems and thus capable of receiving ADS-B signals. As is known, ADS-B can be used over several different data link technologies. Since aircraft **18a** is equipped with an ADS-B system **24** it can determine and broadcast its own position. Aircraft **18b**, on the other hand, is not equipped with an ADS-B system and thus is unable to broadcast its own position.

**[0037]** ADS-B system **24** transmits ADS-B signals **28** which are received by a bi-static receiving system **29** which includes a bi-static receiver **30** and a bi-static receiver antenna **32**. Antenna **32** is provided having an antenna characteristic (e.g. antenna pattern and gain characteristic which allows antenna **32** to intercept a portion of both ADS-B signal **28** (from ADS-B equipped aircraft **18a**) and transponder reply signal **22b** (from non-ADSB equipped aircraft **18b**). Alternatively antenna **32** may be provided from multiple antennas (e.g. first and second antennas) and multiple receivers (e.g. first and second receivers with both receivers connected to same processor). Regardless of the particular manner in which the antenna **32** and receiver **30** are implemented, bi-static receiving system **29** receives both ADS-B signals and non-ADSB transponder signals (e.g. transponder Mode A/C/S signals).

**[0038]** In one embodiment, antenna **32** is provided as a single antenna having a substantially omni-directional antenna pattern. Antenna **32** may also be provided from other configurations having other antenna patterns. For example, antenna **32** may be provided from one or more fixed sector antennas (e.g. one or more antennas having fixed directional patterns each of which covers a specific direction).

**[0039]** As mentioned above, ADS-B systems can use transponder Mode A/C/S protocols and most ADS-B receivers are capable of receiving all Mode A/C/S responses including responses to interrogations from interrogators (e.g. interrogator **10**). Normally, such responses are discarded by ADS-B systems as they do not contain the position of the aircraft. In accordance with the systems and techniques described herein, however, bi-static receiving system **29** which receives and operates on both transponder signals (e.g. Mode A/C/S signals) and ADS-B signals determines a position of non-

ADSB equipped aircraft (e.g. aircraft **18b**) using ADS-B information from ADS-B equipped aircraft (e.g. aircraft **18a**) and bi-static radar processing techniques.

**[0040]** Briefly, this is accomplished in two phases. In the first phase, since the interrogator antenna azimuth is unknown, the bi-static receiver **30** utilizes ADS-B signals (e.g. ADS-B position reports) to determine an azimuth position of a local interrogator antenna (e.g. antenna **12**) as a function of time. Stated differently, the ADS-B signals are used to determine the direction in which an interrogator antenna is pointing at specific points in time. Then, by knowing the speed at which the interrogator antenna rotates, it is then possible to determine the position of the interrogator antenna at any point in time (i.e. it is possible to determine direction in which the interrogator antenna is pointing at any point in time). This is equivalent to saying that the azimuth direction of the antenna is known.

**[0041]** In a second phase, the azimuth position of the interrogator antenna is used to compute a position (i.e. a latitude and longitude) of an aircraft which is not equipped with an ADS-B system (e.g. non-ADSB equipped aircraft **18b**). This is accomplished using a bi-static processing technique as will be described in detail below in conjunction with FIGS. 2-4A.

**[0042]** Referring now to FIG. 2, in which like elements of FIG. 1 are provided having like reference designations, given the time an ADS-B signal response is received at bi-static receiving system **29** and given the position of the bi-static receiving system, if the position of the interrogator **10** which originated the interrogation signal and antenna azimuth is known and the distance between interrogator **10** and bi-static receiving system **29** is known, the position of non-ADSB aircraft **18b** can be calculated using Equation (1):

$$Rt = (R^2 - L^2) / 2 * (R - L * \sin(Az)) \quad \text{Equation (1)}$$

where:

**[0043]** L is the distance between the ADS-B receiver and radar; and

**[0044]** R is the round trip distance from the interrogator **10** to aircraft **18b** and back to the bi-static receiving system **29**.

**[0045]** R may be computed as shown in Equation (2):

$$R = C * (Tt - Tr) \quad \text{Equation (2)}$$

where:

**[0046]** Tt is the time of transmit at the interrogator **10**; and

**[0047]** Tr is the time of receipt at the bi-static receiving system **29**.

**[0048]** These calculations are predicated on an accurate estimate for the radar antenna azimuth (and the corresponding time of transmit).

**[0049]** The radar azimuth as a function of time can be determined using Mode A/C/S replies from aircraft for which an ADS-B reported position has been received at the same time. Thus, given an ADS-B report, the azimuth of an interrogator antenna may be computed as shown in Equation (3):

$$\text{Azimuth} = \arcsin(Dx/Rt) \quad \text{Equation (3)}$$

where:

**[0050]** Dx is the difference in latitude between the target and the radar (i.e. the difference in latitude between the ADS-B aircraft and the interrogating radar.  $az = \sin(\text{opp}/\text{hyp})$  where  $\text{opp} = Rt$  and  $\text{hyp} = \text{delta longitude}$ ; it should be appreciated that at very large distance, there may be some error introduced and to reduce this error the measurement is made

in the radar plane which is defined as the plane tangent to the earth at the radar oriented with increasing y values to the north);

[0051] The transmit time ( $T_t$ ) for the computed azimuth is computed as shown in Equation (4):

$$T_t = T_r - C * (R_r + R_t) \quad \text{Equation (4)}$$

where  $T_r$  = the time the response is received at the bistatic receiver,  $R_r$  = target range to the bistatic receiver, and  $R_t$  = range to the secondary interrogator transmitter.

[0052] Equation (3) and (4) thus illustrates one technique to compute the azimuth of an interrogator antenna at a specific point in time. Since the radar rotates at a constant rate, the azimuth may be derived for any given point in time in the above-referenced first phase.

[0053] This approach may be implemented in hardware or by programming a processor that processes ADS-B inputs either as part of a ground-based system (e.g. an ATC) or as part of airborne avionics (e.g. CDTI or TCAS). The processing may be provided in partnership with an ADS-B radio provider or as stand-alone processing component to augment existing ground automation.

[0054] Referring now to FIG. 3, a bi-static receiving system 40 which may be the same as or similar to bi-static receiving system 29 described above in conjunction with FIGS. 1 and 2 includes an antenna 42 disposed to provide signals to a bi-static receiver 44. Antenna 42 and bi-static receiver 44 may be the same as or similar to antenna 32 and bi-static receiver 30 described above in conjunction with FIGS. 1 and 2.

[0055] Bi-static receiver 44 includes a receiver 46 which down converts and otherwise processes signals fed thereto from antenna 42 and provides appropriately converted and processed signals to an interrogator processor 48. Interrogator processor 48 provides ADS-B signals to an ADS-B processor 50. ADS-B processor 50 processes ADS-B signals and provides the signals to an azimuth determination processor 52 which utilizes the ADS-B signals to determine an azimuth position of an interrogator antenna (e.g. such as interrogator antenna 12 in FIG. 1).

[0056] Once azimuth determination processor 52 determines the interrogator antenna azimuth information, interrogator processor 48 processes transponder signals (e.g. Mode A/C/S transponder reply signals) from non-ADSB equipped aircraft (e.g. non-ADSB equipped aircraft 18b in FIG. 1) and position determination processor 54 determines the position of the non-ADSB equipped aircraft and provides the information at an output thereof. The position information may then be provided to an ATC display or may be otherwise used in an ATC system.

[0057] FIGS. 4 and 4A are a series of flow diagrams which show the processing performed by a processing apparatus which may, for example, be provided as part of bi-static receiver 30 or as a separate processor to enable position computations for non-ADSB equipped aircraft. The rectangular elements (typified by element 62 in FIG. 4), are herein denoted "processing blocks" and represent computer software instructions or groups of instructions. The diamond shaped elements (typified by element 72 in FIG. 4), are herein denoted "decision blocks" and represent computer software instructions, or groups of instructions which affect the execution of the computer software instructions represented by the processing blocks.

[0058] Alternatively, the processing and decision blocks represent steps performed by functionally equivalent circuits

such as a digital signal processor (DSP) circuit or an application specific integrated circuit (ASIC). The flow diagrams do not depict the syntax of any particular programming language. Rather, the flow diagrams illustrate the functional information one of ordinary skill in the art requires to fabricate circuits or to generate computer software to perform the processing required of the particular apparatus. It should be noted that many routine program elements, such as initialization of loops and variables and the use of temporary variables are not shown. It will be appreciated by those of ordinary skill in the art that, unless otherwise indicated herein, the particular sequence of steps described is illustrative only and can be varied without departing from the spirit of the concepts, systems and techniques described herein.

[0059] Turning now to FIG. 4, processing begins as shown in processing blocks 62, 64 by an ADS-B equipped aircraft transmitting position information (e.g. a position report) which is received by a bi-static receiver. As shown in processing blocks 66 and 68, an interrogator transmits an interrogation signal to the ADS-B equipped aircraft and the ADS-B equipped aircraft responds with its identity and/or altitude. This information is transmitted in broadcast mode so that the response can also be received by the interrogator and a bi-static receiver (such as interrogator 10 and bi-static receiver 30 shown in FIG. 1).

[0060] As shown in processing block 70, the bi-static receiver uses the information provided thereto from the ADS-B equipped aircraft to compute the direction (e.g. the azimuth position) of the interrogator antenna from which the interrogation signal originated at the time the interrogation signal was transmitted. That is, the azimuth position of the interrogator at the time the interrogation signal was sent is computed. In practical systems, the processing block 64 flows into processing block 70 in parallel with (e.g. concurrently with) processing blocks 66 and 68.

[0061] Next, as shown in decision block 72, a decision is made as to whether more data points are needed to compute the interrogator antenna direction. If more data points are needed, then processing again flows to processing blocks 62-70. It should be appreciated that when more additional data points are collected, each additional data point may be provided by the same ADS-B equipped aircraft or from a different ADS-B equipped aircraft (or from a combination of the same and different ADS-B equipped aircraft). It should also be appreciated that, in general, the process is completed more rapidly when data is taken from two or more different ADS-B equipped aircraft than from a single (i.e. the same) ADS-B equipped aircraft. This is due, at least in part, to the time delay which exists in the time between transmitted transponder signals from a single aircraft cause by the rotation (or scan pattern) of the radar antenna.

[0062] If in processing block 72 a decision is made that no more data points are needed to compute the interrogator antenna direction, then processing flows to processing block 74 in which the antenna direction is computed and stored (at least temporarily) for later use. Processing then proceeds to processing blocks 76 and 78 in which an interrogator transmits an interrogation signal and a non-ADSB equipped aircraft responds to the interrogation signal. It should be appreciated that any Mode A/C aircraft with a line-of-sight to the interrogator which transmits the interrogation signal will send a reply. Mode S aircraft will respond to an "all call" and when selected by the interrogator. Thus, multiple non-ADSB equipped aircraft may reply to the interrogation signal.

**[0063]** As shown in processing blocks **80** and **82**, the non-ADSB equipped aircraft response signal is received in the bi-static receiver and a position of the non-ADSB equipped aircraft is computed. Processing then proceeds to decision block **84** in which a decision is made as to whether there are more non-ADSB equipped aircraft for which positions may be computed. In practical ATC systems, the interrogator continuously emits transponder signals and thus processing blocks **76-82** continuously repeat.

**[0064]** Having described preferred embodiments of the invention it will now become apparent to those of ordinary skill in the art that other embodiments incorporating these concepts may be used. Accordingly, it is submitted that that the invention should not be limited to the described embodiments but rather should be limited only by the spirit and scope of the appended claims.

**1.** A process for determining a position of a non-Automatic Dependent Surveillance Broadcast (non-ADSB) equipped aircraft comprises:

receiving, in a bi-static receiving system, a first group of signals from a first ADSB equipped aircraft;  
receiving, in the bi-static receiving system, a second group of signals from a first non-ADSB equipped aircraft; and  
processing the first and second group of signals in the bi-static receiving system using a bi-static radar processing technique to determine a position of the non-ADSB equipped aircraft.

**2.** The process of claim **1** wherein the first group of signals correspond to ADS-B signals.

**3.** The process of claim **1** wherein the second group of signals correspond to one of Mode A/C/S responses from aircraft having an ADS-B receiver disposed therein.

**4.** The process of claim **1** wherein processing the first and second group of signals using a bi-static radar processing technique comprises:

determining an azimuth position of an interrogator antenna using the first group of signals; and  
determining the position of the non-ADSB equipped aircraft using the second group of signals;

**5.** The process of claim **4** wherein the first group of signals correspond to ADSB signals transmitted from an ADSB equipped aircraft and the second group of signals correspond to Mode A/C/S signals transmitted from a non-ADSB equipped aircraft.

**6.** A system to derive a position of a non-ADSB equipped aircraft, the system comprising:

(a) an interrogator comprising:  
an interrogator antenna; and  
an interrogator receiver; and  
(b) a bi-static receiving system comprising:  
an antenna configured to receive Mode A/C/S signals and Mode ADS-B signals;  
an interrogator processor configured to process Mode A/C/S signals;  
an ADS-B processor configured to process ADS-B signals;  
an azimuth determination processor coupled to receive signals from said ADS-B processor and to determine an azimuth position of the interrogator antenna; and  
a position determination processor coupled to receive signals from said azimuth determination processor

and said interrogator processor and to derive a position of the non-ADSB equipped aircraft.

**7.** The system of claim **6** wherein said bi-static receiving system is stationary.

**8.** The system of claim **6** wherein said bi-static receiving system is mounted on a moving vehicle.

**9.** The system of claim **6** wherein said interrogator is stationary.

**10.** The system of claim **6** wherein said interrogator is mounted on a moving vehicle.

**11.** The system of claim **6** wherein said interrogator corresponds to a secondary surveillance radar (SSR).

**12.** The system of claim **11** wherein said interrogator antenna is one of a rotating antenna or an electronically scanned antenna.

**13.** The system of claim **6** wherein said bi-static receiving system comprises an ADS-B receiver and a processor configured to perform bi-static radar processing.

**14.** A method to derive a position of a non-ADSB equipped aircraft comprising:

determining, in a bi-static receiving system, a position of an interrogator antenna as a function of time using one or more ADSB signals from an ADSB equipped aircraft; and

deriving a position of the non-ADSB equipped aircraft using the interrogator antenna position and one or more transponder signals from the non-ADSB equipped aircraft to.

**15.** The method of claim **14** wherein:

determining, in a bi-static receiving system, a position of an interrogator antenna as a function of time comprises determining an azimuth position of the interrogator antenna as a function of time using one or more ADSB signals from an ADSB equipped aircraft; and

deriving a position of the non-ADSB equipped aircraft comprises deriving a position of the non-ADSB equipped aircraft using the azimuth position of the interrogator antenna and one or more transponder signals from the non-ADSB equipped aircraft.

**16.** The method of claim **15** wherein determining an azimuth position of an interrogator antenna as a function of time comprises receiving one or more ADS-B reports in a bi-static receiving system and deriving an azimuth position of the interrogator radar based upon one or more of the one or more ADS-B reports.

**17.** The method of claim **15** wherein using the azimuth position of the interrogator antenna to derive a position of the non-ADSB equipped aircraft comprises:

transmitting one or more Mode A/C/S transponder signals from an interrogator having an interrogator antenna;

receiving, in the bi-static receiving system, one or more Mode A/C/S transponder reply signals provided by the non-ADSB equipped aircraft;

computing a longitude and latitude of the non-ADSB equipped aircraft using the azimuth position of the interrogator antenna, a range to the non-ADSB equipped aircraft and a known distance between the interrogator and the bi-static receiving system.

\* \* \* \* \*