


**NASA CONTRACTOR  
REPORT**

NASA CR-647



NASA CR-647

2.1



0060235

TECH LIBRARY KAFB, NM

LOAN COPY  
APRIL 1966  
KIRTLAND AFB, NM

**ABSORPTION OF SOUND IN AIR VERSUS  
HUMIDITY AND TEMPERATURE**

*by Cyril M. Harris*

*Prepared by*

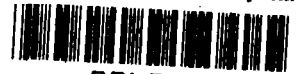
**COLUMBIA UNIVERSITY**

New York, N. Y.

*for George C. Marshall Space Flight Center*



**NATIONAL AERONAUTICS AND SPACE ADMINISTRATION - WASHINGTON, D. C. - JANUARY 1967**



# ABSORPTION OF SOUND IN AIR VERSUS HUMIDITY AND TEMPERATURE

By Cyril M. Harris

Distribution of this report is provided in the interest of information exchange. Responsibility for the contents resides in the author or organization that prepared it.

Prepared under Contract No. NAS 8-11002 by  
COLUMBIA UNIVERSITY  
New York, N.Y.

for George C. Marshall Space Flight Center

NATIONAL AERONAUTICS AND SPACE ADMINISTRATION

#### ACKNOWLEDGMENT

This research was supported by the George C. Marshall Space Flight Center, National Aeronautics and Space Administration. The author appreciates the assistance of Harry Gong in the measurements and Beth Alberty in the data reduction.

TABLE OF CONTENTS

	Page
SUMMARY . . . . .	1
SECTION I. INTRODUCTION . . . . .	2
SECTION II. DATA REDUCTION . . . . .	5
SECTION III. DISCUSSION AND COMPARISON WITH OTHER STUDIES . .	10
SECTION IV. RESULTS . . . . .	15
SECTION V. APPLICATION OF RESULTS TO ROOM ACOUSTICS AND PROPAGATION PROBLEMS . . . . .	16
REFERENCES . . . . .	20
ILLUSTRATIONS . . . . .	21
APPENDIX I. TABULAR DATA . . . . .	53



## LIST OF ILLUSTRATIONS

Figure	Title	Page
1.	Example of a plot of experimental data of the molecular attenuation coefficient per wavelength in air as a function of humidity. These data are for a temperature of 20°C and a frequency of 6400 Hz . . . . .	21
2.	Relaxation frequency as a function of the concentration of water vapor in air expressed in gm/m <sup>3</sup> . The relationship used in the results presented in this paper is shown as the solid curve. . . . .	22
3.	Plot of experimental data of the molecular attenuation coefficient in air versus humidity. These data are presented in the normalized form, $m/m_{\max}$ vs $h/h_{\max}$ for comparison with the theoretical relationship of Kneser shown by the dashed line. . . . .	23
4.	Simplified schematic diagram of the air-circulation system. Air is recirculated continuously through the spherical chamber. The saturator either takes away moisture from the air or adds moisture to it -- depending on the relative temperatures of the spherical chamber and the saturator. . . . .	24
5.	Values of the total attenuation coefficient $m$ versus percent R.H. for air at 20°C and normal atmospheric pressure for frequencies between 2.0 and 12.5 kHz at third-octave intervals . . . . .	25
6.	The attenuation of sound in air versus temperature for various values of relative humidity. The attenuation in dB/100 meters is shown as the ordinate at the left of the graph . . . . .	26
7.	The attenuation of sound in air versus temperature for various values of relative humidity. The attenuation in dB/1000 feet is shown as the ordinate at the left of the graph . . . . .	38
8.	Values of total attenuation coefficient $m$ versus humidity for a frequency of 4000 Hz at temperatures of -10°C, 0°C, 10°C, 20°C and 30°C . . . . .	50
9.	Values of total attenuation coefficient $m$ versus temperature for constant values of frequency. All data are for a relative humidity of 50% . . . . .	51

ABSORPTION OF SOUND IN AIR  
VERSUS HUMIDITY AND TEMPERATURE

Cyril M. Harris

Department of Electrical Engineering  
Columbia University, New York, N.Y. 10027

SUMMARY

Measurements have been made of the absorption of sound in air at third-octave frequency intervals from 2000 Hz to 12500 Hz, as a function of humidity, at six temperatures in the range from  $-0.5^{\circ}\text{C}$  to  $25.1^{\circ}\text{C}$  at normal atmospheric pressure. The results of the new study are presented and compared with those of past investigations. Then a "best fit" is obtained to existing data. The resulting information is presented in both tabular and graphical form, useful for the solutions to problems of the calculation of attenuation of sound propagated in the atmosphere, and the computation of the effects of air absorption in problems of room acoustics. These results have been extrapolated downward in frequency to 125 Hz and extrapolated to cover the temperature range from  $-10^{\circ}\text{C}$  to  $30^{\circ}\text{C}$ .

# ABSORPTION OF SOUND IN AIR VERSUS HUMIDITY AND TEMPERATURE

## SECTION I. INTRODUCTION

In a paper by the author in 1963<sup>1</sup>, measured values of the absorption of sound in air were given as a function of humidity in the frequency range between 2000 and 12500 Hz (cps), at normal atmospheric pressure and at a temperature of 20°C. The data presented here greatly extend the previous work over a wide temperature range and provide measured values having greater accuracy through improved methods of data reduction. A total of 2800 measurements were made at third-octave frequency intervals from 2000 Hz to 12500 Hz at each of six temperatures in the range from -0.5°C to 25.1°C at normal atmospheric pressure. The new data are compared with those of past investigations. Then a "best fit" is obtained to existing data. These results make it possible to evaluate the effects of air absorption over a range of environmental conditions encountered in practical problems in acoustical engineering, for example: (1) the calculation of the attenuation of sound in air due to air absorption; (2) the calculation of the contribution of air absorption to the total absorption in a large room; (3) the correction for air absorption in reverberation time measurements in large auditoriums; and (4) the correction for air absorption in the measurement of the sound absorption coefficients of materials tested in a reverberation chamber. These results have been extrapolated downward in frequency to 125 Hz and extrapolated to cover the temperature range from -10°C to 30°C.

The experimental setup and measurement techniques used here are the same as those employed in the earlier study and are described in detail in that paper.<sup>1</sup> Therefore they are outlined only briefly here. Suffice it to say that the attenuation coefficient of sound in air was evaluated from measurements of the



decay rate of diffuse sound in a spherical chamber 1.68 meters in diameter. During measurements, the temperature of the chamber was held constant to within 0.1°C. Precautions were taken to rid the chamber of contamination by evacuating it by means of vacuum pumps; then the spherical chamber was filled with dry air having a carbon dioxide content of 300 parts per million, which is a usual value. Random noise from a source in the chamber was picked up by a microphone, amplified, and fed through a third-octave filter to a high-speed level recorder. When the random noise source was turned off, a curve of the decay of sound in the chamber was obtained. The slope of the curve determined the decay rate in dB/sec at the frequency of the center of the band to which the third-octave analyzer is set. For a single test condition, three decay curves were superposed; then the average slope of three such sets of superposed curves was obtained to determine the decay rate for this condition. This decay rate, when corrected for losses at the boundaries of the chamber, is a measure of the total absorption of sound in the chamber.

In determining the magnitude of the absorption of sound in air from measurements of the rate of decay of sound in a chamber, it is necessary to evaluate the contribution to decay rate that may be attributed to losses in acoustic energy at the boundaries of the chamber. The technique used here is to evaluate these wall losses directly, by means of decay rate data obtained when the chamber is filled with pre-purified dry nitrogen (which exhibits no anomalous absorption in the frequency range of measurement). The difference between the measured value of the rate of decay of sound in the nitrogen-filled chamber and the value computed from absorption data on nitrogen (the nitrogen data of Parbrook and Tempest<sup>2</sup> are used in this calculation) represents the contribution to the decay rate due to wall losses. This can be shown as follows: the decay rate of sound in the chamber that one measures,  $R_{\text{measured}} (N_2)$ , when it is filled with nitrogen is given by:

$$R_{\text{measured}}(N_2) = R_{N_2} + R_{\text{wall}} \quad \text{dB/sec} \quad (1)$$

where  $R_{\text{wall}}$  is the decay rate due to absorption at the boundaries of the chamber, and where  $R_{N_2}$  is the decay rate due only to the nitrogen gas. Similarly, when the chamber is filled with air, the measured decay rate is

$$R_{\text{measured}}(\text{air}) = R_{\text{air}} + R_{\text{wall}} \quad \text{dB/sec} \quad (2)$$

where  $R_{\text{wall}}$  is the decay rate contributed by the wall losses, and  $R_{\text{air}}$  is the calculated decay rate due only to air absorption. The wall loss term in these equations is approximately the same because both gases are closely similar in molecular weight and characteristic acoustic impedance. By combining Eqs. (1) and (2), the rate of decay of sound in the chamber due only to the absorption of sound in air is given by:

$$R_{\text{air}} = R_{\text{measured}}(\text{air}) - [R_{\text{measured}}(N_2) - R_{N_2}] \quad \text{dB/sec} \quad (3)$$

where the quantity within the brackets represents the contribution to the rate of decay of sound in a chamber that is due to wall losses. Consideration has been given to possible variation in the boundary losses with changes in the humidity within the sphere. As pointed out by Evans and Bazley<sup>3</sup> in discussing this possibility, the work of Knudsen, Wilson and Anderson<sup>4</sup> indicates that such an effect is not significant; their data show that there is no appreciable change in wall absorption even when moisture condenses on the wall surface.

The value of  $R_{\text{air}}$  in dB/sec given by Eq. (3), which represents the contribution to the rate of decay of sound in a chamber or room caused by air absorption, may be converted to the attenuation coefficient  $m$  per meter as expressed in the equation  $I = I_0 e^{-mx}$  by the relation:

$$m = R_{\text{air}} / (4.343c) \quad \text{meters}^{-1}$$

where  $c$  is the velocity of sound in m/sec.

The methods of data reduction that were employed to determine the values of  $m$  for various conditions in this study are described in detail in the next Section. A comparison of the new data for air with earlier studies is given in Section III. Then a best fit is obtained. The new results are presented in Section IV. Then they are applied to problems in the propagation of sound in air and room acoustics in Section V.

## SECTION II. DATA REDUCTION

For a given condition of temperature and humidity, the decay rate of sound in air was measured for the various frequencies. The result of each decay-rate measurement was punched on an IBM card along with the following information: (1) temperature; (2) frequency; (3) value of classical absorption,  $m_c$ , for these conditions; (4) humidity; (5) wavelength,  $\lambda$ , of sound for these conditions, computed from sound velocity data given in tables compiled by the National Bureau of Standards;<sup>5</sup> and (6) the value of wall losses for these conditions.

From the above input data, a computer program provided for the printout of the following results: (1) total attenuation coefficient  $m = m_m + m_c$  (i.e., the sum of the attenuation coefficients due to molecular and classical attenuation) corrected for wall losses; (2) molecular attenuation coefficient,  $m_m$ ; and (3) molecular attenuation coefficient per wavelength,  $\mu = m_m \lambda$ . The results provided by this computer program were analyzed as indicated in this Section. Then a computational procedure was developed for evaluating the total attenuation coefficient for any temperature, frequency, or humidity within the range over which the experimental data may be extrapolated with confidence.

Values of  $h_{\max}$ . For a given temperature and frequency, the molecular absorption  $m_m$  varies with the moisture content of the air. For a given frequency, the value of humidity at which the molecular absorption is maximum is defined as  $h_{\max}$ .

The measured value of  $h_{\max}$  may be determined from plots of the molecular attenuation per wavelength versus the logarithm of the relative humidity, such as the one shown in Fig. 1. [Here, because an automatic plotting device was employed, it was convenient to plot  $\mu$  against  $333 \log (10 \text{ R.H.})$  rather than against  $\log (\text{R.H.})$  directly.] For example, the original data points for sound having a frequency of 6400 Hz in air having a temperature of 20°C are plotted in Fig. 1. Here the resulting value of  $h_{\max}$  is 11.7%. A total of 54 such plots were made, i.e., one for each of six different values of temperature (-0.5°C, 5.6°C, 10.2°C, 14.8°C, 20.0°C and 25.1°C) at nine different frequencies (2.0, 2.5, 3.2, 4.0, 5.0, 6.4, 8.0, 10.0 and 12.5 kHz). From these plots an experimentally determined value of  $h_{\max}$  for each frequency, and at each temperature, was obtained. These data are shown in Fig. 2, where the values of  $h_{\max}$  are expressed in  $\text{gm/m}^3$ , along with similar data from other studies. The solid curve represents a best fit to the data at 20°C from this and previous data obtained with the same experimental setup,<sup>1,6</sup> as well as data obtained by other experimenters as weighted by the author. This solid curve, in the frequency range between 125 and 12,500 Hz, may be expressed by the equation:

$$f_{\max} = 0.79h^2 + 1.47h - 0.15 \quad (4)$$

where  $f_{\max}$  is the frequency in kHz corresponding to absorption peak at  $h$  (expressed in  $\text{gm/cm}^3$ ). The values of  $h$  given by this solid curve were used in calculating the absorption curves presented in the the next Section. There is a marked disagreement between this curve and the theoretical relationship of Kneser<sup>7</sup>, which predicts that  $f_{\max}$  varies as  $h^2$ , as indicated by the dashed curve. In contrast, there is reasonably good agreement with the more recent theoretical relationship given by Henderson and Herzfeld<sup>8</sup> for a temperature of 20°C.

In considering the relationship between  $f_{\max}$  and  $h$ , the water vapor content,  $h$ , is usually expressed either in terms of mol fractions (or percent

molar concentration) of water or in terms of the weight of the water in  $\text{gm/m}^3$  (as in Fig. 2). The temperature dependency of the relationship between  $f_{\text{max}}$  and  $h$  depends on the units in which  $h$  is expressed. According to the experimental data of Knotzel<sup>9</sup> the relationship between  $f_{\text{max}}$  and  $h$  is relatively independent of temperature if the water vapor is expressed in  $\text{gm/m}^3$ . If we make this assumption and now obtain an equivalent relationship in which the water vapor is expressed in mol fractions, then  $f_{\text{max}}$  increases as the temperature decreases! Such an "inverse" relationship has been observed experimentally for other gases containing water vapor.<sup>10</sup> According to data of Ref. 9, the relationship, where  $h$  is expressed in  $\text{gm/m}^3$ , is not actually constant; instead, at high concentrations of water vapor, as the temperature decreases the value of  $f_{\text{max}}$  increases, thereby accentuating the "inversion" effect. The data obtained in this study at different temperatures shows an even more pronounced trend in this direction, which would accentuate the inversion effect. This point bears further investigation and may result in a modification of the above Eq. (4) at lower temperatures. But preliminary indications are that such a change with temperature of  $f_{\text{max}}$  versus  $h_{\text{max}}$  would have relatively small effect on the resulting values of the absorption of sound in air in the ranges of parameter values used most frequently in engineering problems.

Maximum Value of Molecular Absorption Versus Frequency. For a given temperature and frequency, the maximum value of molecular attenuation coefficient  $m_m$  is represented by  $m_{\text{max}}$ . According to theory, the maximum values of molecular absorption increase linearly with frequency.<sup>7,10</sup> Since  $m_{\text{max}} = \mu_{\text{max}} / \lambda$ , we may obtain values of both  $\mu_{\text{max}}$  and  $m_{\text{max}}$  from plots of  $\mu$  versus humidity, such as the one shown in Fig. 1. For example, in this illustration,  $\mu_{\text{max}} = 0.00214$ ; dividing by the wavelength for a frequency of 6400 Hz at 20°C we obtain the maximum value of molecular absorption at this frequency and temperature, i.e.,  $0.0399 \text{ meters}^{-1}$ . The values of  $\mu_{\text{max}}$  measured at the various frequencies were

averaged, obtaining the following values of  $\mu_{\max}$  at the temperatures indicated:  $-0.5^{\circ}\text{C}$ , 0.00152;  $5.6^{\circ}\text{C}$ , 0.00170;  $10.2^{\circ}\text{C}$ , 0.00187;  $14.8^{\circ}\text{C}$ , 0.00205;  $20.0^{\circ}\text{C}$ , 0.00214;  $25.1^{\circ}\text{C}$ , 0.00247. These values, which are higher than similar data obtained in past studies with this experimental setup, were averaged with the earlier data.<sup>1,6</sup> A smooth curve drawn through the resulting values of  $\mu_{\max}$  yields values that are close to those predicted by theory.

In the calculation presented in Section IV, the following values of  $\mu_{\max}$  were employed, at the temperatures indicated, in the computer program for determining the values of  $m_{\max}$ :  $-10^{\circ}\text{C}$ , 0.00114;  $-5^{\circ}\text{C}$ , 0.00128;  $0^{\circ}\text{C}$ , 0.00143;  $5^{\circ}\text{C}$ , 0.00159;  $10^{\circ}\text{C}$ , 0.00176;  $15^{\circ}\text{C}$ , 0.00194;  $20^{\circ}\text{C}$ , 0.00214;  $21^{\circ}\text{C}$ , 0.00218;  $22^{\circ}\text{C}$ , 0.00223;  $23^{\circ}\text{C}$ , 0.00227;  $24^{\circ}\text{C}$ , 0.00231;  $25^{\circ}\text{C}$ , 0.00235;  $30^{\circ}\text{C}$ , 0.00258. Thus, at a given temperature,  $T$ , the maximum value of the molecular absorption  $m_m$  for a frequency  $f$  was obtained by dividing the value of  $\mu_{\max}$  for the temperature by the wavelength corresponding to that frequency at temperature  $T$ . For example, for a temperature of  $30^{\circ}\text{C}$ , the maximum absorption at 10,000 Hz was determined by dividing the value of  $\mu_{\max}$  for  $30^{\circ}\text{C}$ , (0.00258), by  $\lambda$  for this frequency and temperature, obtaining a value of  $m_{\max}$  equal to  $0.0740 \text{ m}^{-1}$ . The corresponding value at 1000 Hz is equal to  $0.0074 \text{ m}^{-1}$ , etc.

Normalized Curves of Absorption Versus Humidity. The data points for each curve of molecular absorption versus humidity at constant frequency were normalized in the following way. At a given temperature the value of the coefficient  $m_m$  for each data point was divided by the maximum value of the molecular attenuation coefficient  $m_{\max}$  for that temperature; similarly, the corresponding value of relative humidity,  $h$ , for the data point was divided by  $h_{\max}$ . According to the theory of Kneser, absorption versus humidity data for various frequencies which are so normalized should all fall along a single curve which is shown by dashed lines in Fig. 3. This study shows that such a normalization procedure results in a single curve. For example, the data points for  $20^{\circ}\text{C}$  are shown in Fig. 3

and the best fit through these data, obtained at different frequencies, is represented by the solid curve. This solid curve indicates that theory does not fit the measured values of absorption below and above the maximum value of absorption -- a result that has been observed in the past when the data of earlier investigators were presented in normalized form.<sup>11</sup> This is because the above theory assumed that the angular relaxation frequency varies with  $h^2$ , as indicated by the dashed curve of Fig. 2, whereas the experimental data show that the relationship is more complex. The present study indicates that the value of  $m/m_{\max}$  is slightly below 0.2 at high values of humidity. Knudsen's data<sup>12</sup> show much greater discrepancies between measured and theoretical values of  $m/m_{\max}$  at high values of humidity. In contrast, the study of Delsasso and Leonard<sup>13</sup> shows much closer agreement with the present data shown in Fig. 2.

Although the above theory does not fit the experimental data, it is important to note that a single curve is obtained by rationalizing absorption data at all frequencies and temperatures as indicated above, and that this solid curve represents a best fit through the experimental data, and that the data collapse to a single curve within the limits of experimental measurement. Thus one may conclude that it is possible to measure the value of  $h_{\max}$  and  $m_{\max}$  for various frequencies and for various conditions of temperature. Then one can use the solid curve shown in Fig. 3 in combination with these measured values, to compute curves of molecular absorption versus humidity for various frequencies and temperatures. This procedure was followed, employing a high-speed digital computer which had been programmed to calculate the curves of molecular absorption versus humidity, using the data from experimental measurements as input information. In the computer, the classical absorption was added to the molecular absorption to yield the total value of the attenuation coefficient. The advantage of this evaluation procedure is that it provides a convenient means of determining sound absorption at frequencies and temperatures other than the exact values at

which the measurements were made, by interpolation or extrapolation. This procedure was followed to obtain the results presented in Section IV.

### SECTION III. DISCUSSION AND COMPARISON WITH OTHER STUDIES

In this Section a comparison is made between the present results and those obtained in other investigations. In most of these studies the reverberation chamber method has been employed, in which the rate of decay of sound in air has been measured for various humidity conditions at a constant value of frequency. Laboratory measurements of the absorption of sound in air are subject to several major sources of error (systematic or random) resulting from: (1) an inability to evaluate with precision losses in acoustic energy introduced by the walls of the test chamber; (2) the lack of adequate control of the test chamber environment, including temperature and gas composition; and (3) the lack of precision in humidity measurement, either as a result of instrumentation error or as a result of absorption of moisture by the walls of the test chamber. These sources of error are considered below in comparing the results of the various studies.

Evaluation of Wall Losses. In order to achieve higher accuracy in the measurement of the absorption of sound in air by the reverberation method (or the "intensity" method), it is necessary to evaluate wall losses with precision. The greater the wall losses, the more important is this source of error. Since the decay rate which is measured depends upon the sum of the absorptions by the walls and the air, the wall losses should be small compared with the air losses. Therefore, the losses of acoustic energy at the walls of the test chamber should be reduced to a bare minimum.

For the above reasons, a spherical chamber was employed in this study, since it presents the smallest wall surface area for a given volume and since its shape makes it possible to achieve a very high value of acoustical impedance at the boundaries. By using very heavy walls in the present experimental setup,



it was possible to achieve a reverberation time in dry air of 43 seconds at 1000 Hz. This is very many times longer than the comparable values in earlier studies and the associated boundary losses are significantly lower. In determining the attenuation coefficients for air the effects of wall losses were subtracted out as indicated by Eq. (3).

In the "two-chamber" method employed by Knudsen,<sup>12</sup> it was assumed that the absorption coefficients of both chambers were the same. Although his chamber walls were of steel and were reinforced with spot-welded angle irons, it is unlikely that the boundary conditions in the chambers were identical because the walls were only 4.8 mm thick. Intercomparisons between three or more similarly fabricated model chambers have shown that it is difficult to achieve identical boundary conditions in chambers of different sizes. In contrast, the steel walls of the sphere used in the present study were 16 mm thick, and the boundary losses were evaluated in the same chamber in which the measurements were carried out.

In the study by Evans and Bazley, a single chamber was employed, but because of physical limitations it was impractical to seal the chamber and fill it with a gas, such as nitrogen, for the purpose of calibrating wall losses. Hence, they used the following indirect evaluation procedure which afforded greater opportunity for error. They computed their wall losses and curves of absorption vs humidity from the following equation and only a single set of experimental measurements (i.e. measurements of the reverberation time of an empty reverberation chamber for various humidity conditions):

$$A = \underbrace{\frac{137.2f \times 10^{-4}}{2\pi f + \frac{k}{k}}}_{\text{molecular}} + \underbrace{4.6 \sqrt{f} \times 10^{-2}}_{\text{ideal surface}} + \underbrace{4.1f^2 \times 10^{-8}}_{\text{classical}} + \delta \quad (5)$$

where A is the total absorption of sound in the chamber in square meters, f is the frequency in Hertz, k is the angular relaxation frequency ( $2\pi f_{\text{max}}$ ),  $\delta$

represents the difference between the actual wall losses and the values predicted by theory, and the numerical constants are dependent on the physical characteristics of the room. The first term had a maximum value of  $68.6f \times 10^{-4}$ . The single set of data, obtained over a period of two years, was corrected to a temperature of  $20^{\circ}\text{C}$  and the above equation was used: (1) to evaluate their wall losses; (2) to determine the angular relaxation frequency,  $k$ ; (3) to determine the magnitude of the molecular absorption; (4) to compute the total absorption, i.e., molecular plus classical absorption; and (5) to check their results. Since physical limitations of the measurement setup made it impossible to provide any independent means of measuring the above parameters, including the effects of wall losses, the check was one of self-consistency. Since present theory is not adequate for predicting the value of molecular absorption accurately for various temperatures and humidities, the first term in Eq. (5), which includes the term " $k$ " ( $k = 2\pi f_{\text{max}}$ ), is open to question. Further, it has not been established that the room absorption, in a non-ideal situation such as their reverberation chamber, can be represented by the second term plus a constant in the form shown in Eq. (5).

Control of Environment of Test Chamber. In the present study, the test chamber was completely surrounded by one to two feet of fiberglass to provide thermal insulation. A refrigeration system maintained the temperature of the chamber to within  $0.1^{\circ}\text{C}$ . In contrast to this and the controls employed in other studies, no temperature control was employed in the chamber used by Evans and Bazley. As a result, the standard deviation of the room temperature at which measurements were made was  $2.1^{\circ}\text{C}$ . It was necessary for them to rely on theory to correct their results to  $20^{\circ}\text{C}$  and an adequate theoretical treatment of how absorption varies with temperature has yet to be established.

The measurements described in this paper were made using a closed air circulation system, shown in Fig. 4 and described in Ref. 1. To lower the

humidity, moisture was taken from the test chamber and deposited in the "saturator"; to raise the humidity, the process was reversed. Thus all measurements were made on the same air, of known chemical content. This system avoids the possibility of contamination of the air under test, either by smog or by chemical drying agents such as those employed by Evans and Bazley to reduce the value of humidity in their test chamber. Furthermore, it avoids the addition of acoustic absorption into the measurement system which such a drying technique introduces.

Humidity Measurements;  $f_{\max}$  versus  $h_{\max}$ . Using the present experimental setup the author tried several different methods of humidity measurement that had been employed by earlier investigators. One method was to weight the amount of water that was evaporated in the test chamber prior to the establishment of a given humidity condition. It was demonstrated that this technique can lead to serious error since a significant fraction of the water that enters the chamber may be absorbed by the walls of the chamber. Similarly, if the humidity of the air that enters or leaves the test chamber is measured (which is another technique which has been employed by some investigators in the past) the measurement value does not represent the humidity within the chamber because of absorption or emission of moisture by the walls of the test chamber -- unless a steady-state humidity condition is achieved. To avoid these errors the humidity control and measurement system shown in Fig. 4 was constructed. Air was recirculated until a steady-state condition of humidity was achieved; often, this required as much as 1/2 hour of recirculation. Then the humidity was determined by electric hygrometer sensing elements as described in Ref. 1.

A determination of the relationship between relaxation frequency and humidity requires highly accurate measurement of humidity, particularly at low concentrations of water vapor where the accuracy of measurement is relatively poor. Although a humidity measurement error may have a small effect on the peak

value of the absorption curve, a small error in measuring humidity can have a significant effect in shifting the position of the peak along the humidity scale and hence in determining the value of  $h_{\max}$ . For this reason there has been considerable discrepancy between such data measured by various investigators. Comparisons are shown in Fig. 2 of the results of several air absorption studies in terms of the relaxation frequency,  $f_{\max}$ , versus concentration of water vapor ( $h$ , expressed in  $\text{gm/cm}^3$ ) at which the maximum absorption is achieved for the frequency.

Knudsen's data, represented by the three experimental points at  $20^\circ\text{C}$  do not provide sufficient data for an explicit relationship between the relaxation frequency and concentration of water vapor. Evans and Bazley reported that the relaxation frequency varies as  $h^{1.3}$ . This is shown as a dashed curve in Fig. 2. The  $20^\circ\text{C}$  data of the present study is within the measurement accuracy of the earlier data of Refs. 1 and 6. Likewise, the data of Knotzel also could be represented by the solid curve of Eq. (4).

Comparison of Data for Oxygen Containing Water Vapor. One means of providing an independent check on the overall measurement system for the absorption of sound in air is to use the system to measure the absorption of sound in oxygen and then to compare these data with results obtained by a different measurement technique, which is not subject to the same types of errors. Such an independent check has been made at  $20^\circ\text{C}$ . The experimental setup used for sound absorption data presented here was used to measure the absorption of sound in oxygen as a function of water vapor content.<sup>14</sup> The results so obtained agree very closely with recent data for oxygen obtained by Henderson<sup>15,16</sup> who employed a resonant pressure chamber measurement system,<sup>17</sup> using a measurement technique that avoids

the use of a hygrometer, which may introduce one of the principle sources of error. Also, these results are in close agreement with the oxygen data of Knotzel and Knotzel<sup>18</sup> as indicated by the comparison shown in Fig. 2 of Ref. 14 (also see Fig. 3 of Ref. 16). In contrast, the results of Knudsen and Obert<sup>19</sup> for oxygen are in substantial disagreement with these more recent data. A comparison of this type could not be made by Evans and Bazley<sup>3</sup> since their experimental setup did not permit them to make sound absorption measurements in gases other than air.

#### SECTION IV. RESULTS

Employing the above data reduction procedures, the attenuation coefficients of sound in air at normal pressure have been evaluated for the following conditions: (1) at the temperatures of  $-10^{\circ}$ ,  $-5^{\circ}$ ,  $0^{\circ}$ ,  $5^{\circ}$ ,  $10^{\circ}$ ,  $15^{\circ}$ ,  $20^{\circ}$ ,  $21^{\circ}$ ,  $22^{\circ}$ ,  $23^{\circ}$ ,  $24^{\circ}$ ,  $25^{\circ}$  and  $30^{\circ}$  Centigrade; (2) at relative humidities of 5% to 100% in increments of 5% R.H. [except in the range from 45 to 55% R.H. where the increments are 1%]; and (3) for frequencies of 125, 250, 500, 1000, 2000, 2500, 3200, 4000, 5000, 5940, 6300, 8000, 10000 and 12500 Hz. Values in the frequency range from 125 to 1000 Hz were determined by extrapolation from the data at higher frequencies by the procedure indicated in Section II. Data for the full temperature and humidity ranges listed above is tabulated in both the metric and English systems of units in Appendix I. Figure 5 shows the results of this study of total attenuation coefficient versus humidity for sound in air at one of the above temperatures --  $20^{\circ}\text{C}$ . This information is presented in another form for other values of temperature and humidity in Figs. 6 and 7.

The effect of temperature on curves of sound absorption versus humidity at constant frequency is illustrated in Fig. 8, which presents absorption data for a frequency of 4000 Hz. Here the total attenuation coefficient  $m$  is plotted as a function of humidity for different values of temperature. Note (1) that

the maximum value of absorption increases with increasing temperature, and (2) that the peak in the curves shifts to a lower value of relative humidity as the temperature increases. Figure 9 shows curves of absorption versus temperature for constant values of frequency -- all for a relative humidity of 50%.

#### SECTION V. APPLICATION OF RESULTS TO ROOM ACOUSTICS AND PROPAGATION PROBLEMS

Propagation of Sound in Air. For problems concerned with the propagation of sound in air it is convenient to express attenuation of sound in terms of decibels per unit distance. Values of attenuation in dB/m are obtained by multiplying the total attenuation coefficient by 4.343. This information has been tabulated in full in Appendix I both in the metric and English systems of units. Some of the data are plotted in Fig. 6, which gives the attenuation in dB/100 meters as a function of temperature for various values of relative humidity. This represents the attenuation of a plane wave in a homogeneous medium due only to air absorption. This is the attenuation in excess of the loss due to spherical divergence, which is 6 dB for each doubling of the distance from the source, so that it is sometimes referred to as "excess attenuation." It does not include losses due to other factors such as scattering.

Calculation of Reverberation Time. In calculating the reverberation time of a room, the total absorption in the room is required. This total is the sum of the absorptions due to the losses at the boundaries, to the furnishings in the room and to air absorption. The absorption due to losses in air usually is important only in large rooms and/or at high frequencies, and is given by  $4mV$ . This term represents the area of a perfectly absorptive surface that is equivalent to the absorption of sound in air in a room of volume  $V$ . The product  $4m$  is given in the tabular data of Appendix I. These values need only be

multiplied by the volume of the room to determine the values of air absorption.

Example: Suppose a room has a volume of  $1,000,000 \text{ ft}^3$  ( $28,320 \text{ m}^3$ ) and is at a temperature of  $20^\circ\text{C}$  and a relative humidity of 47%. Find the absorption in the room due to air at a frequency of 4000 Hz. From Appendix I the product  $4m$  for these conditions equals  $0.0077 \text{ ft}^{-1}$ . Multiplying by the volume  $1,000,000 \text{ ft}^3$ , we obtain a total absorption of 7700 Sabins. An equivalent result is obtained in the metric system if we use a value of  $4m$  equal to  $0.0253 \text{ m}^{-1}$  and multiply by a volume of  $28,320 \text{ m}^3$  to obtain the total absorption in metric Sabins.

Corrections to Reverberation Time Measurements. As indicated by the data of Appendix I, the contribution to the rate of decay of sound in a large room due to air absorption is significant at higher frequencies and it varies with humidity and temperature. One source of discrepancy in the measured values of reverberation time of the same auditorium by different investigators may be attributed to differences, during the measurements, of temperature and humidity conditions. The following procedure is suggested to correct this possible source of discrepancy, and to provide an improved basis for the comparison of reverberation time data for various large halls at higher frequencies: In presenting reverberation time data for large auditoriums, irrespective of the humidity and temperature at which measurements are made, correct the reverberation time so that it represents the reverberation time that would have been obtained if the measurements had been made at a relative humidity of 50% and a temperature of  $20^\circ\text{C}$  -- "standard conditions." This correction may be made as follows. Subtract the decay rate due to air absorption for the actual measurement conditions from the rate of decay at  $20^\circ\text{C}$  and 50% R.H. This difference is to be added to the measured value of the rate of decay of sound in the room. From this corrected decay rate, compute the corrected reverberation time.

Example: Suppose that reverberation time measurements are made in an auditorium at a temperature of 25°C and a relative humidity of 80%. At 4000 Hz the measured value of the reverberation time is 2.10 seconds. What would the reverberation time be under "standard conditions" (20°C, 50% R.H.)?

Step (1): Calculate the measured decay rate

$$R_{\text{measured}} = \frac{60 \text{ dB}}{2.10 \text{ sec}} = 28.57 \text{ dB/sec}$$

Step (2): Subtract the decay rate due to air absorption at a relative humidity of 50% and a temperature of 20°C from the decay rate due to air absorption under measurement conditions. For a frequency of 4000 Hz, the rate of decay due to air absorption at 25°C and 80% relative humidity is 7.57 dB/sec; at "standard conditions" of 20°C, 50% R.H. the corresponding value is 9.11 dB/sec. Subtracting, the difference,  $R_D$ , is -1.54 dB/sec.

Step (3): Add the value of  $R_D$  obtained in Step (2) to the measured rate of decay. This represents the decay rate corrected to normal conditions.

$$R_{\text{corrected}} = R_{\text{measured}} + R_D = 28.57 \text{ dB/sec} - 1.54 \text{ dB/sec} = 27.03 \text{ dB/sec}$$

Therefore, the reverberation time under standard conditions is:

$$t_{60} = \frac{60 \text{ dB}}{27.03 \text{ dB/sec}} = 2.22 \text{ sec}$$

Corrections to Measurements of Sound Absorption Coefficients. According to Eq. (2) the rate of decay of sound in a test chamber (or a room) may be represented as the sum of two terms: (1) the rate of decay of sound due to air absorption, and (2) the rate of decay of sound resulting from absorption at the boundaries. Thus if measurements of the absorption coefficients of an acoustical material are made in a reverberation chamber, at higher frequencies -- where air absorption is significant -- an error in evaluating the absorption



coefficients will result unless the contribution to the total decay caused by air absorption is subtracted out. If this correction is made, then one should obtain the same value of absorption coefficient for the material under test even if measured under different conditions of humidity and temperature. Such a correction can be made conveniently by the use of Appendix I. For example, suppose measurements at 4000 Hz are made in a reverberation chamber at a temperature of 25°C and a relative humidity of 80%. According to Appendix I the rate of decay due to sound absorption in air,  $R_{air}$ , is 7.57 dB/sec. According to Eq. (2), the measured decay rate is equal to the sum of the decay rate due to absorption at the boundaries of the room and due to air absorption. Thus, if the measured value of the rate of decay is 22.10 dB/sec the actual decay rate corrected for air absorption is  $(22.10 - 7.57)$  dB/sec  $\approx$  13.5 dB/sec. Thus it is possible to correct for air absorption in measuring the absorption coefficient of a material in a reverberation chamber. Such a procedure has been proposed in Committee C-20 of the ASTM.<sup>20</sup>

## REFERENCES

1. C. M. Harris, J. Acoust. Soc. Am., 35, 11-17 (1963).
2. H.D. Parbrook and W. Tempest, Acustica, 8, 345-350 (1958).
3. E. J. Evans and E. N. Bazley, Acustica, 6, 238-245 (1956).
4. V. O. Knudsen, V. Wilson and N. S. Anderson, J. Acoust. Soc. Am., 20, 849-857 (1948).
5. J. Hillenrath et. al., Table of Thermal Properties of Gases, National Bureau of Standards Circular 564, November 1, 1955.
6. C. M. Harris and W. Tempest, J. Acoust. Soc. Am., 36, 2390-2394 (1964).
7. H. O. Kneser, J. Acoust. Soc. Am., 5, 122-126 (1933). Also Akust. Z., 5, 256-257 (1940); Ergeb. exakt. Naturw., 22, 121-185 (1949).
8. M. C. Henderson and K. F. Herzfeld, J. Acoust. Soc. Am., 37, 986-988 (1965).
9. H. Knotzel, Akust. Z., 5, 245-256 (1940).
10. K. F. Herzfeld and T. A. Litovitz, Absorption and Dispersion of Ultrasonic Waves, New York: Academic Press (1959).
11. W. L. Nyborg and D. Mintzer, Sect. 1.2.4., WADC Tech. Rept. 54-602, Wright Air Development Center, Wright Patterson A.F.B., Ohio, May 1955.
12. V. O. Knudsen, J. Acoust. Soc. Am., 5, 112-121 (1933).
13. L. P. Delsasso and R. W. Leonard, "The Attenuation of Sound in the Atmosphere," Report under U.S.A.F. Contract W-28-099-AC-228, February 25, 1953.
14. C. M. Harris and W. Tempest, J. Acoust. Soc. Am., 36, 2416-2417 (1964).
15. M. C. Henderson, J. Acoust. Soc. Am., 34, 349-350 (1962).
16. M. C. Henderson, A. V. Clark and P. R. Lintz, J. Acoust. Soc. Am., 37, 456-463 (1965).
17. M. C. Henderson and J. G. Donnelly, J. Acoust. Soc. Am., 34, 779-784 (1962).
18. H. Knotzel and L. Knotzel, Ann. Phys., 2, 393-403 (1948).
19. V. O. Knudsen and L. Obert, J. Acoust. Soc. Am., 7, 249-253 (1936).
20. Ralph Huntley, personal communication.

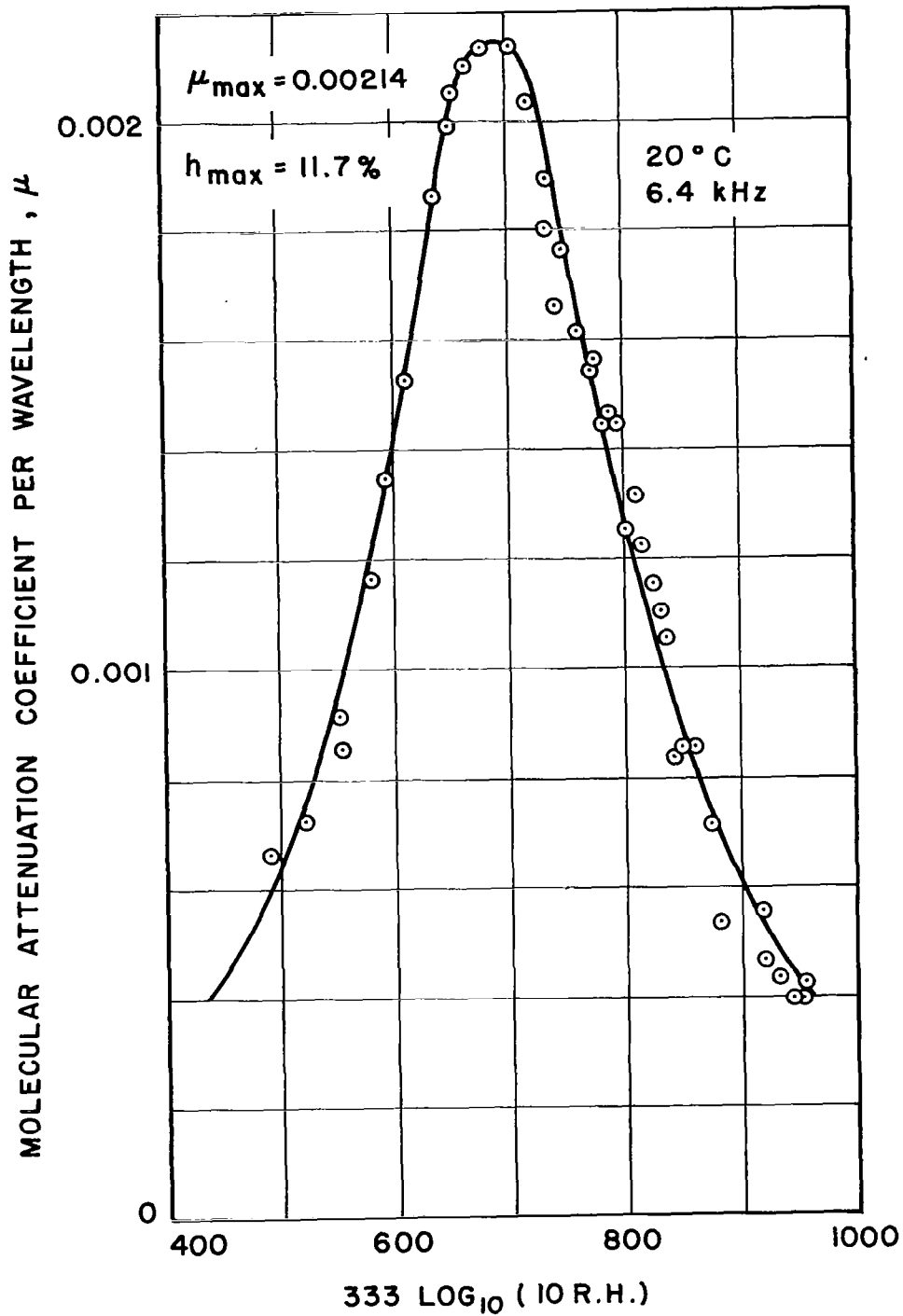


FIGURE 1. EXAMPLE OF A PLOT OF EXPERIMENTAL DATA OF THE MOLECULAR ATTENUATION COEFFICIENT PER WAVELENGTH IN AIR AS A FUNCTION OF HUMIDITY. THESE DATA ARE FOR A TEMPERATURE OF  $20^\circ \text{C}$  AND A FREQUENCY OF 6400 Hz

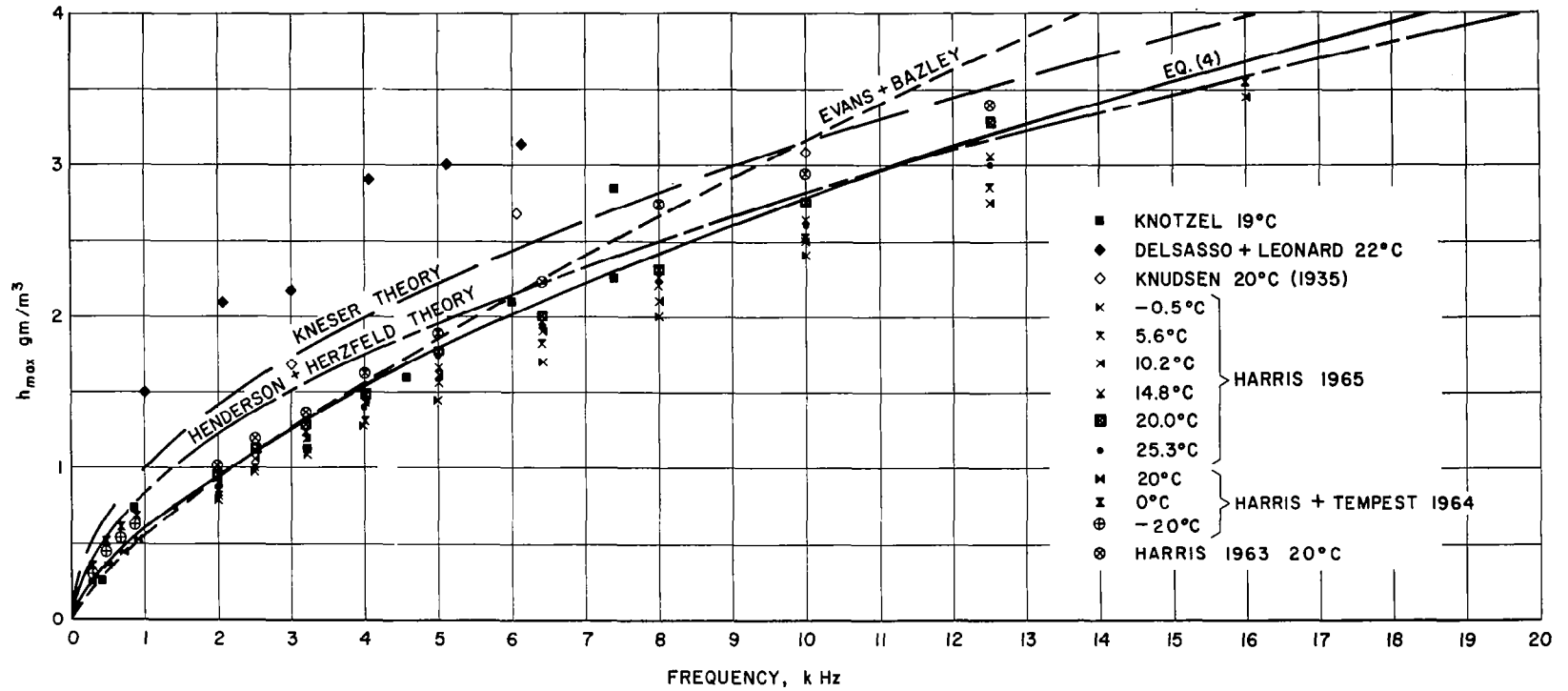


FIGURE 2. RELAXATION FREQUENCY AS A FUNCTION OF THE CONCENTRATION OF WATER VAPOR IN AIR EXPRESSED IN  $\text{GM}/\text{M}^3$ . THE RELATIONSHIP USED IN THE RESULTS PRESENTED IN THIS PAPER IS SHOWN AS THE SOLID CURVE

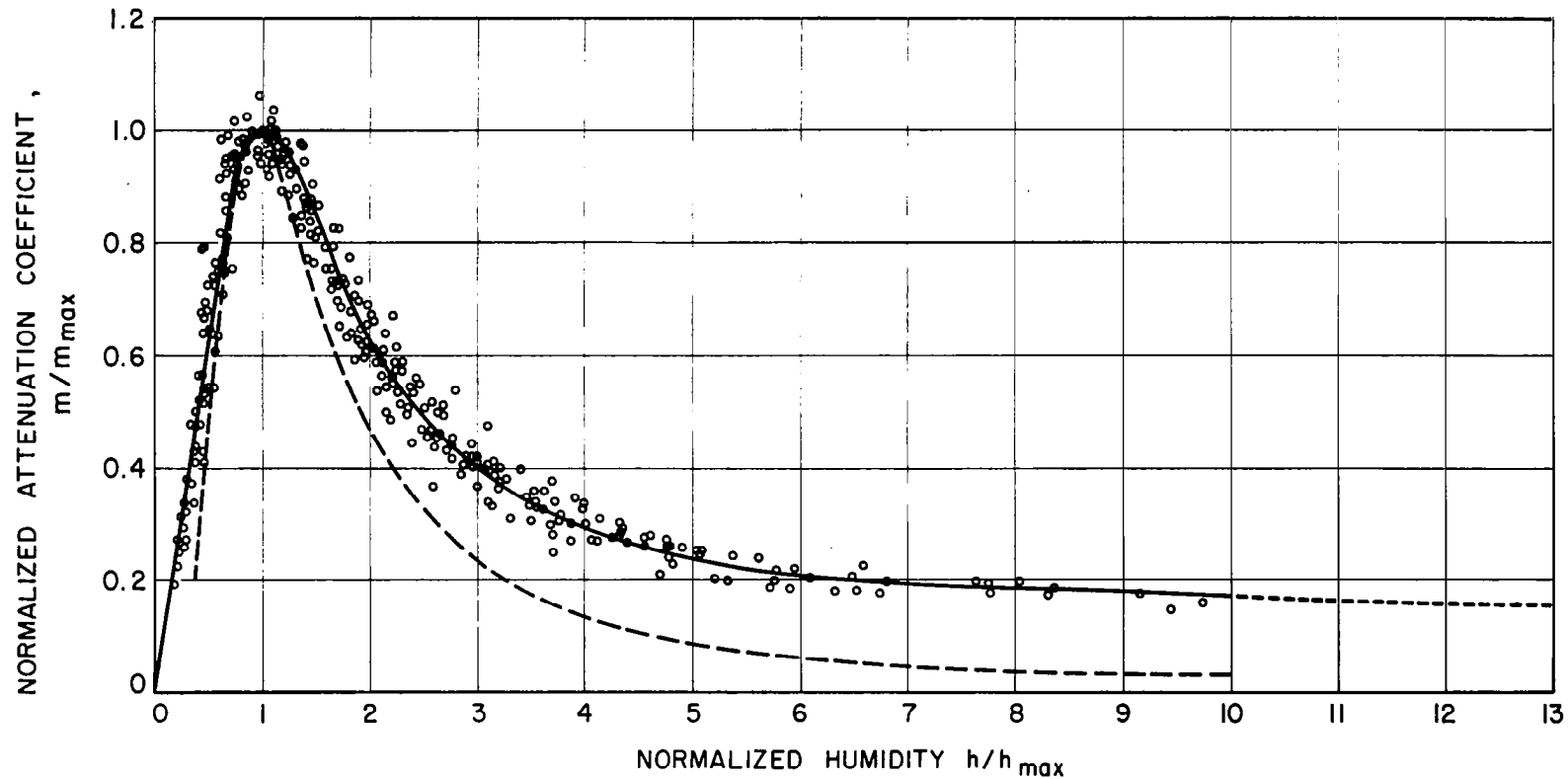


FIGURE 3. PLOT OF EXPERIMENTAL DATA OF THE MOLECULAR ATTENUATION COEFFICIENT IN AIR VERSUS HUMIDITY. THESE DATA ARE PRESENTED IN THE NORMALIZED FORM,  $M/M_{MAX}$  VS  $H/H_{MAX}$  FOR COMPARISON WITH THE THEORETICAL RELATIONSHIP OF KNESER SHOWN BY THE DASHED LINE

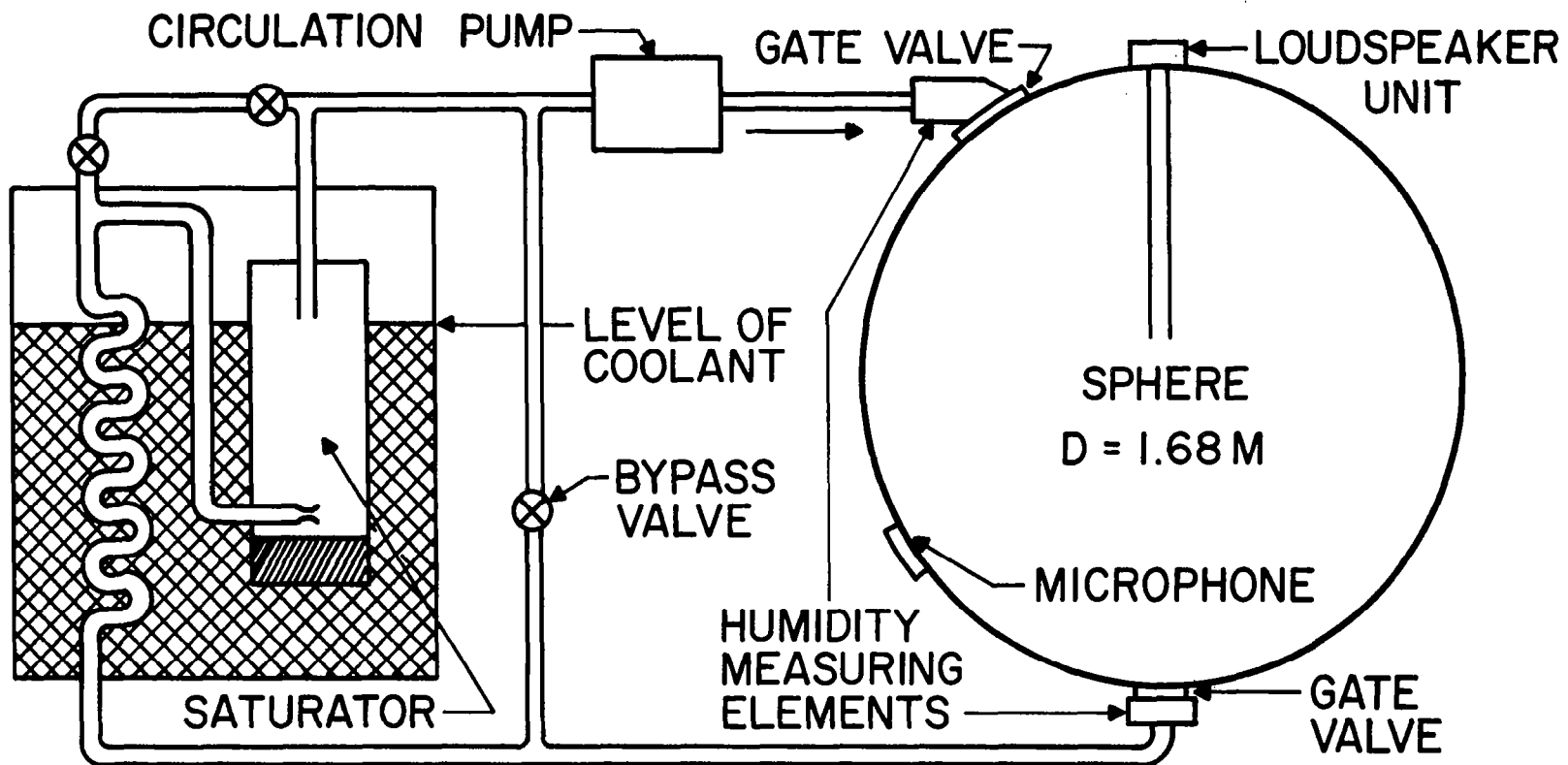


FIGURE 4. SIMPLIFIED SCHEMATIC DIAGRAM OF THE AIR-CIRCULATION SYSTEM. AIR IS RECIRCULATED CONTINUOUSLY THROUGH THE SPHERICAL CHAMBER. THE SATURATOR EITHER TAKES AWAY MOISTURE FROM THE AIR OR ADDS MOISTURE TO IT -- DEPENDING ON THE RELATIVE TEMPERATURES OF THE SPHERICAL CHAMBER AND THE SATURATOR

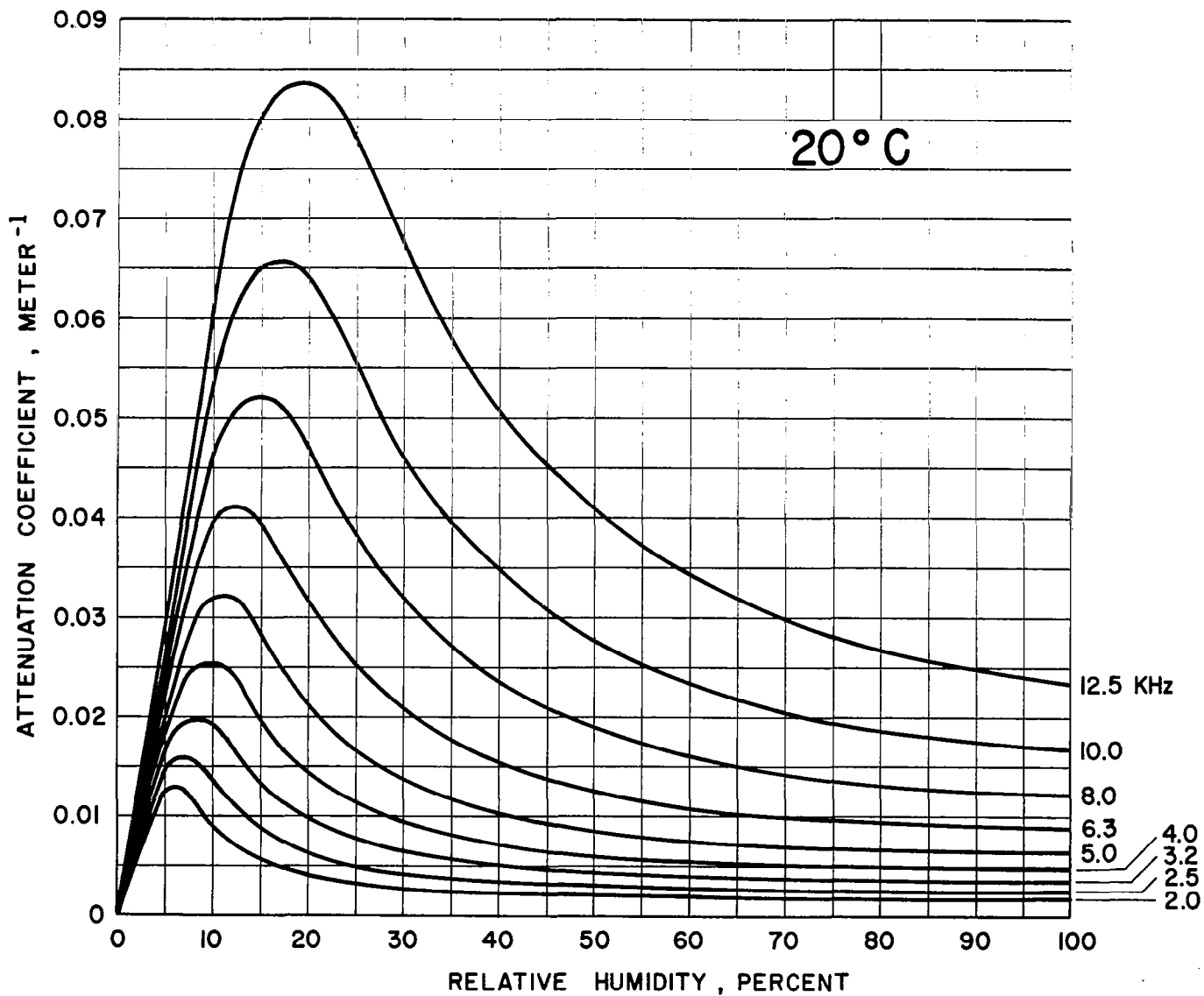


FIGURE 5. VALUES OF THE TOTAL ATTENUATION COEFFICIENT  $M$  VERSUS PERCENT R. H. FOR AIR AT 20° C AND NORMAL ATMOSPHERIC PRESSURE FOR FREQUENCIES BETWEEN 2.0 AND 12.5 KHZ AT THIRD-OCTAVE INTERVALS

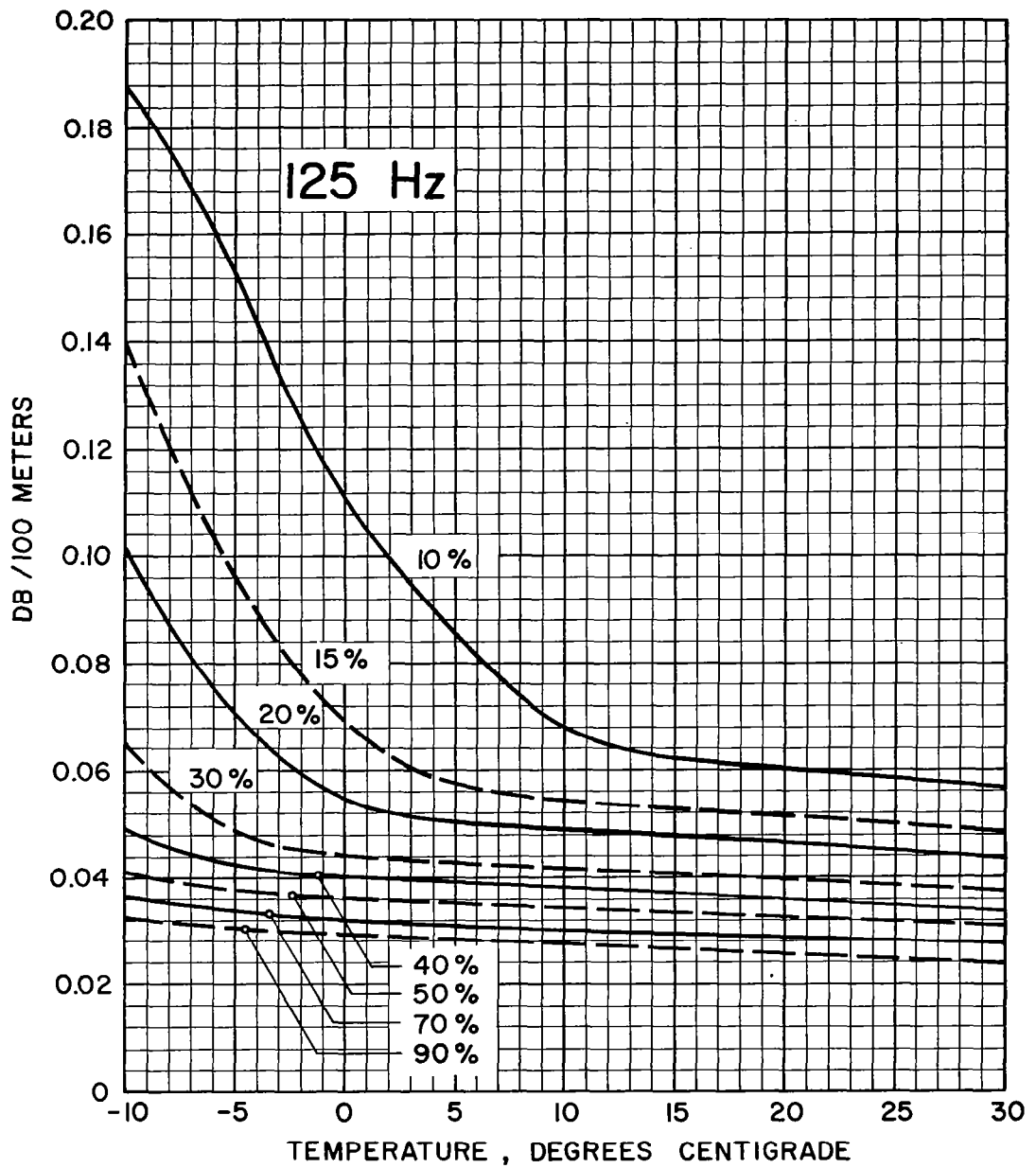


FIGURE 6a. THE ATTENUATION OF SOUND IN AIR VERSUS TEMPERATURE FOR VARIOUS VALUES OF RELATIVE HUMIDITY. THE ATTENUATION OF DB/100 METERS IS SHOWN AS THE ORDINATE AT THE LEFT OF THE GRAPH



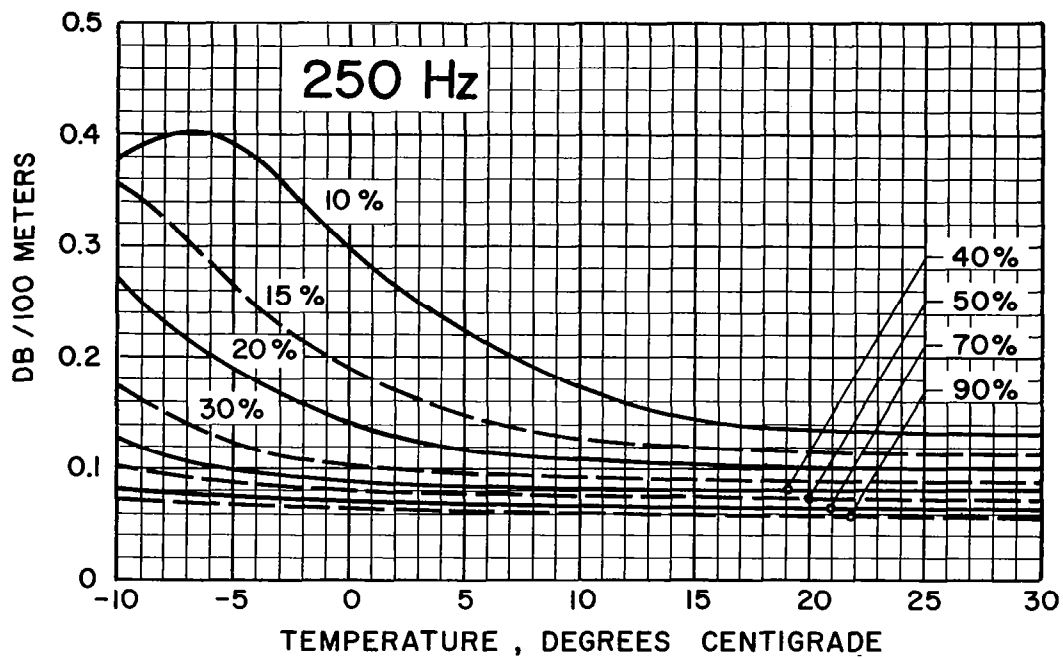


FIGURE 6b. (CONTINUED)

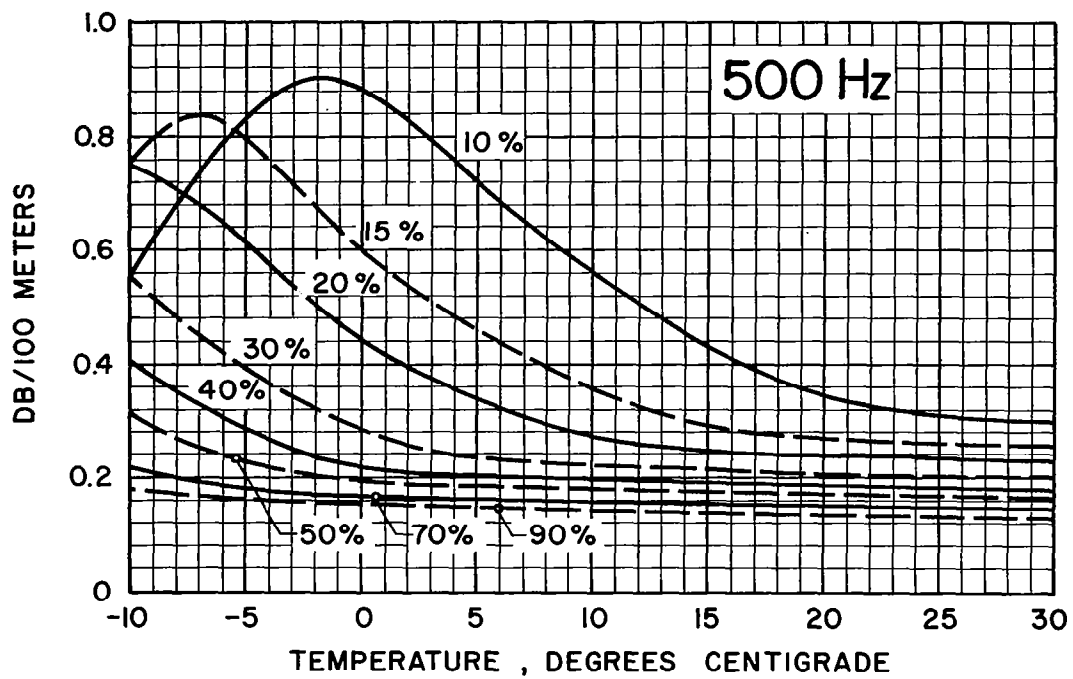


FIGURE 6c. (CONTINUED)

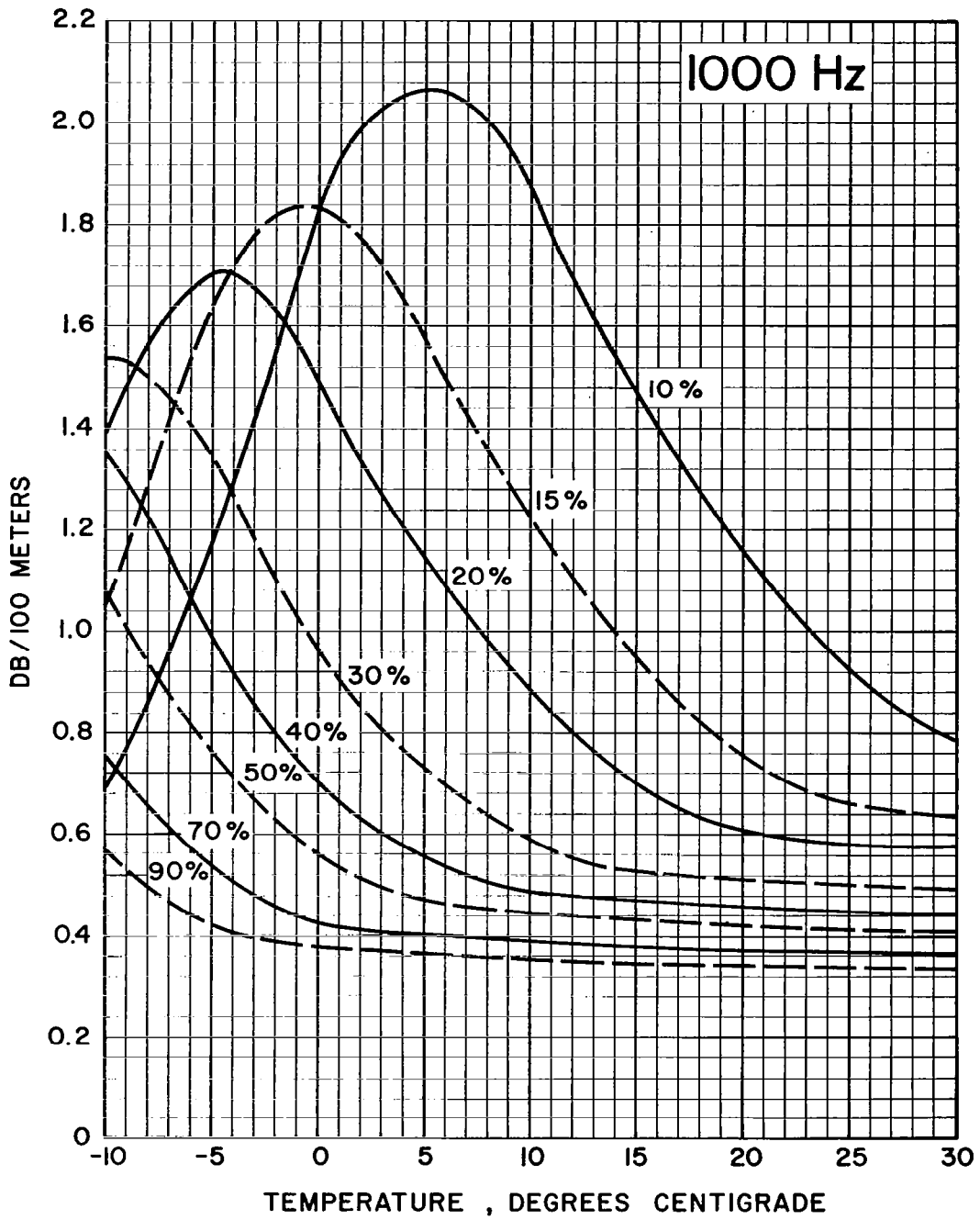


FIGURE 6d. (CONTINUED)

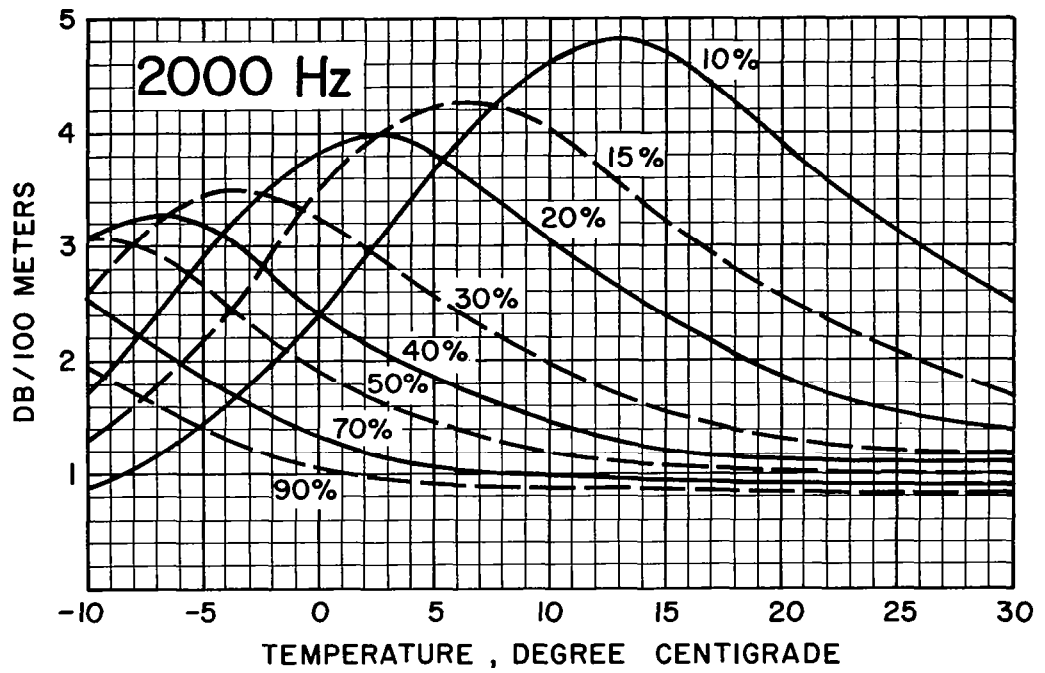


FIGURE 6e. (CONTINUED)

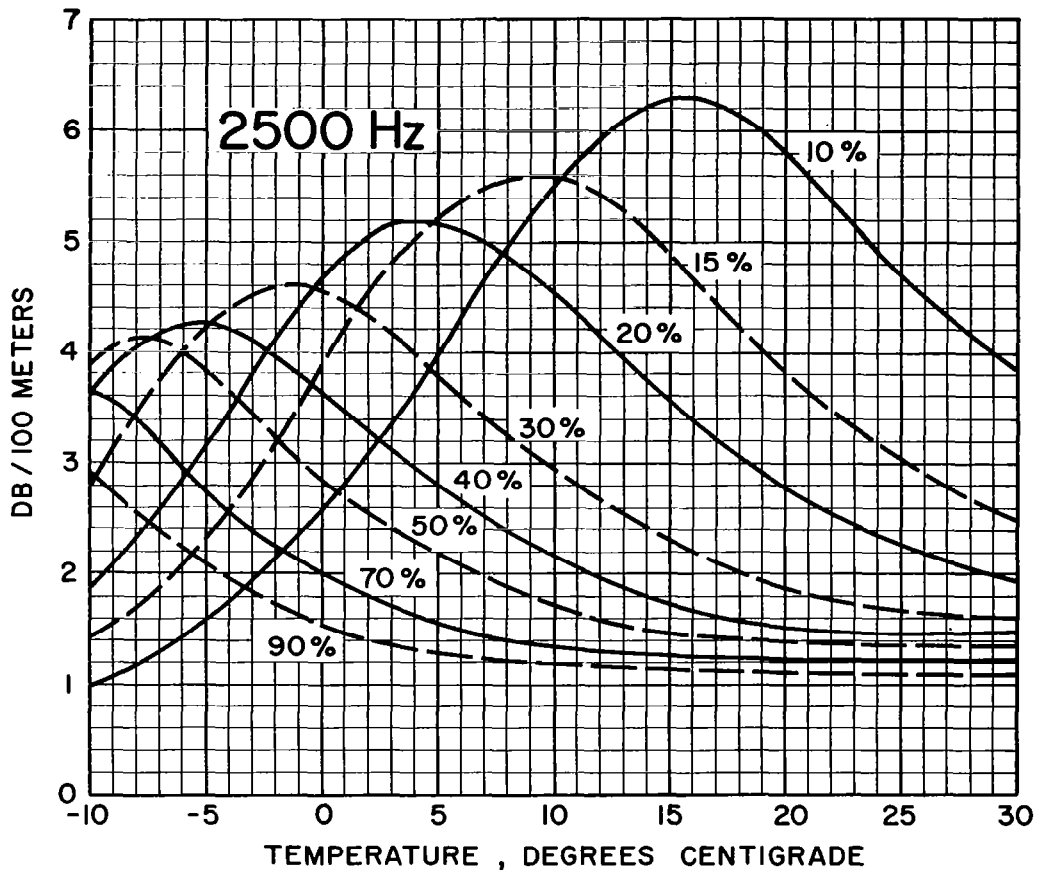


FIGURE 6f. (CONTINUED)

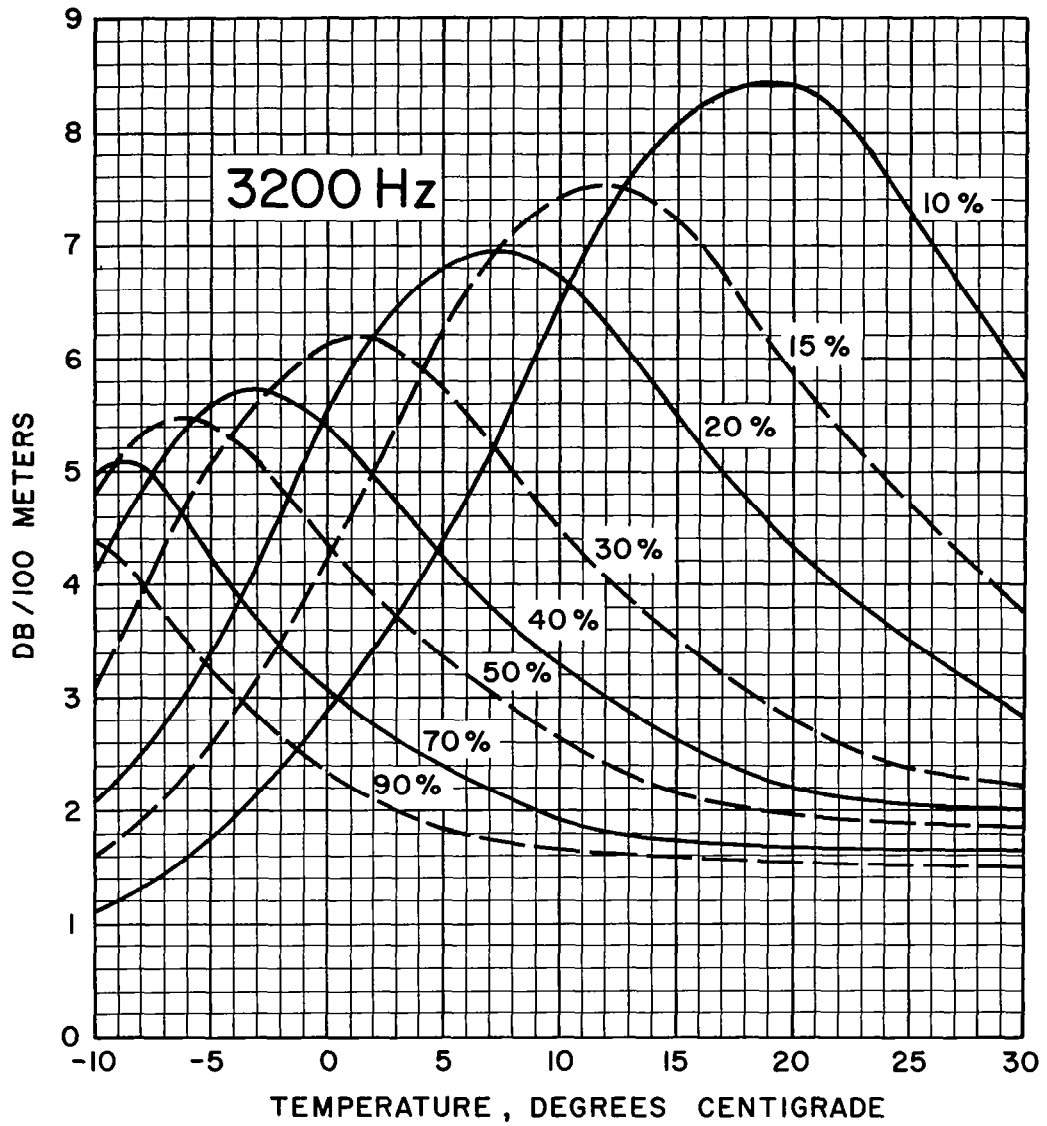


FIGURE 6g. (CONTINUED)

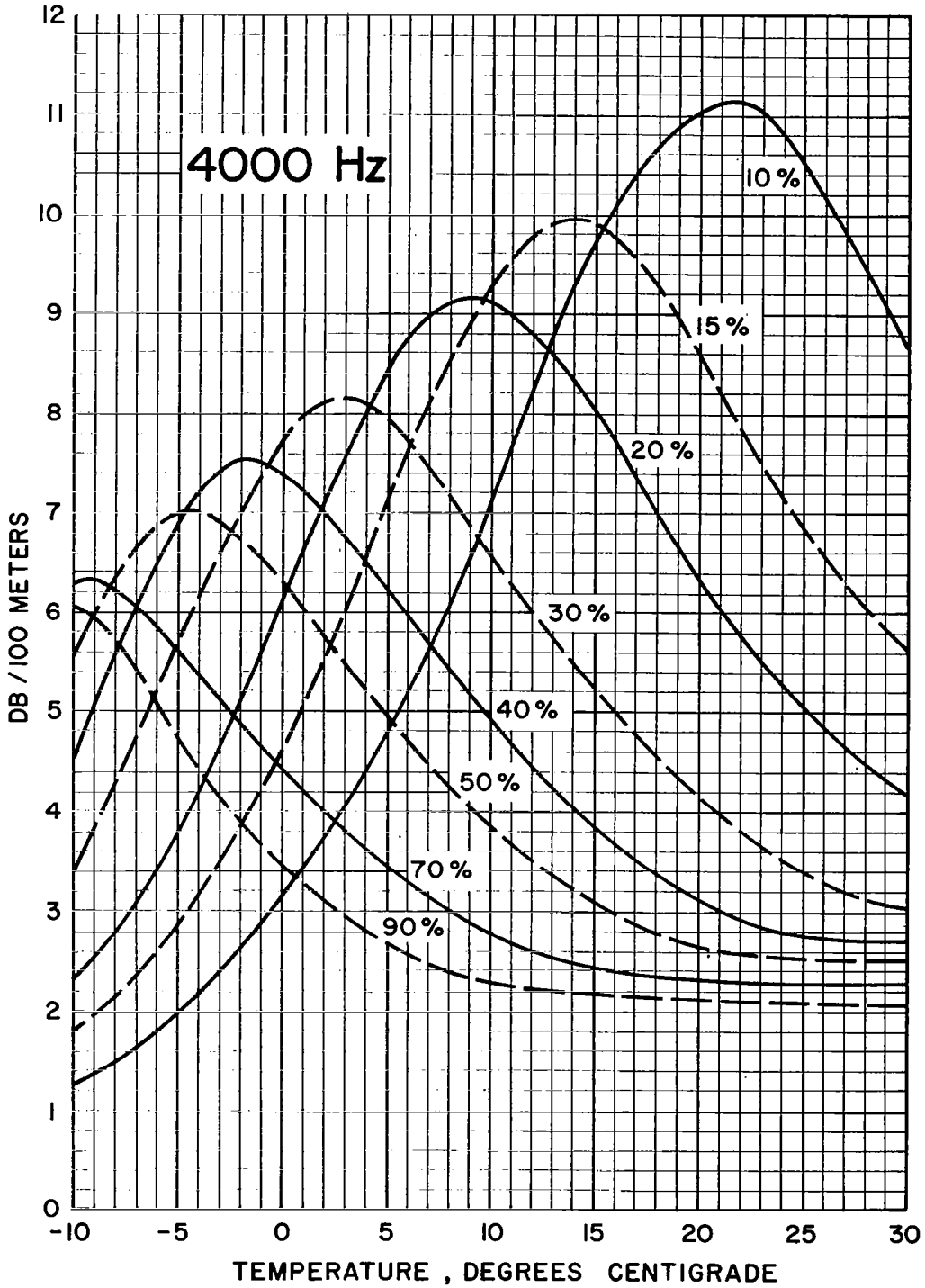


FIGURE 6h. (CONTINUED)

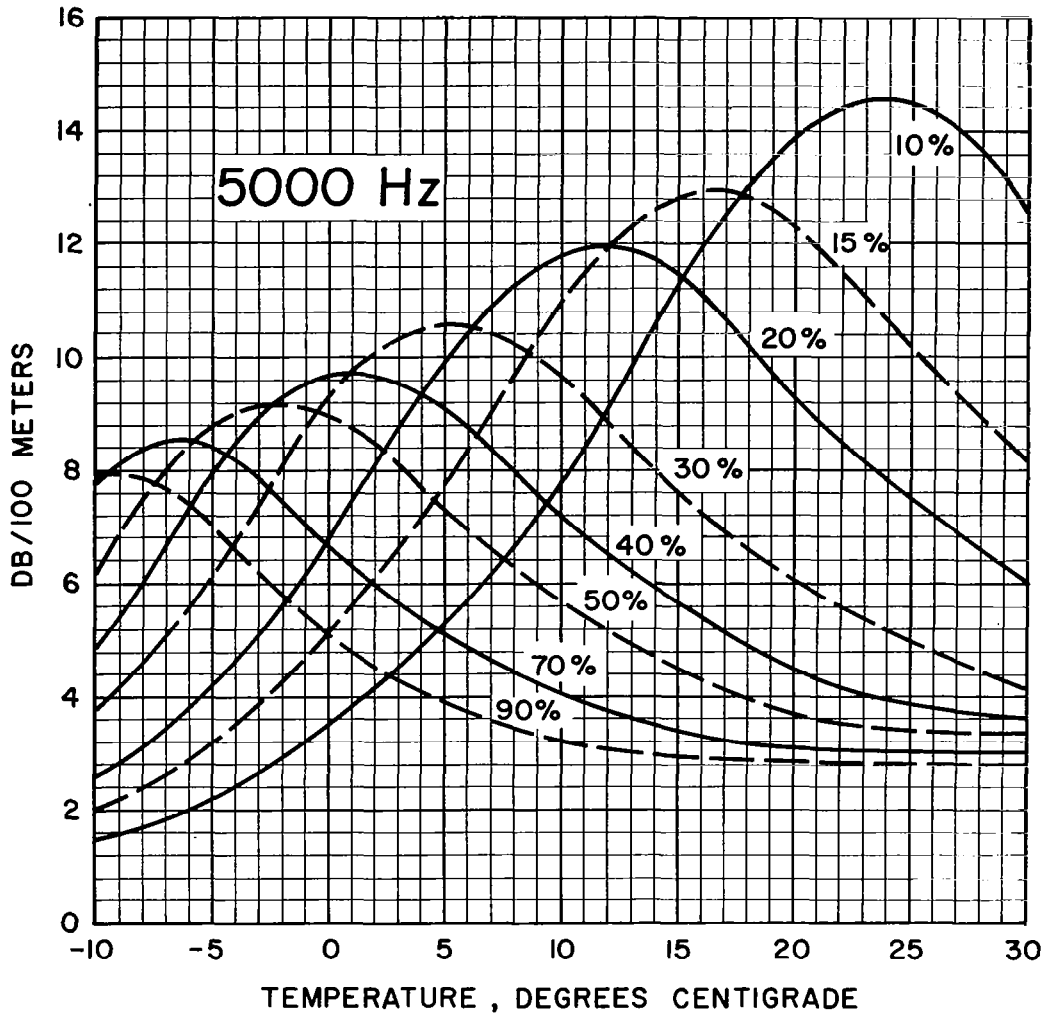


FIGURE 6i. (CONTINUED)



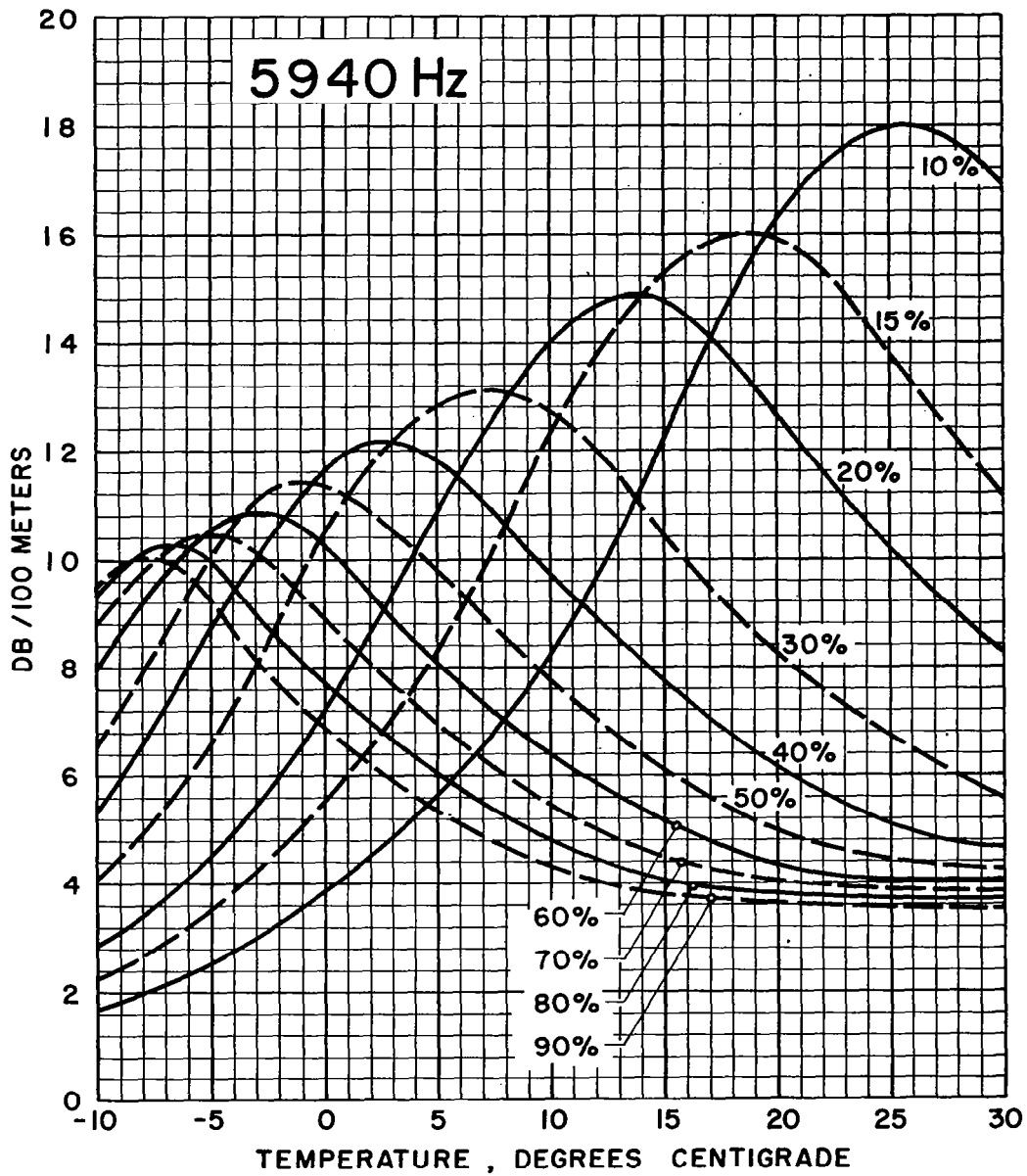


FIGURE 6j. (CONTINUED)

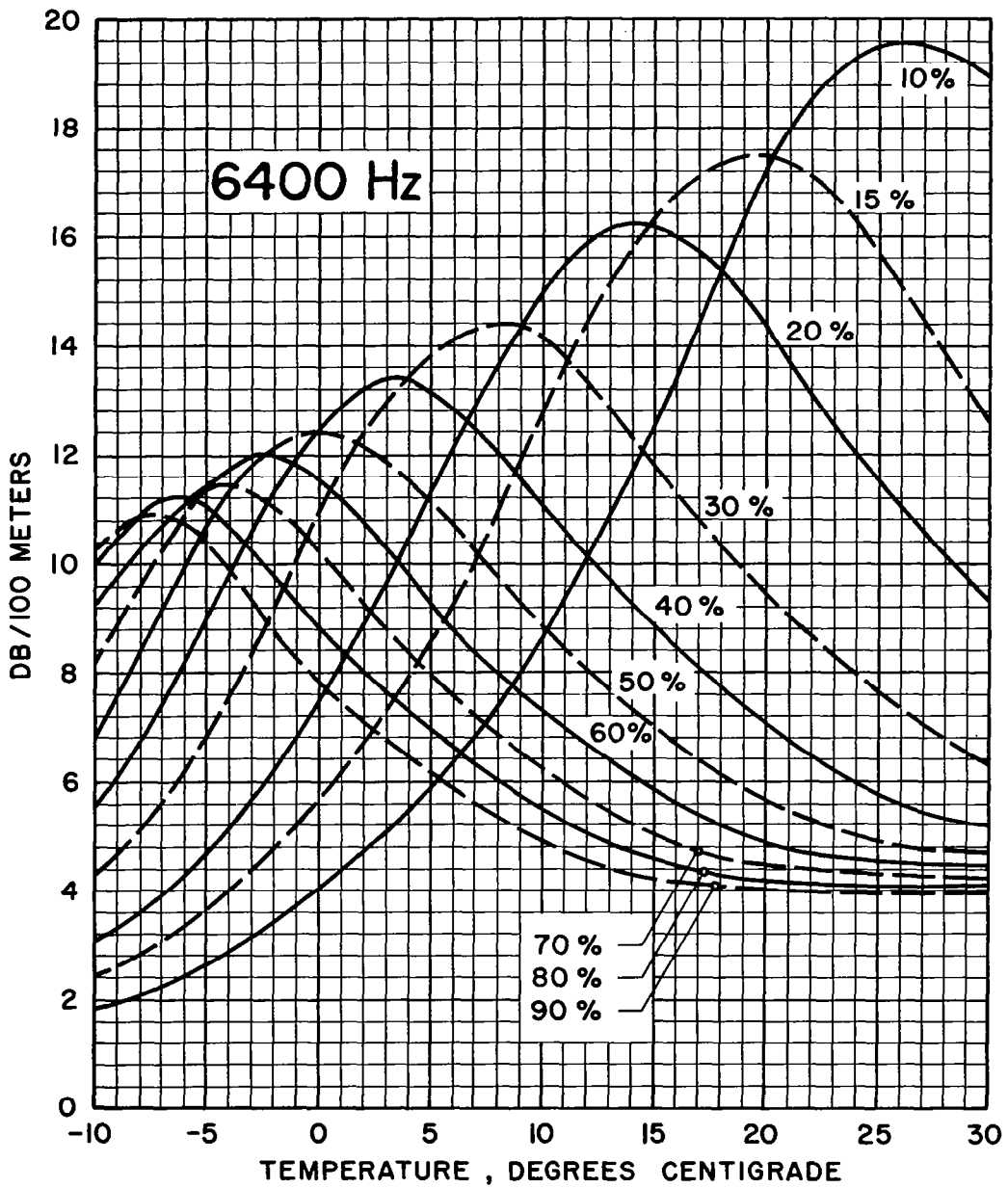


FIGURE 6k. (CONTINUED)

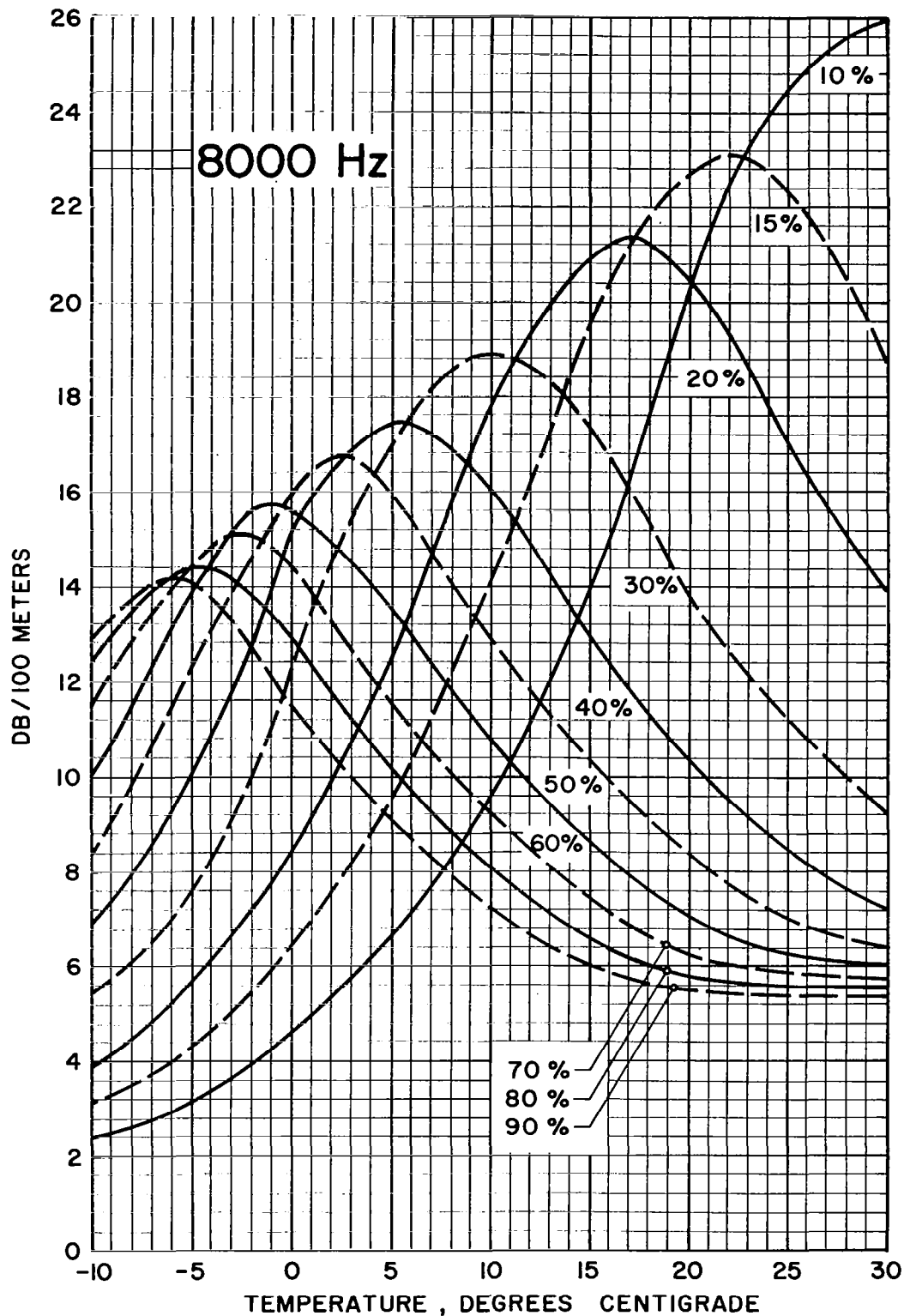


FIGURE 61. (CONCLUDED)

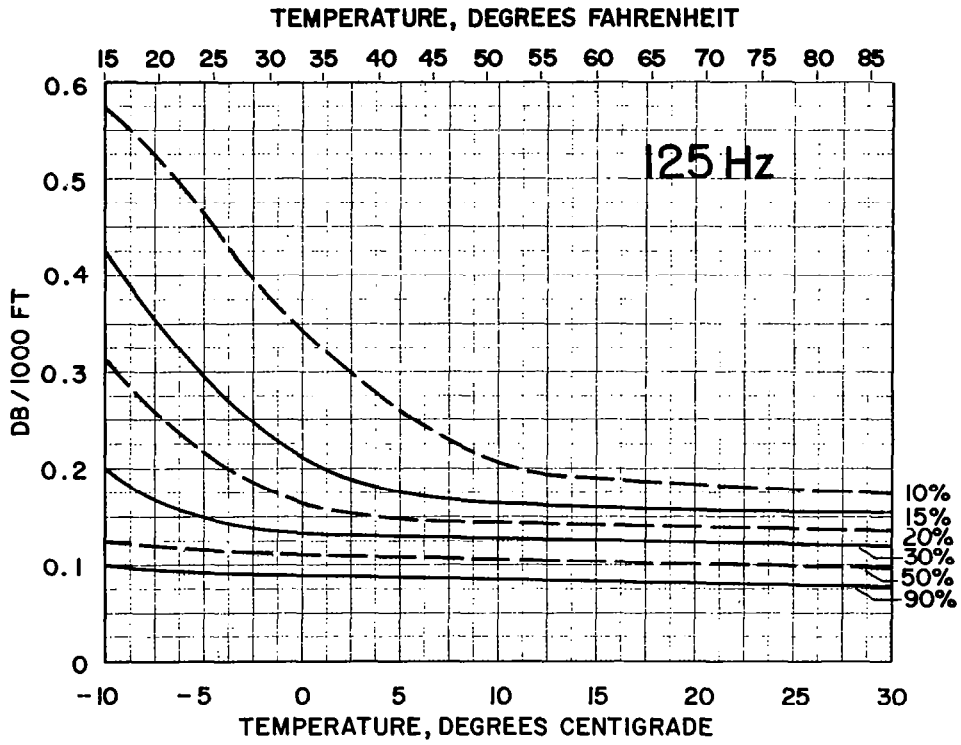


FIGURE 7a. THE ATTENUATION OF SOUND IN AIR VERSUS TEMPERATURE FOR VARIOUS VALUES OF RELATIVE HUMIDITY. THE ATTENUATION OF DB/1000 FEET IS SHOWN AS THE ORDINATE AT THE LEFT OF THE GRAPH

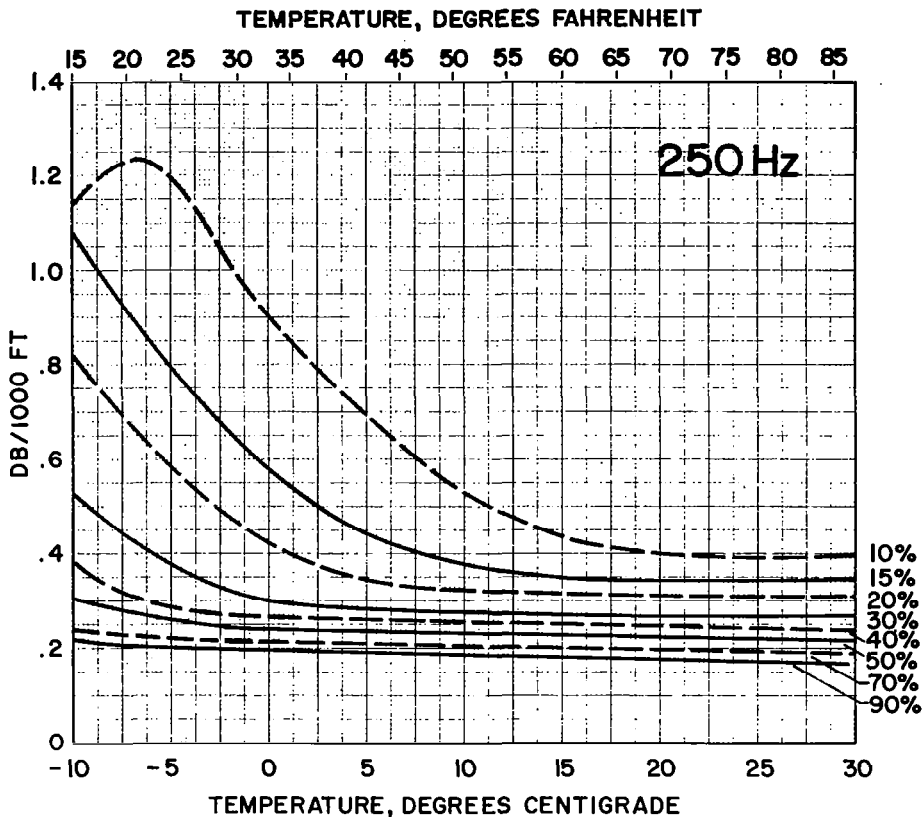


FIGURE 7b. (CONTINUED)

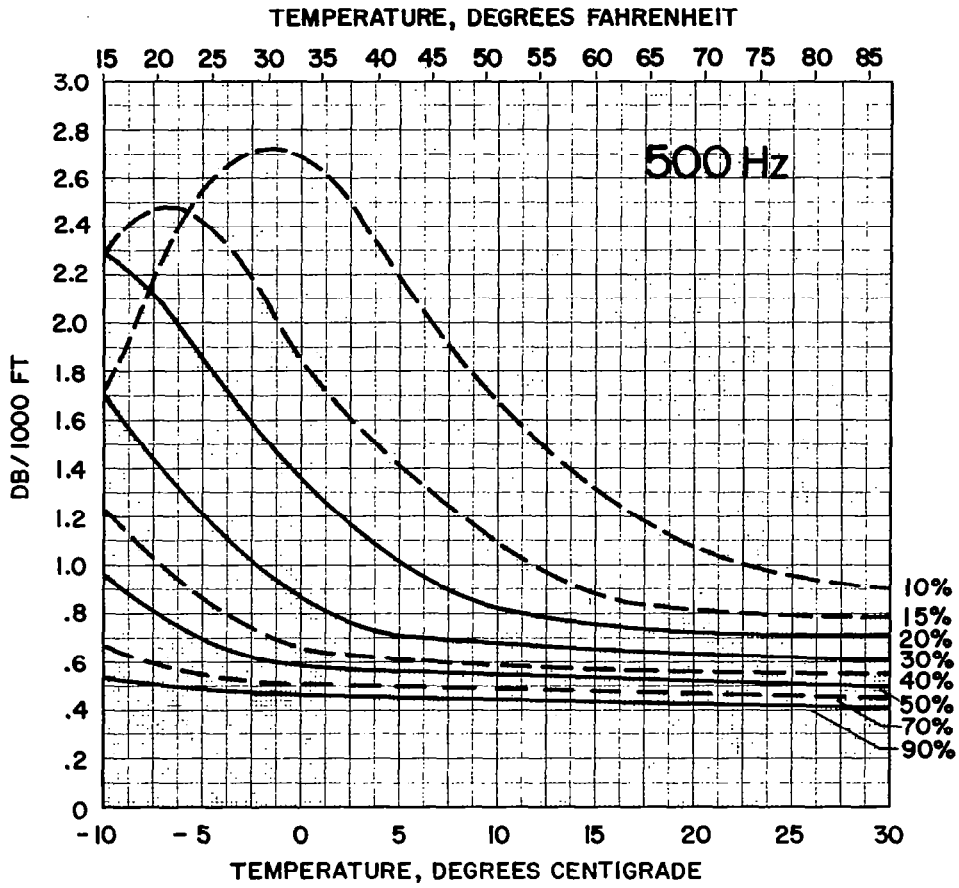


FIGURE 7c. (CONTINUED)

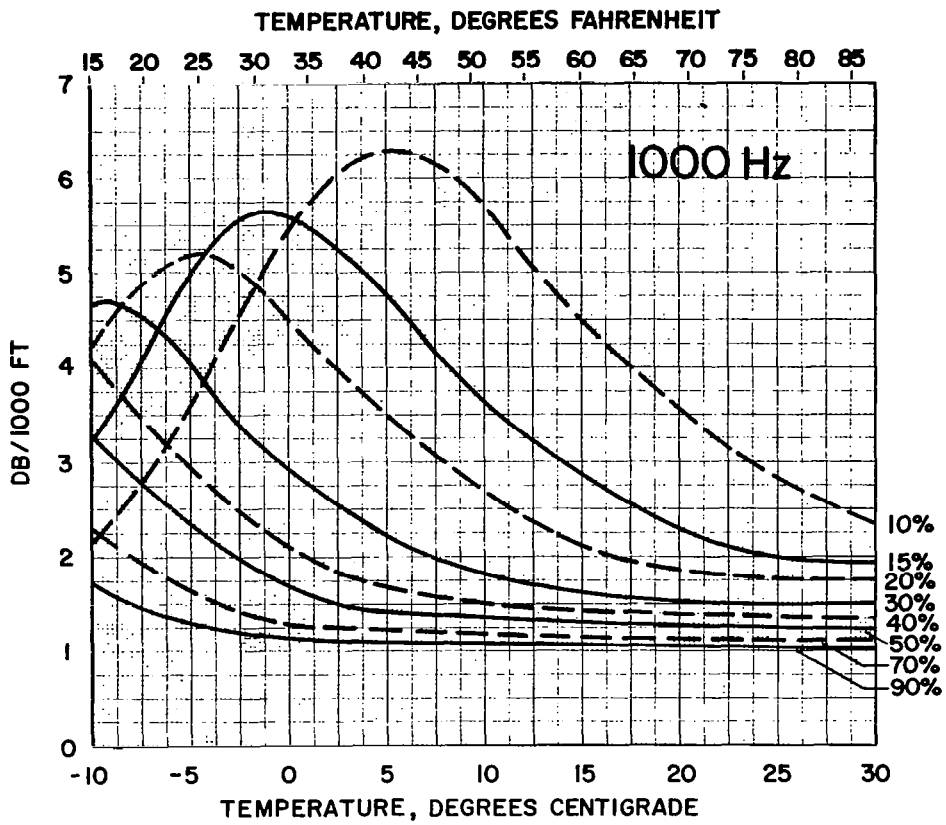


FIGURE 7d. (CONTINUED)

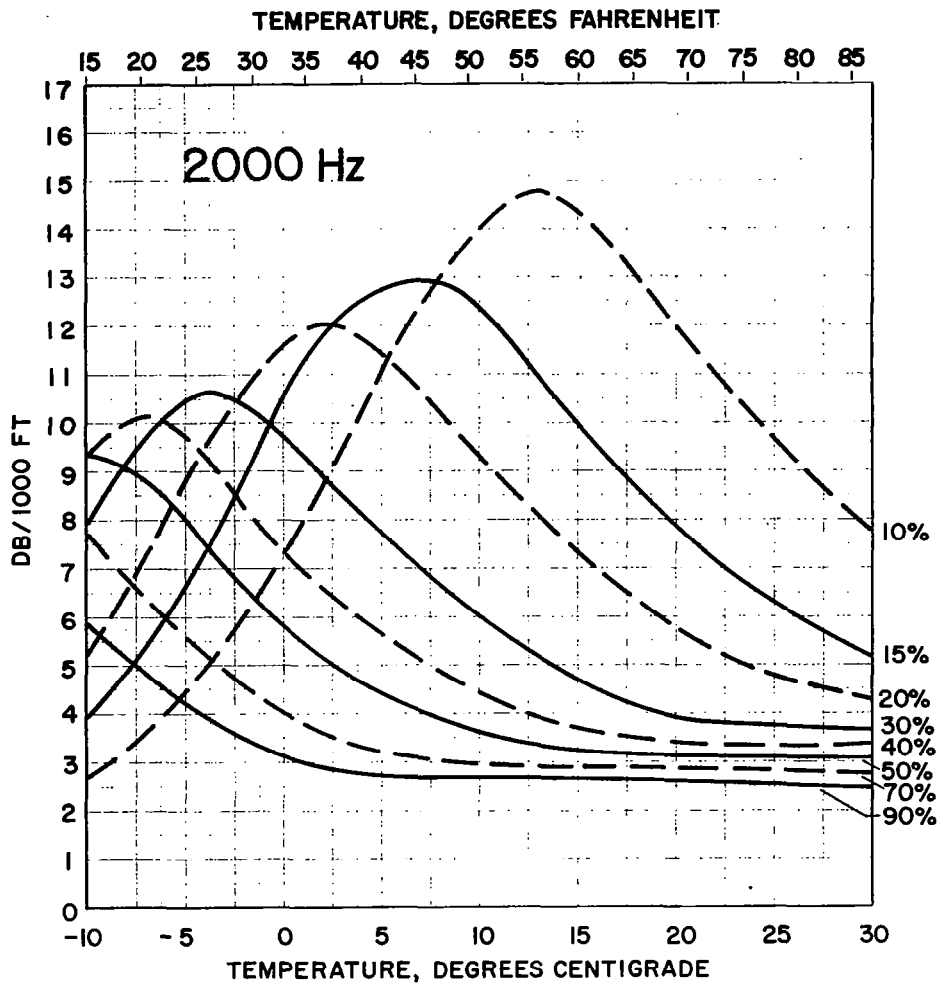


FIGURE 7e. (CONTINUED)



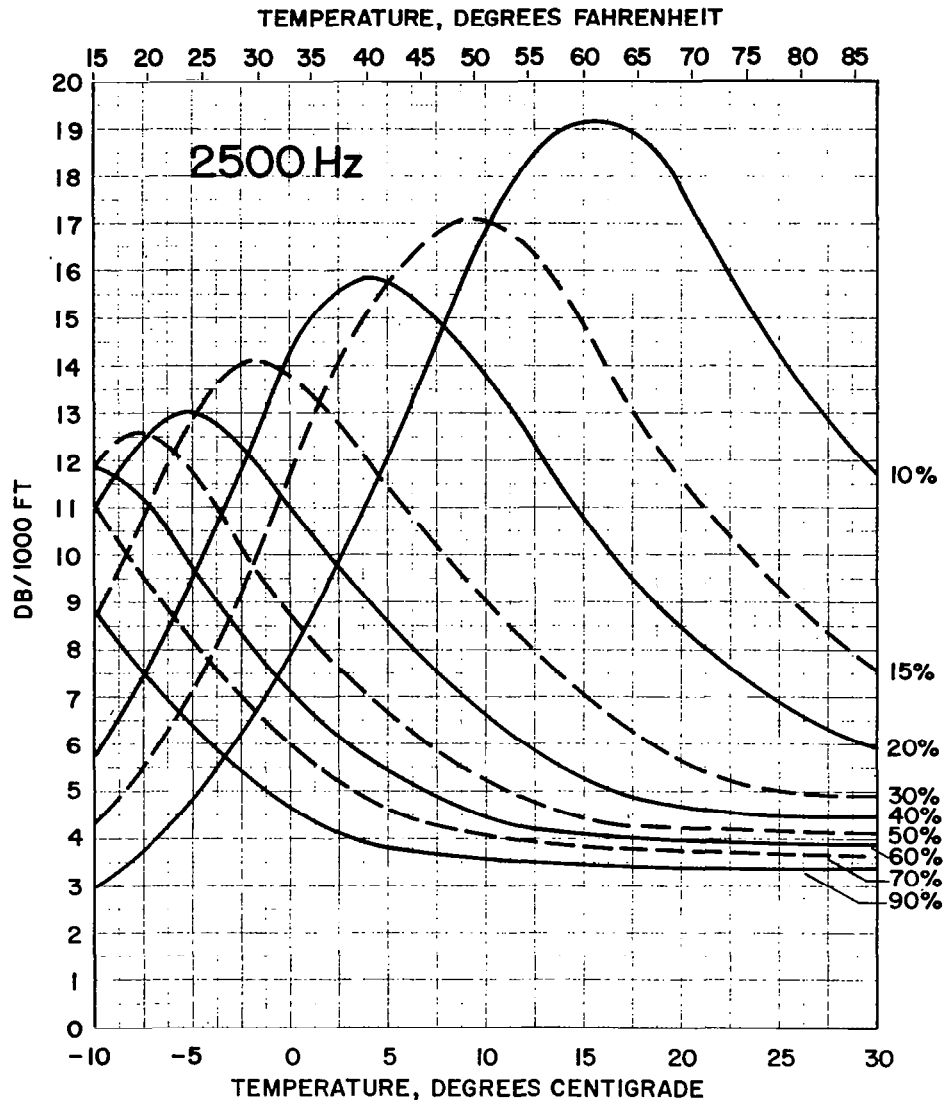


FIGURE 7f. (CONTINUED)

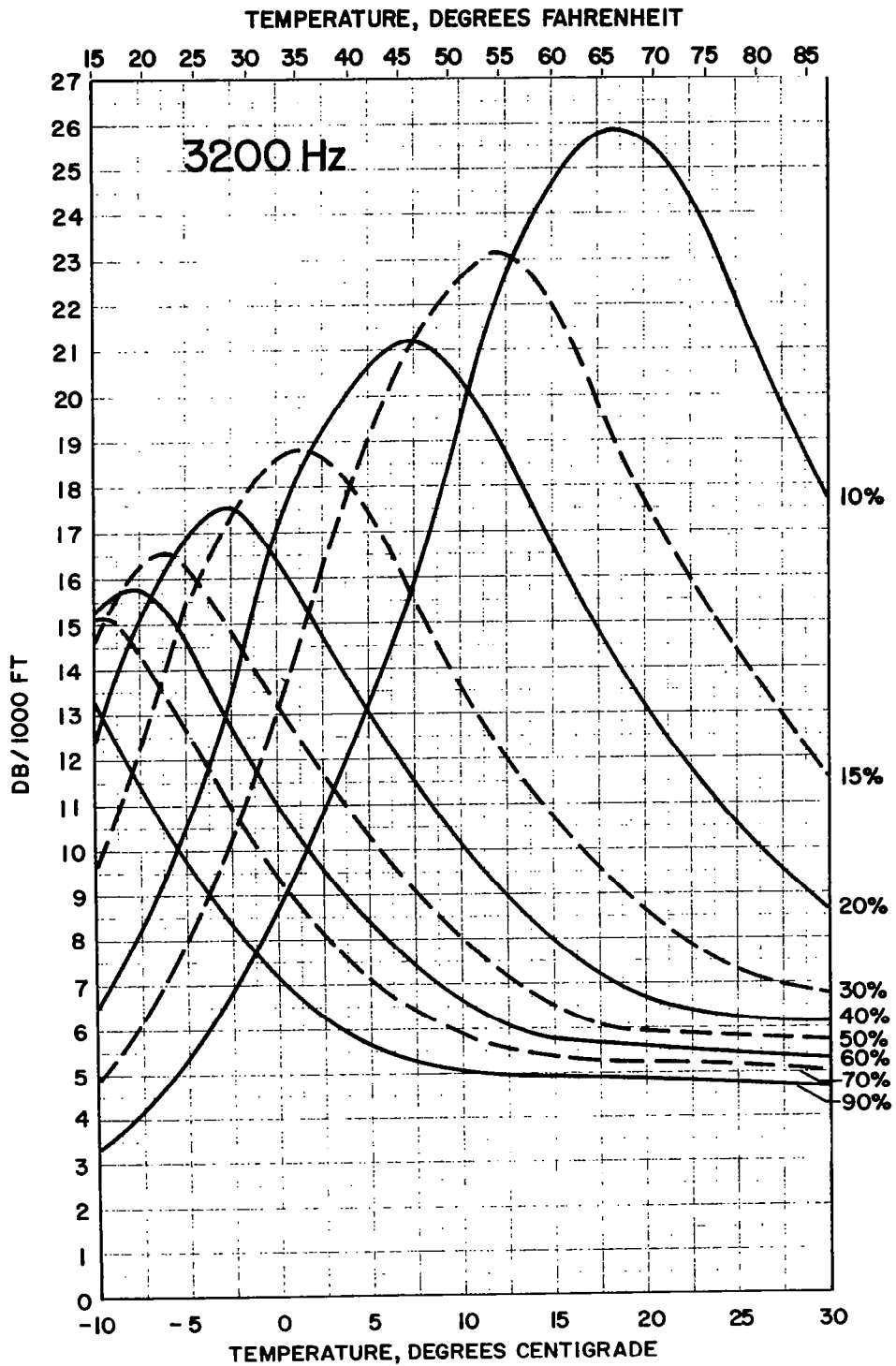


FIGURE 7g. (CONTINUED)

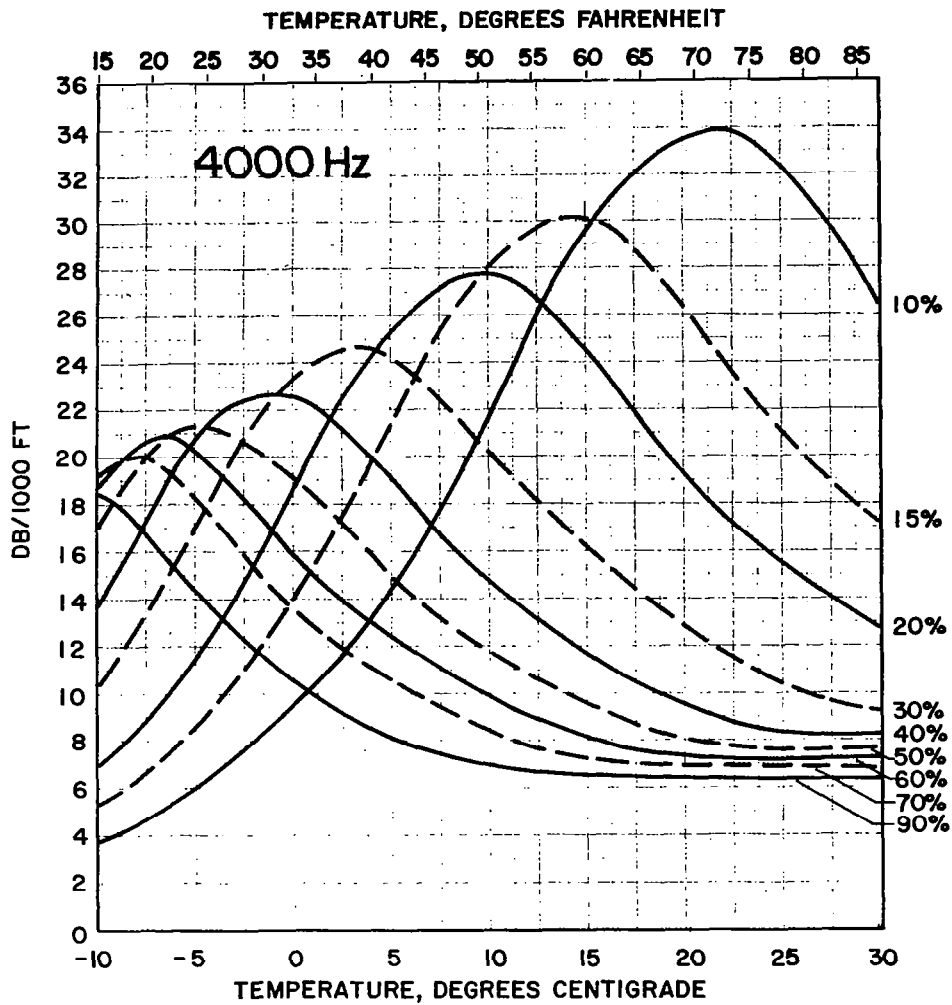


FIGURE 7h. (CONTINUED)

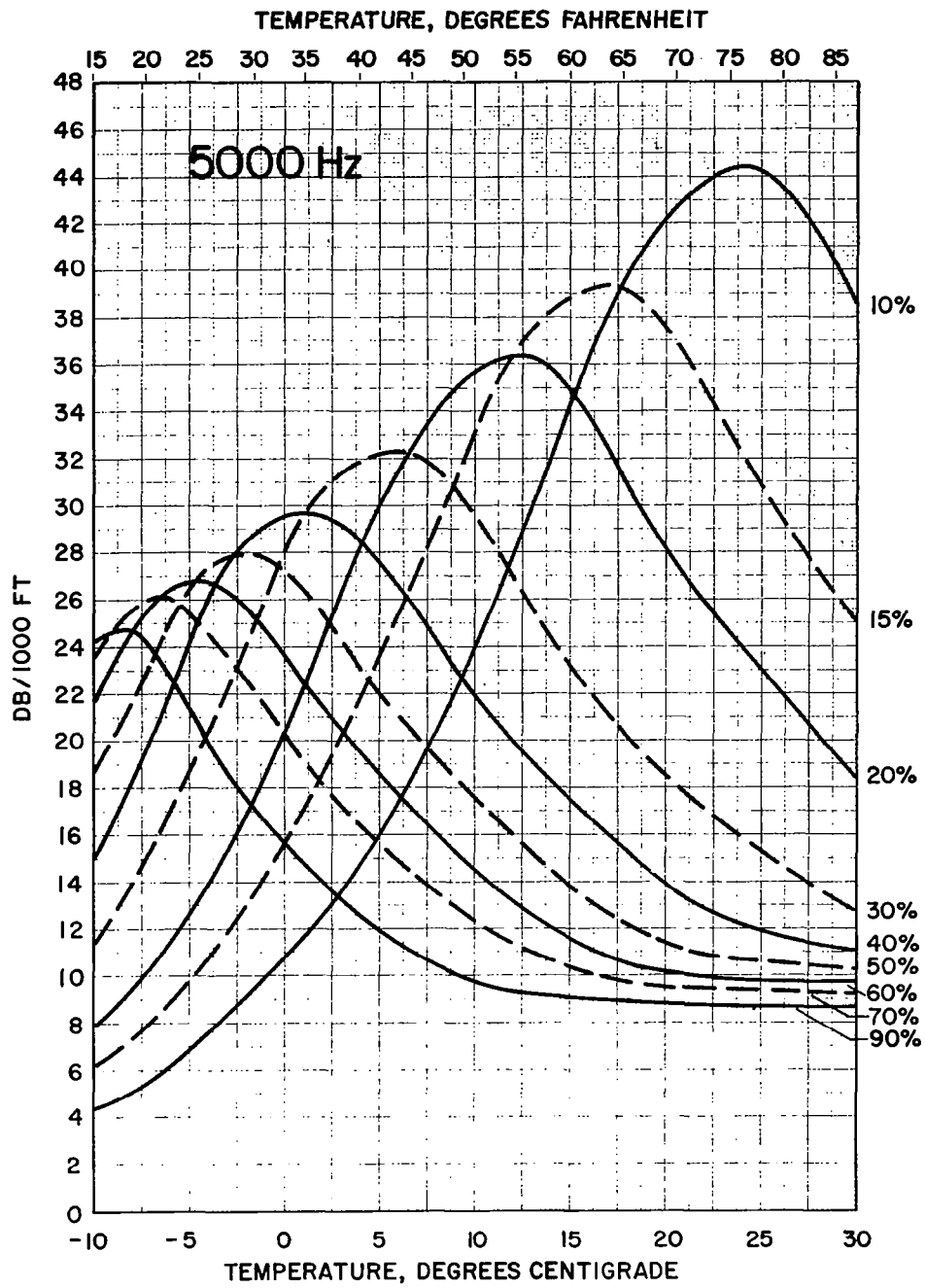


FIGURE 7i. (CONTINUED)

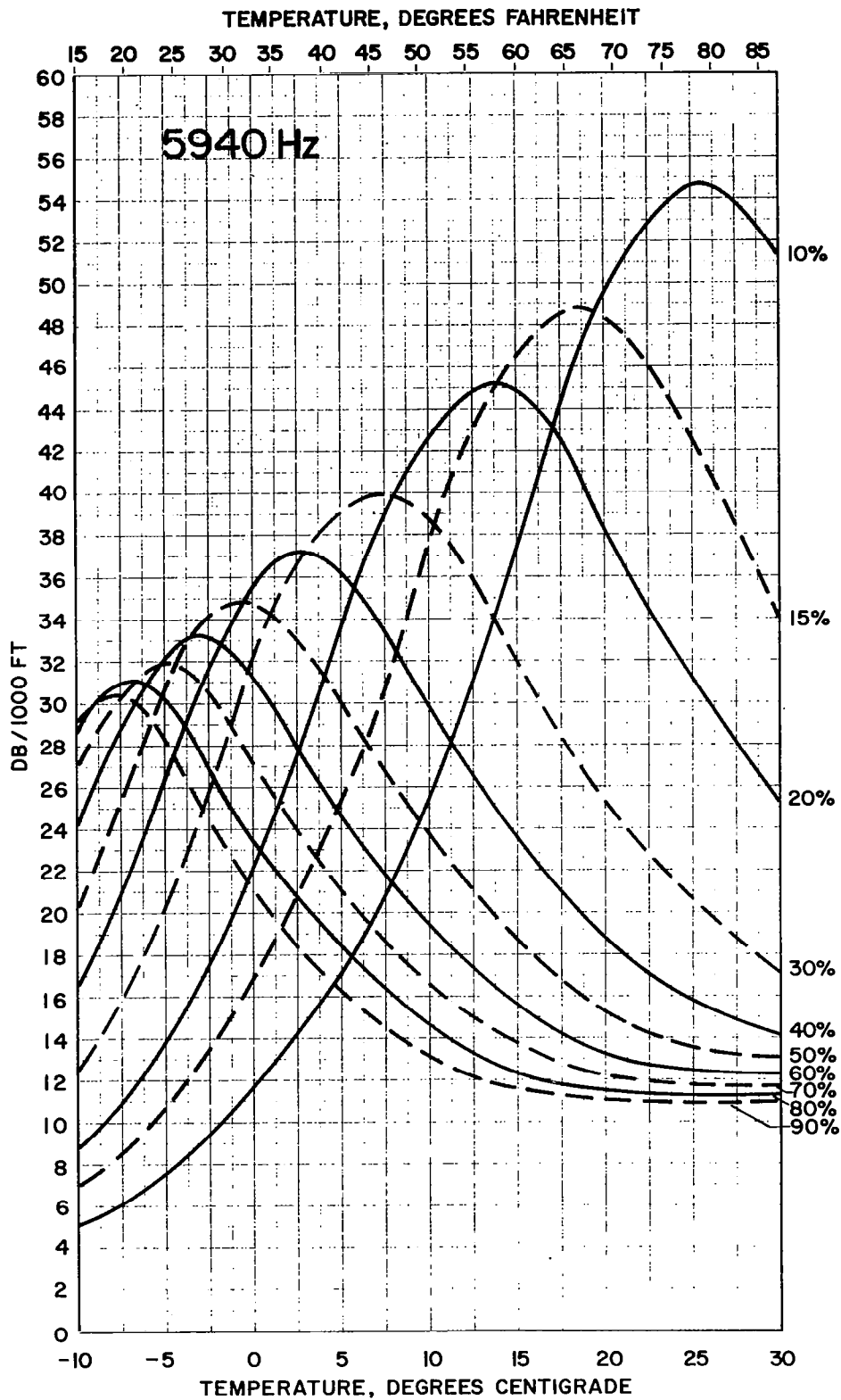


FIGURE 7j. (CONTINUED)

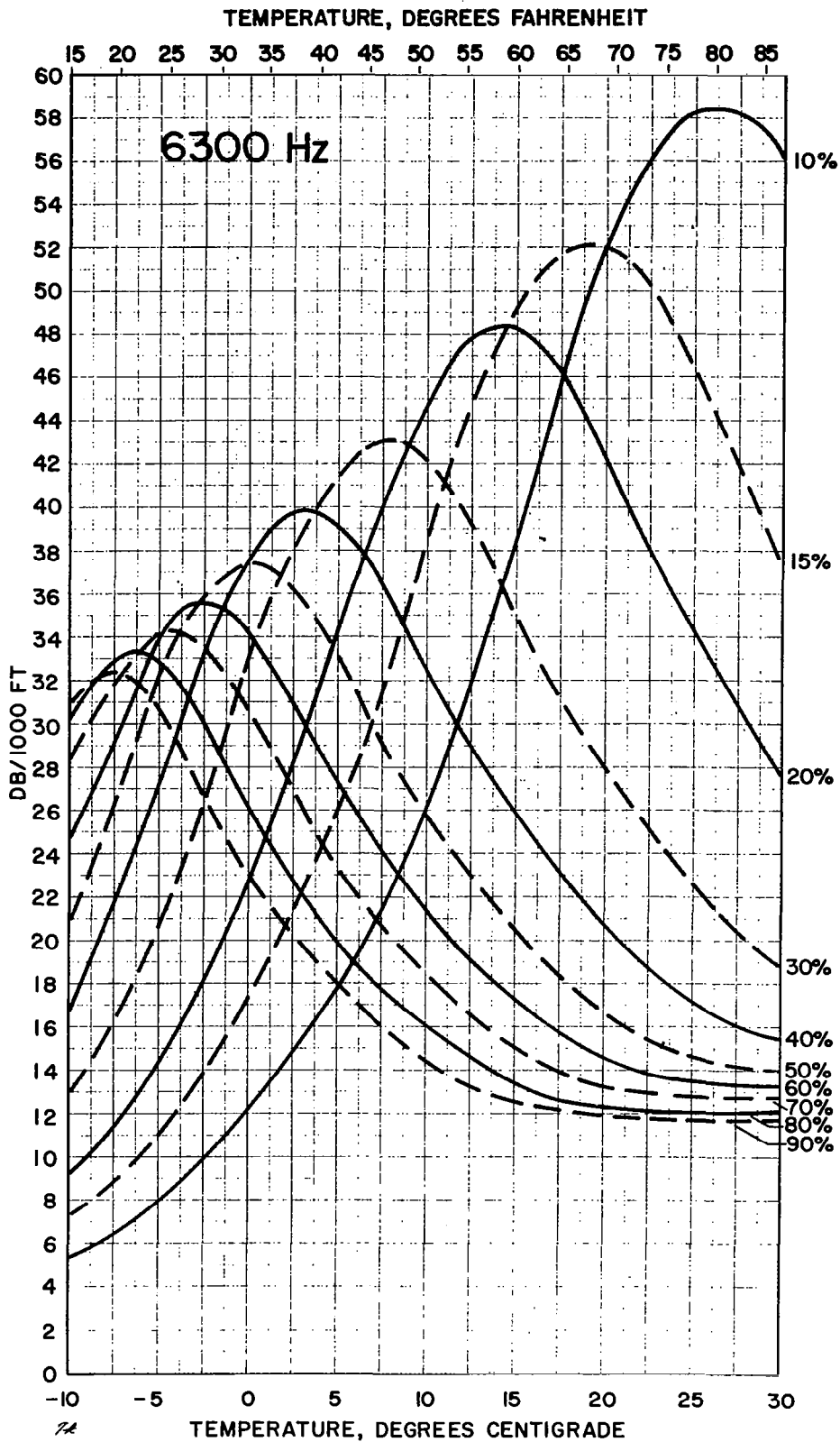


FIGURE 7k. (CONTINUED)

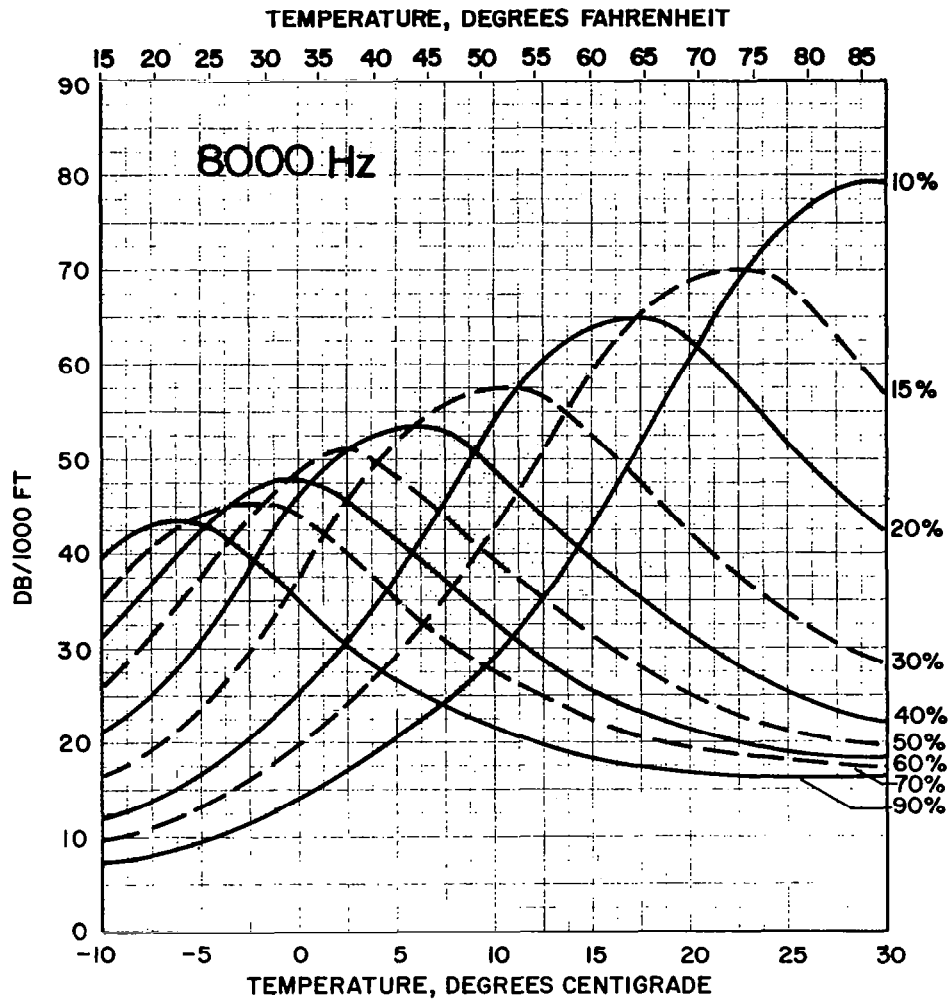


FIGURE 71. (CONCLUDED)

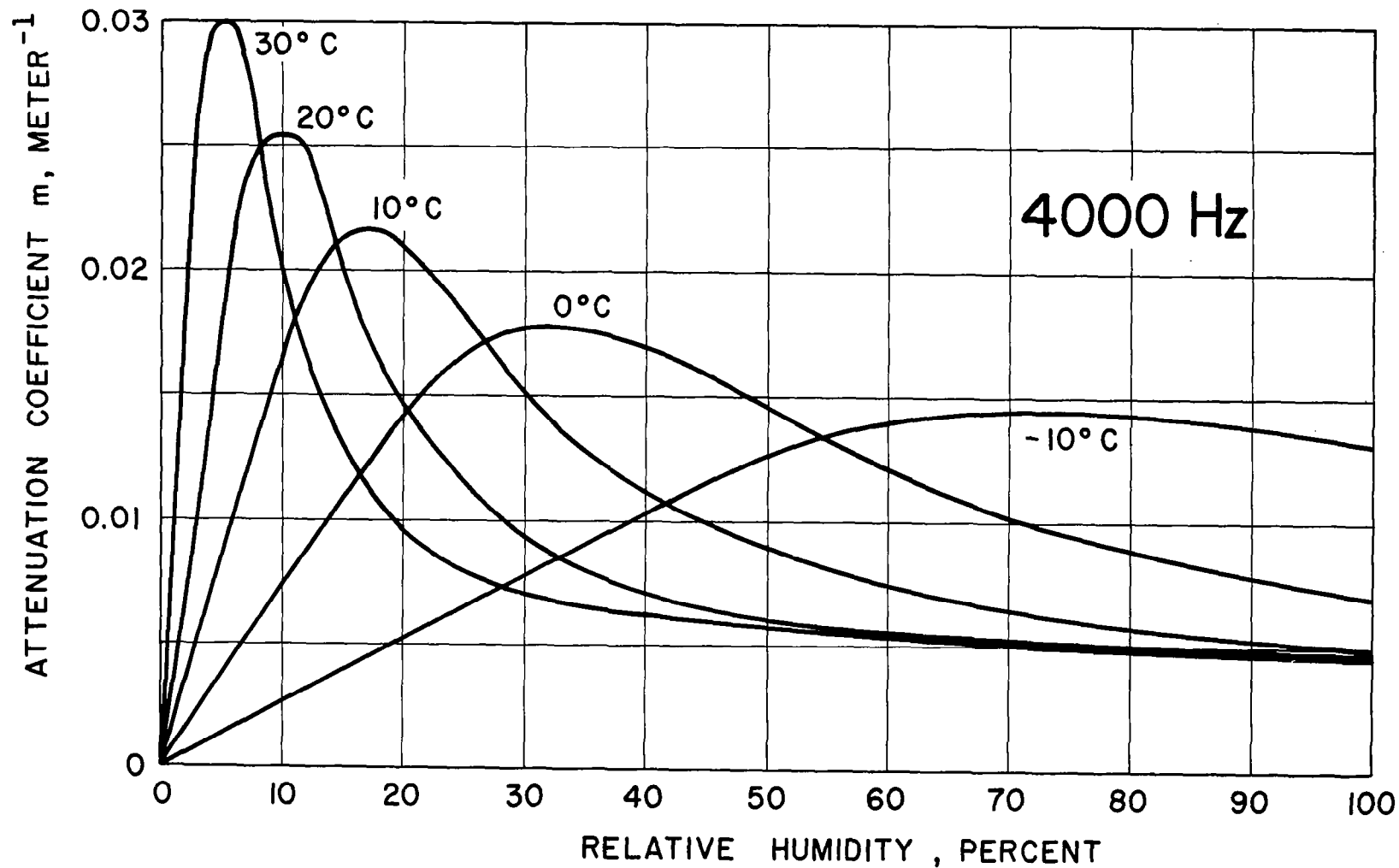


FIGURE 8. VALUES OF TOTAL ATTENUATION COEFFICIENT  $M$  VERSUS HUMIDITY FOR A FREQUENCY OF 4000 HZ AT TEMPERATURES OF  $-10^{\circ}\text{C}$ ,  $0^{\circ}\text{C}$ ,  $10^{\circ}\text{C}$ ,  $20^{\circ}\text{C}$  and  $30^{\circ}\text{C}$



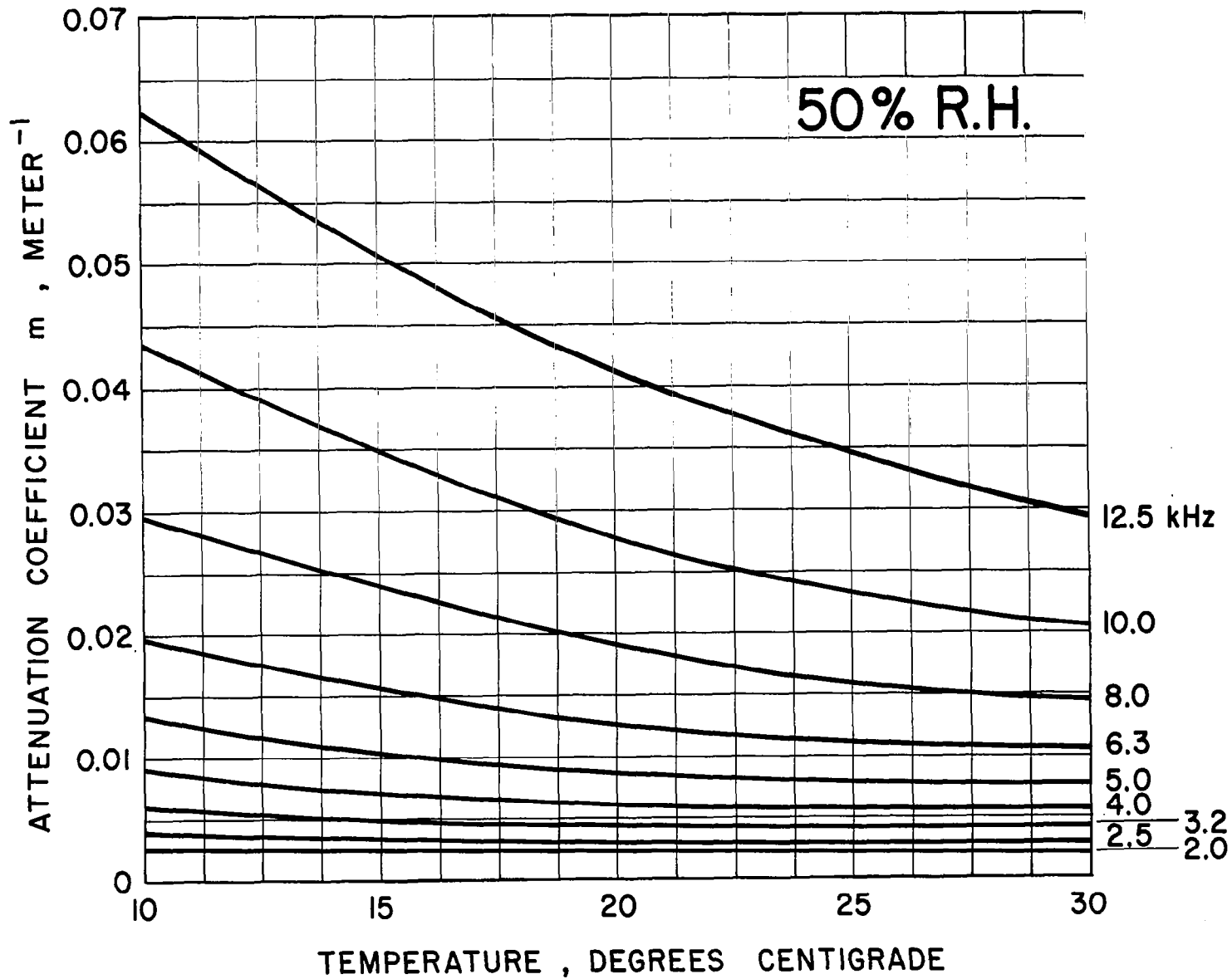


FIGURE 9. VALUES OF TOTAL ATTENUATION COEFFICIENT  $M$  VERSUS TEMPERATURE FOR CONSTANT VALUES OF FREQUENCY. ALL DATA ARE FOR A RELATIVE HUMIDITY OF 50%



TABULAR DATA ARE GIVEN IN THIS REPORT FOR THE  
ABSORPTION OF SOUND IN AIR AT NORMAL ATMOSPHERIC  
PRESSURE, 760 MM

THE ATTENUATION COEFFICIENT,  $M$ , WHICH IS TABULATED  
REPRESENTS THE TOTAL ATTENUATION DUE TO MOLECULAR  
AND CLASSICAL ABSORPTION OF SOUND, AS EXPRESSED IN  
THE EQUATION  $I = I_0 e^{-Mx}$ .

THE FOLLOWING INFORMATION IS GIVEN AS A FUNCTION OF TEMPERATURE, FREQUENCY AND RELATIVE HUMIDITY.

- COLUMN 1      TEMPERATURE IN DEGREES CENTIGRADE
- COLUMN 2      FREQUENCY IN HERTZ (CPS)
- COLUMN 3      RELATIVE HUMIDITY IN PERCENT
- COLUMN 4      ATTENUATION COEFFICIENT  $M$ . THIS IS THE QUANTITY THAT APPEARS IN THE ABOVE EQUATION
- COLUMN 5      ATTENUATION COEFFICIENT,  $M$ , MULTIPLIED BY 4. THIS QUANTITY,  $4M$ , APPEARS IN THE FORMULA FOR REVERBERATION TIME
- COLUMN 6      SAME AS COLUMN 4 BUT IN THE ENGLISH SYSTEM OF UNITS
- COLUMN 7      SAME AS COLUMN 5 BUT IN THE ENGLISH SYSTEM OF UNITS
- COLUMN 8      ATTENUATION OF A PLANE WAVE OF SOUND IN DECIBELS PER 100 METERS. THESE VALUES OBTAINED BY MULTIPLYING THE VALUES OF  $M$  BY THE FACTOR 434.3
- COLUMN 9      ATTENUATION OF A PLANE WAVE OF SOUND IN DECIBELS PER 1000 FEET
- COLUMN 10     DECAY RATE IN DECIBELS PER SECOND. THIS FIGURE REPRESENTS THE CONTRIBUTION TO THE DECAY RATE OF SOUND IN A ROOM THAT IS DUE TO THE ABSORPTION OF SOUND IN AIR. TO FIND THE ACTUAL DECAY RATE OF SOUND IN A ROOM WITHOUT THE EFFECTS OF AIR ABSORPTION, SUBTRACT THE DECAY RATE GIVEN IN COLUMN 10 FROM THE MEASURED DECAY RATE

TABULATION OF DATA FOR  
 ABSORPTION OF SOUND IN AIR VERSUS PERCENT RELATIVE HUMIDITY  
 AT -10 DEGREES CENTIGRADE FOR A FREQUENCY OF 125 HERTZ

(1)	(2)	(3)	(4)	(5)	(6)	(7)	(8)	(9)	(10)
TEMP	FREQ	REL	ATTEN	4M	ATTEN	4M	ATTEN	ATTEN	DECAY
DEGR		HUM	COEF		COEF		DB PER	DB PER	RATE
CENT	HERTZ	PER	PER	PER	PER	PER	100	1000	DB PER
		CENT	METER	METER	FOOT	FOOT	METER	FEET	SECOND
-10	125	5.0	.00031	.00127	.00009	.00038	.138	.420	.449
-10	125	10.0	.00043	.00172	.00013	.00052	.187	.571	.610
-10	125	15.0	.00032	.00129	.00009	.00039	.140	.428	.457
-10	125	20.0	.00023	.00094	.00007	.00028	.102	.313	.334
-10	125	25.0	.00018	.00073	.00005	.00022	.079	.243	.260
-10	125	30.0	.00015	.00060	.00004	.00018	.065	.200	.213
-10	125	35.0	.00012	.00051	.00003	.00015	.055	.169	.180
-10	125	40.0	.00011	.00045	.00003	.00013	.049	.149	.159
-10	125	45.0	.00010	.00040	.00003	.00012	.044	.134	.143
-10	125	46.0	.00010	.00040	.00003	.00012	.043	.133	.142
-10	125	47.0	.00009	.00039	.00003	.00012	.043	.131	.140
-10	125	48.0	.00009	.00039	.00002	.00011	.042	.129	.138
-10	125	49.0	.00009	.00038	.00002	.00011	.042	.128	.136
-10	125	50.0	.00009	.00038	.00002	.00011	.041	.126	.135
-10	125	51.0	.00009	.00037	.00002	.00011	.041	.125	.133
-10	125	52.0	.00009	.00037	.00002	.00011	.040	.123	.132
-10	125	53.0	.00009	.00036	.00002	.00011	.040	.122	.130
-10	125	54.0	.00009	.00036	.00002	.00011	.039	.121	.129
-10	125	55.0	.00009	.00036	.00002	.00011	.039	.120	.128
-10	125	60.0	.00008	.00035	.00002	.00010	.038	.116	.123
-10	125	65.0	.00008	.00034	.00002	.00010	.037	.112	.120
-10	125	70.0	.00008	.00033	.00002	.00010	.036	.109	.117
-10	125	75.0	.00008	.00032	.00002	.00009	.035	.107	.114
-10	125	80.0	.00007	.00031	.00002	.00009	.034	.104	.111
-10	125	85.0	.00007	.00030	.00002	.00009	.033	.102	.109
-10	125	90.0	.00007	.00030	.00002	.00009	.032	.100	.106
-10	125	95.0	.00007	.00029	.00002	.00009	.032	.098	.104
-10	125	100.0	.00007	.00029	.00002	.00008	.031	.096	.102

TABULATION OF DATA FOR  
 ABSORPTION OF SOUND IN AIR VERSUS PERCENT RELATIVE HUMIDITY  
 AT -10 DEGREES CENTIGRADE FOR A FREQUENCY OF 250 HERTZ

(1)	(2)	(3)	(4)	(5)	(6)	(7)	(8)	(9)	(10)
TEMP DEGR CENT	FREQ HERTZ	REL HUM PER CENT	ATTEN COEF PER METER	4M PER METER	ATTEN COEF PER FOOT	4M PER FOOT	ATTEN DB PER 100 METER	ATTEN DB PER 1000 FEET	DECAY RATE DB PER SECOND
-10	250	5.0	.00048	.00194	.00014	.00059	.211	.643	.687
-10	250	10.0	.00086	.00346	.00026	.00105	.375	1.145	1.222
-10	250	15.0	.00081	.00325	.00024	.00099	.353	1.076	1.148
-10	250	20.0	.00062	.00248	.00018	.00075	.269	.821	.877
-10	250	25.0	.00048	.00195	.00014	.00059	.211	.645	.689
-10	250	30.0	.00040	.00160	.00012	.00048	.173	.530	.565
-10	250	35.0	.00033	.00134	.00010	.00040	.145	.444	.474
-10	250	40.0	.00029	.00116	.00008	.00035	.126	.386	.412
-10	250	45.0	.00025	.00102	.00007	.00031	.111	.339	.362
-10	250	46.0	.00025	.00100	.00007	.00030	.108	.332	.354
-10	250	47.0	.00024	.00098	.00007	.00029	.106	.324	.346
-10	250	48.0	.00024	.00096	.00007	.00029	.104	.318	.340
-10	250	49.0	.00023	.00094	.00007	.00028	.102	.312	.333
-10	250	50.0	.00023	.00092	.00007	.00028	.100	.307	.327
-10	250	51.0	.00022	.00091	.00006	.00027	.099	.301	.322
-10	250	52.0	.00022	.00089	.00006	.00027	.097	.296	.316
-10	250	53.0	.00021	.00087	.00006	.00026	.095	.290	.310
-10	250	54.0	.00021	.00086	.00006	.00026	.093	.285	.304
-10	250	55.0	.00021	.00085	.00006	.00025	.092	.281	.300
-10	250	60.0	.00019	.00079	.00006	.00024	.086	.264	.282
-10	250	65.0	.00019	.00076	.00005	.00023	.082	.252	.269
-10	250	70.0	.00018	.00073	.00005	.00022	.079	.241	.257
-10	250	75.0	.00017	.00071	.00005	.00021	.077	.235	.250
-10	250	80.0	.00017	.00069	.00005	.00021	.075	.229	.245
-10	250	85.0	.00016	.00067	.00005	.00020	.073	.224	.239
-10	250	90.0	.00016	.00066	.00005	.00020	.072	.220	.234
-10	250	95.0	.00016	.00065	.00004	.00019	.070	.215	.230
-10	250	100.0	.00016	.00064	.00004	.00019	.069	.211	.226

TABULATION OF DATA FOR  
 ABSORPTION OF SOUND IN AIR VERSUS PERCENT RELATIVE HUMIDITY  
 AT -10 DEGREES CENTIGRADE FOR A FREQUENCY OF 500 HERTZ

(1)	(2)	(3)	(4)	(5)	(6)	(7)	(8)	(9)	(10)
TEMP	FREQ	REL	ATTEN	4M	ATTEN	4M	ATTEN	ATTEN	DECAY
DEGR		HUM	COEF		COEF		DB PER	DB PER	RATE
CENT	HERTZ	PER	PER	PER	PER	PER	100	1000	DB PER
		CENT	METER	METER	FOOT	FOOT	METER	FEET	SECOND
-10	500	5.0	.00063	.00255	.00019	.00077	.277	.845	.902
-10	500	10.0	.00129	.00517	.00039	.00157	.561	1.711	1.825
-10	500	15.0	.00172	.00690	.00052	.00210	.749	2.283	2.436
-10	500	20.0	.00172	.00691	.00052	.00210	.750	2.288	2.442
-10	500	25.0	.00153	.00614	.00046	.00187	.667	2.033	2.169
-10	500	30.0	.00128	.00513	.00039	.00156	.557	1.698	1.812
-10	500	35.0	.00107	.00431	.00032	.00131	.468	1.427	1.523
-10	500	40.0	.00094	.00376	.00028	.00114	.408	1.245	1.328
-10	500	45.0	.00082	.00330	.00025	.00100	.358	1.094	1.167
-10	500	46.0	.00080	.00322	.00024	.00098	.350	1.067	1.138
-10	500	47.0	.00078	.00314	.00023	.00095	.341	1.040	1.110
-10	500	48.0	.00076	.00306	.00023	.00093	.332	1.013	1.081
-10	500	49.0	.00074	.00299	.00022	.00091	.325	.990	1.057
-10	500	50.0	.00073	.00292	.00022	.00089	.318	.969	1.034
-10	500	51.0	.00071	.00286	.00021	.00087	.310	.947	1.011
-10	500	52.0	.00070	.00280	.00021	.00085	.304	.927	.989
-10	500	53.0	.00068	.00274	.00020	.00083	.298	.908	.969
-10	500	54.0	.00067	.00269	.00020	.00082	.292	.890	.950
-10	500	55.0	.00065	.00263	.00020	.00080	.286	.873	.931
-10	500	60.0	.00060	.00241	.00018	.00073	.262	.798	.852
-10	500	65.0	.00055	.00220	.00016	.00067	.239	.730	.779
-10	500	70.0	.00051	.00204	.00015	.00062	.221	.675	.721
-10	500	75.0	.00047	.00191	.00014	.00058	.207	.632	.674
-10	500	80.0	.00045	.00180	.00013	.00054	.195	.597	.637
-10	500	85.0	.00042	.00170	.00013	.00052	.185	.565	.602
-10	500	90.0	.00040	.00163	.00012	.00049	.177	.541	.577
-10	500	95.0	.00039	.00158	.00012	.00048	.172	.524	.559
-10	500	100.0	.00038	.00154	.00011	.00046	.167	.510	.544

TABULATION OF DATA FOR  
 ABSORPTION OF SOUND IN AIR VERSUS PERCENT RELATIVE HUMIDITY  
 AT -10 DEGREES CENTIGRADE FOR A FREQUENCY OF 1000 HERTZ

(1)	(2)	(3)	(4)	(5)	(6)	(7)	(8)	(9)	(10)
TEMP	FREQ	REL	ATTEN	4M	ATTEN	4M	ATTEN	ATTEN	DECAY
DEGR		HUM	COEF		COEF		DB PER	DB PER	RATE
CENT	HERTZ	PER	PER	PER	PER	PER	100	1000	DB PER
		CENT	METER	METER	FOOT	FOOT	METER	FEET	SECOND
-10	1000	5.0	.00081	.00325	.00024	.00099	.353	1.078	1.150
-10	1000	10.0	.00159	.00639	.00048	.00194	.693	2.115	2.256
-10	1000	15.0	.00241	.00964	.00073	.00294	1.047	3.192	3.406
-10	1000	20.0	.00317	.01268	.00096	.00386	1.377	4.197	4.478
-10	1000	25.0	.00349	.01397	.00106	.00425	1.517	4.624	4.935
-10	1000	30.0	.00351	.01405	.00107	.00428	1.526	4.652	4.964
-10	1000	35.0	.00337	.01349	.00102	.00411	1.465	4.467	4.767
-10	1000	40.0	.00310	.01241	.00094	.00378	1.348	4.108	4.384
-10	1000	45.0	.00278	.01115	.00085	.00340	1.211	3.691	3.939
-10	1000	46.0	.00272	.01090	.00083	.00332	1.184	3.609	3.852
-10	1000	47.0	.00266	.01066	.00081	.00324	1.157	3.527	3.764
-10	1000	48.0	.00260	.01040	.00079	.00317	1.129	3.442	3.673
-10	1000	49.0	.00253	.01014	.00077	.00309	1.101	3.357	3.582
-10	1000	50.0	.00247	.00989	.00075	.00301	1.074	3.274	3.494
-10	1000	51.0	.00242	.00969	.00073	.00295	1.052	3.207	3.423
-10	1000	52.0	.00237	.00949	.00072	.00289	1.030	3.141	3.351
-10	1000	53.0	.00232	.00929	.00070	.00283	1.009	3.076	3.282
-10	1000	54.0	.00227	.00910	.00069	.00277	.988	3.014	3.216
-10	1000	55.0	.00223	.00892	.00067	.00271	.968	2.952	3.150
-10	1000	60.0	.00203	.00813	.00062	.00248	.883	2.693	2.874
-10	1000	65.0	.00187	.00751	.00057	.00229	.815	2.486	2.653
-10	1000	70.0	.00173	.00693	.00052	.00211	.752	2.294	2.448
-10	1000	75.0	.00160	.00641	.00048	.00195	.696	2.123	2.266
-10	1000	80.0	.00149	.00596	.00045	.00181	.647	1.972	2.104
-10	1000	85.0	.00139	.00557	.00042	.00169	.605	1.845	1.968
-10	1000	90.0	.00131	.00524	.00040	.00160	.569	1.737	1.853
-10	1000	95.0	.00124	.00496	.00037	.00151	.539	1.644	1.754
-10	1000	100.0	.00117	.00470	.00035	.00143	.510	1.556	1.660



TABULATION OF DATA FOR  
 ABSORPTION OF SOUND IN AIR VERSUS PERCENT RELATIVE HUMIDITY  
 AT -10 DEGREES CENTIGRADE FOR A FREQUENCY OF 2000 HERTZ

(1)	(2)	(3)	(4)	(5)	(6)	(7)	(8)	(9)	(10)
TEMP	FREQ	REL	ATTEN	4M	ATTEN	4M	ATTEN	ATTEN	DECAY
DEGR		HUM	COEF		COEF		DB PER	DB PER	RATE
CENT	HERTZ	PER	PER	PER	PER	PER	100	1000	DB PER
		CENT	METER	METER	FOOT	FOOT	METER	FEET	SECOND
-10	2000	5.0	.00108	.00435	.00033	.00132	.472	1.440	1.537
-10	2000	10.0	.00205	.00821	.00062	.00250	.891	2.717	2.899
-10	2000	15.0	.00301	.01206	.00091	.00367	1.310	3.994	4.262
-10	2000	20.0	.00398	.01592	.00121	.00485	1.729	5.270	5.624
-10	2000	25.0	.00502	.02008	.00153	.00612	2.180	6.645	7.091
-10	2000	30.0	.00601	.02406	.00183	.00733	2.612	7.963	8.497
-10	2000	35.0	.00668	.02673	.00203	.00814	2.903	8.848	9.442
-10	2000	40.0	.00702	.02810	.00214	.00856	3.051	9.299	9.923
-10	2000	45.0	.00712	.02849	.00217	.00868	3.093	9.430	10.063
-10	2000	46.0	.00711	.02847	.00216	.00867	3.091	9.422	10.054
-10	2000	47.0	.00711	.02844	.00216	.00867	3.088	9.414	10.045
-10	2000	48.0	.00710	.02840	.00216	.00865	3.083	9.399	10.030
-10	2000	49.0	.00708	.02835	.00216	.00864	3.078	9.383	10.012
-10	2000	50.0	.00706	.02827	.00215	.00861	3.070	9.358	9.986
-10	2000	51.0	.00704	.02817	.00214	.00858	3.059	9.325	9.951
-10	2000	52.0	.00701	.02807	.00213	.00855	3.048	9.290	9.913
-10	2000	53.0	.00698	.02794	.00212	.00851	3.034	9.249	9.869
-10	2000	54.0	.00695	.02782	.00212	.00848	3.020	9.208	9.825
-10	2000	55.0	.00690	.02762	.00210	.00842	2.999	9.142	9.755
-10	2000	60.0	.00663	.02652	.00202	.00808	2.880	8.778	9.367
-10	2000	65.0	.00626	.02507	.00191	.00764	2.722	8.297	8.854
-10	2000	70.0	.00587	.02351	.00179	.00716	2.553	7.783	8.305
-10	2000	75.0	.00549	.02198	.00167	.00669	2.386	7.274	7.762
-10	2000	80.0	.00510	.02041	.00155	.00622	2.216	6.755	7.208
-10	2000	85.0	.00477	.01910	.00145	.00582	2.073	6.321	6.745
-10	2000	90.0	.00448	.01794	.00136	.00546	1.947	5.937	6.335
-10	2000	95.0	.00423	.01695	.00129	.00516	1.841	5.611	5.988
-10	2000	100.0	.00402	.01611	.00122	.00491	1.749	5.331	5.689

TABULATION OF DATA FOR  
 ABSORPTION OF SOUND IN AIR VERSUS PERCENT RELATIVE HUMIDITY  
 AT -10 DEGREES CENTIGRADE FOR A FREQUENCY OF 2500 HERTZ

(1)	(2)	(3)	(4)	(5)	(6)	(7)	(8)	(9)	(10)
TEMP DEGR CENT	FREQ HERTZ	REL HUM PER CENT	ATTEN COEF PER METER	4M PER METER	ATTEN COEF PER FOOT	4M PER FOOT	ATTEN DB PER 100 METER	ATTEN DB PER 1000 FEET	DECAY RATE DB PER SECOND
-10	2500	5.0	.00122	.00488	.00037	.00148	.530	1.616	1.725
-10	2500	10.0	.00224	.00899	.00068	.00274	.976	2.977	3.176
-10	2500	15.0	.00327	.01310	.00099	.00399	1.422	4.337	4.628
-10	2500	20.0	.00430	.01721	.00131	.00524	1.869	5.697	6.079
-10	2500	25.0	.00533	.02135	.00162	.00650	2.318	7.068	7.542
-10	2500	30.0	.00646	.02584	.00196	.00787	2.806	8.554	9.128
-10	2500	35.0	.00752	.03008	.00229	.00917	3.266	9.956	10.624
-10	2500	40.0	.00828	.03314	.00252	.01010	3.598	10.967	11.703
-10	2500	45.0	.00873	.03492	.00266	.01064	3.791	11.557	12.332
-10	2500	46.0	.00877	.03510	.00267	.01070	3.811	11.618	12.398
-10	2500	47.0	.00882	.03529	.00268	.01075	3.832	11.680	12.463
-10	2500	48.0	.00885	.03543	.00270	.01080	3.847	11.727	12.513
-10	2500	49.0	.00888	.03552	.00270	.01082	3.857	11.757	12.546
-10	2500	50.0	.00890	.03562	.00271	.01085	3.867	11.788	12.579
-10	2500	51.0	.00892	.03568	.00271	.01087	3.874	11.808	12.600
-10	2500	52.0	.00893	.03573	.00272	.01089	3.879	11.825	12.618
-10	2500	53.0	.00894	.03577	.00272	.01090	3.883	11.837	12.632
-10	2500	54.0	.00893	.03574	.00272	.01089	3.880	11.829	12.622
-10	2500	55.0	.00892	.03571	.00272	.01088	3.878	11.820	12.613
-10	2500	60.0	.00884	.03536	.00269	.01077	3.839	11.702	12.487
-10	2500	65.0	.00864	.03458	.00263	.01054	3.755	11.446	12.214
-10	2500	70.0	.00835	.03342	.00254	.01018	3.628	11.060	11.802
-10	2500	75.0	.00797	.03191	.00243	.00972	3.465	10.562	11.271
-10	2500	80.0	.00756	.03026	.00230	.00922	3.285	10.014	10.686
-10	2500	85.0	.00715	.02860	.00217	.00871	3.106	9.467	10.102
-10	2500	90.0	.00674	.02697	.00205	.00822	2.929	8.928	9.527
-10	2500	95.0	.00632	.02528	.00192	.00770	2.745	8.369	8.930
-10	2500	100.0	.00599	.02396	.00182	.00730	2.601	7.929	8.461

TABULATION OF DATA FOR  
 ABSORPTION OF SOUND IN AIR VERSUS PERCENT RELATIVE HUMIDITY  
 AT -10 DEGREES CENTIGRADE FOR A FREQUENCY OF 3200 HERTZ

(1)	(2)	(3)	(4)	(5)	(6)	(7)	(8)	(9)	(10)
TEMP	FREQ	REL	ATTEN	4M	ATTEN	4M	ATTEN	ATTEN	DECAY
DEGR		HUM	COEF		COEF		DB PER	DB PER	RATE
CENT	HERTZ	PER	PER	PER	PER	PER	100	1000	DB PER
		CENT	METER	METER	FOOT	FOOT	METER	FEET	SECOND
-10	3200	5.0	.00143	.00574	.00043	.00175	.624	1.902	2.029
-10	3200	10.0	.00255	.01022	.00077	.00311	1.110	3.384	3.611
-10	3200	15.0	.00367	.01470	.00112	.00448	1.596	4.867	5.193
-10	3200	20.0	.00479	.01918	.00146	.00584	2.083	6.350	6.776
-10	3200	25.0	.00591	.02366	.00180	.00721	2.569	7.832	8.358
-10	3200	30.0	.00705	.02820	.00214	.00859	3.062	9.335	9.961
-10	3200	35.0	.00828	.03314	.00252	.01010	3.598	10.967	11.703
-10	3200	40.0	.00946	.03786	.00288	.01154	4.110	12.529	13.370
-10	3200	45.0	.01039	.04159	.00316	.01267	4.516	13.765	14.688
-10	3200	46.0	.01054	.04218	.00321	.01285	4.580	13.961	14.898
-10	3200	47.0	.01067	.04270	.00325	.01301	4.637	14.133	15.081
-10	3200	48.0	.01078	.04315	.00328	.01315	4.685	14.282	15.240
-10	3200	49.0	.01090	.04360	.00332	.01329	4.734	14.430	15.398
-10	3200	50.0	.01100	.04401	.00335	.01341	4.778	14.565	15.542
-10	3200	51.0	.01108	.04435	.00338	.01352	4.816	14.680	15.664
-10	3200	52.0	.01117	.04470	.00340	.01362	4.853	14.794	15.787
-10	3200	53.0	.01125	.04500	.00342	.01371	4.886	14.895	15.894
-10	3200	54.0	.01130	.04521	.00344	.01378	4.908	14.962	15.965
-10	3200	55.0	.01135	.04541	.00346	.01384	4.930	15.029	16.037
-10	3200	60.0	.01148	.04595	.00350	.01400	4.989	15.207	16.227
-10	3200	65.0	.01149	.04598	.00350	.01401	4.992	15.217	16.237
-10	3200	70.0	.01139	.04559	.00347	.01389	4.950	15.087	16.100
-10	3200	75.0	.01121	.04485	.00341	.01367	4.870	14.844	15.839
-10	3200	80.0	.01091	.04366	.00332	.01330	4.740	14.449	15.418
-10	3200	85.0	.01054	.04218	.00321	.01285	4.580	13.961	14.897
-10	3200	90.0	.01010	.04043	.00308	.01232	4.389	13.380	14.278
-10	3200	95.0	.00965	.03862	.00294	.01177	4.193	12.782	13.640
-10	3200	100.0	.00920	.03682	.00280	.01122	3.998	12.186	13.004

TABULATION OF DATA FOR  
 ABSORPTION OF SOUND IN AIR VERSUS PERCENT RELATIVE HUMIDITY  
 AT -10 DEGREES CENTIGRADE FOR A FREQUENCY OF 4000 HERTZ

(1)	(2)	(3)	(4)	(5)	(6)	(7)	(8)	(9)	(10)
TEMP	FREQ	REL	ATTEN	4M	ATTEN	4M	ATTEN	ATTEN	DECAY
DEGR		HUM	COEF		COEF		DB PER	DB PER	RATE
CENT	HERTZ	PER	PER	PER	PER	PER	100	1000	DB PER
		CENT	METER	METER	FOOT	FOOT	METER	FEET	SECOND
-10	4000	5.0	.00170	.00681	.00051	.00207	.739	2.254	2.405
-10	4000	10.0	.00291	.01164	.00088	.00354	1.264	3.852	4.111
-10	4000	15.0	.00411	.01647	.00125	.00502	1.788	5.450	5.816
-10	4000	20.0	.00532	.02129	.00162	.00649	2.312	7.048	7.521
-10	4000	25.0	.00653	.02612	.00199	.00796	2.836	8.647	9.227
-10	4000	30.0	.00773	.03095	.00235	.00943	3.361	10.245	10.932
-10	4000	35.0	.00896	.03586	.00273	.01093	3.894	11.870	12.666
-10	4000	40.0	.01030	.04121	.00314	.01256	4.474	13.638	14.553
-10	4000	45.0	.01158	.04634	.00353	.01412	5.031	15.336	16.365
-10	4000	46.0	.01183	.04733	.00360	.01442	5.139	15.666	16.717
-10	4000	47.0	.01207	.04830	.00368	.01472	5.244	15.985	17.057
-10	4000	48.0	.01229	.04917	.00374	.01498	5.339	16.274	17.365
-10	4000	49.0	.01251	.05004	.00381	.01525	5.433	16.562	17.673
-10	4000	50.0	.01273	.05092	.00388	.01552	5.528	16.851	17.981
-10	4000	51.0	.01290	.05163	.00393	.01573	5.606	17.088	18.234
-10	4000	52.0	.01306	.05227	.00398	.01593	5.675	17.299	18.460
-10	4000	53.0	.01322	.05291	.00403	.01612	5.745	17.511	18.685
-10	4000	54.0	.01338	.05354	.00407	.01631	5.813	17.718	18.907
-10	4000	55.0	.01350	.05402	.00411	.01646	5.865	17.878	19.077
-10	4000	60.0	.01404	.05616	.00427	.01711	6.098	18.588	19.834
-10	4000	65.0	.01434	.05739	.00437	.01749	6.232	18.995	20.270
-10	4000	70.0	.01446	.05786	.00440	.01763	6.282	19.150	20.434
-10	4000	75.0	.01447	.05788	.00441	.01764	6.285	19.157	20.442
-10	4000	80.0	.01438	.05753	.00438	.01753	6.246	19.040	20.317
-10	4000	85.0	.01420	.05683	.00433	.01732	6.171	18.810	20.072
-10	4000	90.0	.01392	.05571	.00424	.01698	6.048	18.437	19.673
-10	4000	95.0	.01357	.05431	.00413	.01655	5.897	17.975	19.180
-10	4000	100.0	.01315	.05262	.00400	.01603	5.713	17.414	18.582

TABULATION OF DATA FOR  
 ABSORPTION OF SOUND IN AIR VERSUS PERCENT RELATIVE HUMIDITY  
 AT -10 DEGREES CENTIGRADE FOR A FREQUENCY OF 5000 HERTZ

(1)	(2)	(3)	(4)	(5)	(6)	(7)	(8)	(9)	(10)
TEMP	FREQ	REL	ATTEN	4M	ATTEN	4M	ATTEN	ATTEN	DECAY
DEGR		HUM	COEF		COEF		DB PER	DB PER	RATE
CENT	HERTZ	PER	PER	PER	PER	PER	100	1000	DB PER
		CENT	METER	METER	FOOT	FOOT	METER	FEET	SECOND
-10	5000	5.0	.00208	.00832	.00063	.00253	.904	2.756	2.941
-10	5000	10.0	.00338	.01355	.00103	.00413	1.472	4.486	4.787
-10	5000	15.0	.00469	.01878	.00143	.00572	2.039	6.217	6.634
-10	5000	20.0	.00600	.02401	.00182	.00731	2.607	7.947	8.480
-10	5000	25.0	.00731	.02924	.00222	.00891	3.175	9.678	10.327
-10	5000	30.0	.00861	.03447	.00262	.01050	3.742	11.408	12.173
-10	5000	35.0	.00992	.03970	.00302	.01210	4.310	13.139	14.020
-10	5000	40.0	.01125	.04502	.00343	.01372	4.888	14.899	15.898
-10	5000	45.0	.01269	.05077	.00386	.01547	5.512	16.802	17.929
-10	5000	46.0	.01298	.05193	.00395	.01582	5.638	17.187	18.340
-10	5000	47.0	.01326	.05306	.00404	.01617	5.761	17.561	18.739
-10	5000	48.0	.01354	.05419	.00412	.01651	5.884	17.935	19.138
-10	5000	49.0	.01383	.05532	.00421	.01686	6.007	18.309	19.537
-10	5000	50.0	.01411	.05644	.00430	.01720	6.128	18.680	19.933
-10	5000	51.0	.01438	.05752	.00438	.01753	6.245	19.037	20.314
-10	5000	52.0	.01465	.05860	.00446	.01786	6.363	19.394	20.695
-10	5000	53.0	.01492	.05968	.00454	.01819	6.480	19.752	21.076
-10	5000	54.0	.01518	.06075	.00462	.01851	6.596	20.107	21.455
-10	5000	55.0	.01542	.06170	.00470	.01880	6.699	20.419	21.789
-10	5000	60.0	.01648	.06594	.00502	.02009	7.159	21.823	23.287
-10	5000	65.0	.01723	.06893	.00525	.02101	7.484	22.814	24.344
-10	5000	70.0	.01778	.07112	.00541	.02167	7.722	23.538	25.117
-10	5000	75.0	.01809	.07236	.00551	.02205	7.857	23.948	25.555
-10	5000	80.0	.01822	.07289	.00555	.02221	7.914	24.124	25.743
-10	5000	85.0	.01825	.07303	.00556	.02226	7.929	24.169	25.790
-10	5000	90.0	.01819	.07276	.00554	.02217	7.900	24.081	25.697
-10	5000	95.0	.01804	.07218	.00550	.02200	7.837	23.887	25.489
-10	5000	100.0	.01782	.07131	.00543	.02173	7.742	23.600	25.183

TABULATION OF DATA FOR  
 ABSORPTION OF SOUND IN AIR VERSUS PERCENT RELATIVE HUMIDITY  
 AT -10 DEGREES CENTIGRADE FOR A FREQUENCY OF 5940 HERTZ

(1)	(2)	(3)	(4)	(5)	(6)	(7)	(8)	(9)	(10)
TEMP	FREQ	REL	ATTEN	4M	ATTEN	4M	ATTEN	ATTEN	DECAY
DEGR		HUM	COEF		COEF		DB PER	DB PER	RATE
CENT	HERTZ	PER	PER	PER	PER	PER	100	1000	DB PER
		CENT	METER	METER	FOOT	FOOT	METER	FEET	SECOND
-10	5940	5.0	.00248	.00994	.00075	.00303	1.080	3.292	3.513
-10	5940	10.0	.00388	.01552	.00118	.00473	1.685	5.137	5.482
-10	5940	15.0	.00527	.02109	.00160	.00643	2.290	6.982	7.450
-10	5940	20.0	.00666	.02667	.00203	.00812	2.895	8.826	9.418
-10	5940	25.0	.00806	.03224	.00245	.00982	3.501	10.671	11.387
-10	5940	30.0	.00945	.03781	.00288	.01152	4.106	12.516	13.355
-10	5940	35.0	.01084	.04339	.00330	.01322	4.711	14.360	15.324
-10	5940	40.0	.01224	.04896	.00373	.01492	5.316	16.205	17.292
-10	5940	45.0	.01366	.05466	.00416	.01666	5.935	18.090	19.303
-10	5940	46.0	.01395	.05581	.00425	.01701	6.059	18.471	19.710
-10	5940	47.0	.01426	.05704	.00434	.01738	6.193	18.878	20.145
-10	5940	48.0	.01457	.05830	.00444	.01777	6.330	19.295	20.589
-10	5940	49.0	.01489	.05956	.00453	.01815	6.467	19.711	21.034
-10	5940	50.0	.01520	.06082	.00463	.01853	6.603	20.128	21.478
-10	5940	51.0	.01551	.06207	.00472	.01891	6.739	20.542	21.920
-10	5940	52.0	.01581	.06327	.00482	.01928	6.870	20.941	22.346
-10	5940	53.0	.01612	.06448	.00491	.01965	7.001	21.339	22.771
-10	5940	54.0	.01642	.06568	.00500	.02002	7.132	21.738	23.196
-10	5940	55.0	.01672	.06689	.00509	.02038	7.262	22.137	23.622
-10	5940	60.0	.01816	.07267	.00553	.02215	7.890	24.050	25.663
-10	5940	65.0	.01941	.07765	.00591	.02367	8.431	25.700	27.424
-10	5940	70.0	.02030	.08123	.00618	.02475	8.819	26.882	28.686
-10	5940	75.0	.02097	.08389	.00639	.02557	9.108	27.763	29.625
-10	5940	80.0	.02145	.08580	.00653	.02615	9.316	28.395	30.300
-10	5940	85.0	.02171	.08684	.00661	.02646	9.428	28.739	30.667
-10	5940	90.0	.02183	.08735	.00665	.02662	9.484	28.909	30.848
-10	5940	95.0	.02186	.08744	.00666	.02665	9.494	28.939	30.880
-10	5940	100.0	.02179	.08716	.00664	.02656	9.463	28.845	30.780

TABULATION OF DATA FOR  
 ABSORPTION OF SOUND IN AIR VERSUS PERCENT RELATIVE HUMIDITY  
 AT -10 DEGREES CENTIGRADE FOR A FREQUENCY OF 6300 HERTZ

(1)	(2)	(3)	(4)	(5)	(6)	(7)	(8)	(9)	(10)
TEMP	FREQ	REL	ATTEN	4M	ATTEN	4M	ATTEN	ATTEN	DECAY
DEGR		HUM	COEF		COEF		DB PER	DB PER	RATE
CENT	HERTZ	PER	PER	PER	PER	PER	100	1000	DB PER
		CENT	METER	METER	FOOT	FOOT	METER	FEET	SECOND
-10	6300	5.0	.00265	.01061	.00080	.00323	1.152	3.513	3.749
-10	6300	10.0	.00407	.01631	.00124	.00497	1.771	5.398	5.760
-10	6300	15.0	.00550	.02200	.00167	.00670	2.389	7.283	7.772
-10	6300	20.0	.00692	.02770	.00211	.00844	3.008	9.168	9.783
-10	6300	25.0	.00835	.03340	.00254	.01018	3.626	11.053	11.795
-10	6300	30.0	.00977	.03909	.00297	.01191	4.245	12.938	13.806
-10	6300	35.0	.01119	.04479	.00341	.01365	4.863	14.824	15.818
-10	6300	40.0	.01262	.05048	.00384	.01538	5.481	16.709	17.830
-10	6300	45.0	.01406	.05625	.00428	.01714	6.107	18.616	19.864
-10	6300	46.0	.01435	.05742	.00437	.01750	6.235	19.005	20.280
-10	6300	47.0	.01465	.05860	.00446	.01786	6.362	19.394	20.695
-10	6300	48.0	.01494	.05978	.00455	.01822	6.490	19.783	21.110
-10	6300	49.0	.01526	.06106	.00465	.01861	6.630	20.209	21.565
-10	6300	50.0	.01558	.06235	.00475	.01900	6.769	20.635	22.019
-10	6300	51.0	.01590	.06363	.00484	.01939	6.909	21.060	22.473
-10	6300	52.0	.01623	.06492	.00494	.01978	7.049	21.486	22.927
-10	6300	53.0	.01655	.06620	.00504	.02017	7.187	21.908	23.378
-10	6300	54.0	.01685	.06743	.00513	.02055	7.321	22.315	23.812
-10	6300	55.0	.01716	.06866	.00523	.02092	7.455	22.723	24.247
-10	6300	60.0	.01867	.07468	.00569	.02276	8.109	24.716	26.374
-10	6300	65.0	.02004	.08018	.00611	.02444	8.705	26.536	28.316
-10	6300	70.0	.02113	.08455	.00644	.02577	9.180	27.983	29.860
-10	6300	75.0	.02194	.08777	.00668	.02675	9.529	29.047	30.996
-10	6300	80.0	.02255	.09020	.00687	.02749	9.794	29.853	31.856
-10	6300	85.0	.02294	.09178	.00699	.02797	9.966	30.376	32.414
-10	6300	90.0	.02315	.09261	.00705	.02822	10.055	30.649	32.705
-10	6300	95.0	.02326	.09304	.00709	.02836	10.102	30.792	32.858
-10	6300	100.0	.02324	.09297	.00708	.02833	10.094	30.768	32.832

TABULATION OF DATA FOR  
 ABSORPTION OF SOUND IN AIR VERSUS PERCENT RELATIVE HUMIDITY  
 AT -10 DEGREES CENTIGRADE FOR A FREQUENCY OF 8000 HERTZ

(1)	(2)	(3)	(4)	(5)	(6)	(7)	(8)	(9)	(10)
TEMP	FREQ	REL	ATTEN	4M	ATTEN	4M	ATTEN	ATTEN	DECAY
DEGR		HUM	COEF		COEF		DB PER	DB PER	RATE
CENT	HERTZ	PER	PER	PER	PER	PER	100	1000	DB PER
		CENT	METER	METER	FOOT	FOOT	METER	FEET	SECOND
-10	8000	5.0	.00372	.01488	.00113	.00453	1.616	4.926	5.257
-10	8000	10.0	.00545	.02183	.00166	.00665	2.371	7.227	7.711
-10	8000	15.0	.00719	.02878	.00219	.00877	3.125	9.527	10.166
-10	8000	20.0	.00893	.03573	.00272	.01089	3.880	11.827	12.621
-10	8000	25.0	.01067	.04269	.00325	.01301	4.635	14.128	15.075
-10	8000	30.0	.01241	.04964	.00378	.01513	5.389	16.428	17.530
-10	8000	35.0	.01414	.05659	.00431	.01724	6.144	18.728	19.985
-10	8000	40.0	.01588	.06354	.00484	.01936	6.899	21.029	22.439
-10	8000	45.0	.01762	.07049	.00537	.02148	7.654	23.330	24.895
-10	8000	46.0	.01798	.07193	.00548	.02192	7.809	23.805	25.401
-10	8000	47.0	.01834	.07336	.00559	.02236	7.965	24.280	25.908
-10	8000	48.0	.01870	.07480	.00569	.02279	8.121	24.754	26.415
-10	8000	49.0	.01905	.07623	.00580	.02323	8.277	25.229	26.922
-10	8000	50.0	.01941	.07767	.00591	.02367	8.433	25.706	27.431
-10	8000	51.0	.01981	.07924	.00603	.02415	8.604	26.226	27.985
-10	8000	52.0	.02020	.08081	.00615	.02463	8.774	26.745	28.539
-10	8000	53.0	.02059	.08238	.00627	.02511	8.945	27.265	29.094
-10	8000	54.0	.02098	.08395	.00639	.02559	9.115	27.784	29.648
-10	8000	55.0	.02138	.08552	.00651	.02606	9.285	28.302	30.201
-10	8000	60.0	.02325	.09303	.00708	.02835	10.100	30.787	32.852
-10	8000	65.0	.02504	.10019	.00763	.03053	10.878	33.158	35.382
-10	8000	70.0	.02661	.10644	.00811	.03244	11.557	35.228	37.591
-10	8000	75.0	.02775	.11102	.00846	.03384	12.054	36.743	39.208
-10	8000	80.0	.02862	.11449	.00872	.03489	12.430	37.889	40.431
-10	8000	85.0	.02929	.11716	.00892	.03571	12.720	38.773	41.374
-10	8000	90.0	.02967	.11871	.00904	.03618	12.889	39.288	41.924
-10	8000	95.0	.02987	.11949	.00910	.03642	12.974	39.546	42.199
-10	8000	100.0	.02998	.11993	.00913	.03655	13.021	39.690	42.352



TABULATION OF DATA FOR  
 ABSORPTION OF SOUND IN AIR VERSUS PERCENT RELATIVE HUMIDITY  
 AT -10 DEGREES CENTIGRADE FOR A FREQUENCY OF 10000 HERTZ

(1)	(2)	(3)	(4)	(5)	(6)	(7)	(8)	(9)	(10)
TEMP DEGR CENT	FREQ HERTZ	REL HUM PER CENT	ATTEN COEF PER METER	4M PER METER	ATTEN COEF PER FOOT	4M PER FOOT	ATTEN DB PER 100 METER	ATTEN DB PER 1000 FEET	DECAY RATE DB PER SECOND
-10	10000	5.0	.00527	.02108	.00160	.00642	2.289	6.979	7.447
-10	10000	10.0	.00744	.02977	.00226	.00907	3.233	9.854	10.515
-10	10000	15.0	.00961	.03846	.00293	.01172	4.176	12.729	13.583
-10	10000	20.0	.01178	.04715	.00359	.01437	5.119	15.605	16.652
-10	10000	25.0	.01396	.05584	.00425	.01702	6.063	18.480	19.720
-10	10000	30.0	.01613	.06453	.00491	.01966	7.006	21.356	22.788
-10	10000	35.0	.01830	.07322	.00557	.02231	7.949	24.231	25.857
-10	10000	40.0	.02047	.08190	.00624	.02496	8.893	27.107	28.925
-10	10000	45.0	.02265	.09060	.00690	.02761	9.836	29.983	31.994
-10	10000	46.0	.02309	.09239	.00704	.02816	10.031	30.577	32.628
-10	10000	47.0	.02354	.09418	.00717	.02870	10.226	31.170	33.261
-10	10000	48.0	.02399	.09598	.00731	.02925	10.421	31.764	33.895
-10	10000	49.0	.02444	.09777	.00745	.02980	10.616	32.358	34.528
-10	10000	50.0	.02489	.09957	.00758	.03035	10.811	32.954	35.165
-10	10000	51.0	.02538	.10154	.00773	.03094	11.024	33.603	35.857
-10	10000	52.0	.02587	.10350	.00788	.03154	11.237	34.253	36.550
-10	10000	53.0	.02636	.10546	.00803	.03214	11.450	34.902	37.243
-10	10000	54.0	.02685	.10742	.00818	.03274	11.663	35.551	37.936
-10	10000	55.0	.02734	.10938	.00833	.03334	11.876	36.199	38.627
-10	10000	60.0	.02969	.11876	.00905	.03620	12.895	39.305	41.941
-10	10000	65.0	.03193	.12772	.00973	.03892	13.867	42.268	45.103
-10	10000	70.0	.03388	.13554	.01032	.04131	14.716	44.855	47.864
-10	10000	75.0	.03531	.14126	.01076	.04305	15.337	46.750	49.886
-10	10000	80.0	.03639	.14559	.01109	.04437	15.807	48.182	51.415
-10	10000	85.0	.03723	.14893	.01134	.04539	16.170	49.288	52.594
-10	10000	90.0	.03771	.15087	.01149	.04598	16.381	49.931	53.280
-10	10000	95.0	.03796	.15185	.01157	.04628	16.487	50.253	53.624
-10	10000	100.0	.03809	.15239	.01161	.04644	16.546	50.433	53.816

TABULATION OF DATA FOR  
 ABSORPTION OF SOUND IN AIR VERSUS PERCENT RELATIVE HUMIDITY  
 AT -10 DEGREES CENTIGRADE FOR A FREQUENCY OF 12500 HERTZ

(1)	(2)	(3)	(4)	(5)	(6)	(7)	(8)	(9)	(10)
TEMP	FREQ	REL	ATTEN	4M	ATTEN	4M	ATTEN	ATTEN	DECAY
DEGR		HUM	COEF		COEF		DB PER	DB PER	RATE
CENT	HERTZ	PER	PER	PER	PER	PER	100	1000	DB PER
		CENT	METER	METER	FOOT	FOOT	METER	FEET	SECOND
-10	12500	5.0	.00755	.03023	.00230	.00921	3.282	10.006	10.677
-10	12500	10.0	.01027	.04109	.00313	.01252	4.462	13.600	14.513
-10	12500	15.0	.01298	.05195	.00395	.01583	5.641	17.195	18.348
-10	12500	20.0	.01570	.06281	.00478	.01914	6.820	20.789	22.184
-10	12500	25.0	.01842	.07368	.00561	.02245	7.999	24.383	26.019
-10	12500	30.0	.02113	.08454	.00644	.02576	9.179	27.978	29.854
-10	12500	35.0	.02385	.09540	.00726	.02907	10.358	31.572	33.690
-10	12500	40.0	.02656	.10626	.00809	.03238	11.537	35.166	37.525
-10	12500	45.0	.02928	.11712	.00892	.03570	12.717	38.762	41.362
-10	12500	46.0	.02984	.11936	.00909	.03638	12.960	39.504	42.154
-10	12500	47.0	.03040	.12161	.00926	.03706	13.203	40.246	42.945
-10	12500	48.0	.03096	.12385	.00943	.03775	13.447	40.988	43.737
-10	12500	49.0	.03152	.12609	.00960	.03843	13.690	41.730	44.529
-10	12500	50.0	.03208	.12834	.00978	.03912	13.935	42.475	45.325
-10	12500	51.0	.03270	.13080	.00996	.03986	14.201	43.287	46.191
-10	12500	52.0	.03331	.13325	.01015	.04061	14.468	44.099	47.057
-10	12500	53.0	.03392	.13570	.01034	.04136	14.734	44.910	47.923
-10	12500	54.0	.03453	.13815	.01052	.04211	15.000	45.722	48.789
-10	12500	55.0	.03515	.14060	.01071	.04285	15.266	46.531	49.653
-10	12500	60.0	.03808	.15233	.01160	.04643	16.539	50.414	53.795
-10	12500	65.0	.04088	.16352	.01246	.04984	17.755	54.118	57.748
-10	12500	70.0	.04332	.17330	.01320	.05282	18.816	57.352	61.199
-10	12500	75.0	.04511	.18045	.01375	.05500	19.593	59.720	63.726
-10	12500	80.0	.04646	.18586	.01416	.05665	20.180	61.511	65.637
-10	12500	85.0	.04751	.19004	.01448	.05792	20.633	62.892	67.111
-10	12500	90.0	.04811	.19247	.01466	.05866	20.897	63.697	67.969
-10	12500	95.0	.04842	.19368	.01475	.05903	21.029	64.099	68.399
-10	12500	100.0	.04859	.19436	.01481	.05924	21.103	64.324	68.639

TABULATION OF DATA FOR  
 ABSORPTION OF SOUND IN AIR VERSUS PERCENT RELATIVE HUMIDITY  
 AT -5 DEGREES CENTIGRADE FOR A FREQUENCY OF 125 HERTZ

(1)	(2)	(3)	(4)	(5)	(6)	(7)	(8)	(9)	(10)
TEMP DEGR CENT	FREQ HERTZ	REL HUM PER CENT	ATTEN COEF PER METER	4M PER METER	ATTEN COEF PER FOOT	4M PER FOOT	ATTEN DB PER 100 METER	ATTEN DB PER 1000 FEET	DECAY RATE DB PER SECOND
-5	125	5.0	.00047	.00191	.00014	.00058	.208	.634	.683
-5	125	10.0	.00035	.00141	.00010	.00043	.153	.467	.503
-5	125	15.0	.00022	.00090	.00006	.00027	.098	.300	.324
-5	125	20.0	.00016	.00066	.00005	.00020	.071	.219	.236
-5	125	25.0	.00013	.00052	.00003	.00015	.056	.173	.186
-5	125	30.0	.00011	.00044	.00003	.00013	.048	.148	.160
-5	125	35.0	.00010	.00040	.00003	.00012	.044	.135	.146
-5	125	40.0	.00009	.00038	.00002	.00011	.042	.128	.138
-5	125	45.0	.00009	.00037	.00002	.00011	.040	.123	.132
-5	125	46.0	.00009	.00036	.00002	.00011	.040	.122	.131
-5	125	47.0	.00009	.00036	.00002	.00011	.039	.121	.130
-5	125	48.0	.00009	.00036	.00002	.00011	.039	.120	.129
-5	125	49.0	.00009	.00036	.00002	.00011	.039	.119	.128
-5	125	50.0	.00008	.00035	.00002	.00010	.038	.118	.127
-5	125	51.0	.00008	.00035	.00002	.00010	.038	.117	.126
-5	125	52.0	.00008	.00035	.00002	.00010	.038	.116	.125
-5	125	53.0	.00008	.00035	.00002	.00010	.038	.116	.125
-5	125	54.0	.00008	.00034	.00002	.00010	.037	.115	.124
-5	125	55.0	.00008	.00034	.00002	.00010	.037	.114	.123
-5	125	60.0	.00008	.00033	.00002	.00010	.036	.110	.119
-5	125	65.0	.00008	.00032	.00002	.00009	.035	.107	.115
-5	125	70.0	.00007	.00031	.00002	.00009	.034	.104	.112
-5	125	75.0	.00007	.00030	.00002	.00009	.033	.101	.109
-5	125	80.0	.00007	.00029	.00002	.00009	.032	.098	.106
-5	125	85.0	.00007	.00029	.00002	.00008	.031	.096	.104
-5	125	90.0	.00007	.00028	.00002	.00008	.031	.094	.101
-5	125	95.0	.00007	.00028	.00002	.00008	.030	.092	.100
-5	125	100.0	.00006	.00027	.00002	.00008	.029	.091	.098

TABULATION OF DATA FOR  
 ABSORPTION OF SOUND IN AIR VERSUS PERCENT RELATIVE HUMIDITY  
 AT -5 DEGREES CENTIGRADE FOR A FREQUENCY OF 250 HERTZ

(1)	(2)	(3)	(4)	(5)	(6)	(7)	(8)	(9)	(10)
TEMP DEGR CENT	FREQ HERTZ	REL HUM PER CENT	ATTEN COEF PER METER	4M PER METER	ATTEN COEF PER FOOT	4M PER FOOT	ATTEN DB PER 100 METER	ATTEN DB PER 1000 FEET	DECAY RATE DB PER SECOND
-5	250	5.0	.00083	.00332	.00025	.00101	.361	1.101	1.187
-5	250	10.0	.00090	.00360	.00027	.00109	.391	1.193	1.285
-5	250	15.0	.00060	.00240	.00018	.00073	.261	.795	.856
-5	250	20.0	.00044	.00176	.00013	.00053	.191	.584	.629
-5	250	25.0	.00034	.00137	.00010	.00042	.149	.456	.491
-5	250	30.0	.00028	.00113	.00008	.00034	.122	.374	.403
-5	250	35.0	.00024	.00097	.00007	.00029	.106	.323	.348
-5	250	40.0	.00022	.00088	.00006	.00026	.096	.292	.315
-5	250	45.0	.00020	.00082	.00006	.00025	.089	.272	.293
-5	250	46.0	.00020	.00081	.00006	.00024	.088	.269	.290
-5	250	47.0	.00020	.00080	.00006	.00024	.087	.266	.287
-5	250	48.0	.00019	.00079	.00006	.00024	.086	.264	.285
-5	250	49.0	.00019	.00079	.00006	.00024	.086	.262	.282
-5	250	50.0	.00019	.00078	.00006	.00024	.085	.260	.280
-5	250	51.0	.00019	.00078	.00005	.00023	.084	.258	.278
-5	250	52.0	.00019	.00077	.00005	.00023	.084	.257	.277
-5	250	53.0	.00019	.00077	.00005	.00023	.083	.255	.275
-5	250	54.0	.00019	.00076	.00005	.00023	.083	.253	.273
-5	250	55.0	.00019	.00076	.00005	.00023	.082	.251	.271
-5	250	60.0	.00018	.00073	.00005	.00022	.080	.244	.263
-5	250	65.0	.00017	.00071	.00005	.00021	.077	.237	.255
-5	250	70.0	.00017	.00069	.00005	.00021	.075	.231	.248
-5	250	75.0	.00017	.00068	.00005	.00020	.073	.225	.242
-5	250	80.0	.00016	.00066	.00005	.00020	.072	.219	.236
-5	250	85.0	.00016	.00064	.00004	.00019	.070	.214	.231
-5	250	90.0	.00015	.00063	.00004	.00019	.068	.209	.225
-5	250	95.0	.00015	.00062	.00004	.00018	.067	.205	.221
-5	250	100.0	.00015	.00060	.00004	.00018	.065	.201	.216

TABULATION OF DATA FOR  
 ABSORPTION OF SOUND IN AIR VERSUS PERCENT RELATIVE HUMIDITY  
 AT -5 DEGREES CENTIGRADE FOR A FREQUENCY OF 500 HERTZ

(1)	(2)	(3)	(4)	(5)	(6)	(7)	(8)	(9)	(10)
TEMP DEGR CENT	FREQ HERTZ	REL HUM PER CENT	ATTEN COEF PER METER	4M PER METER	ATTEN COEF PER FOOT	4M PER FOOT	ATTEN DB PER 100 METER	ATTEN DB PER 1000 FEET	DECAY RATE DB PER SECOND
-5	500	5.0	.00106	.00427	.00032	.00130	.464	1.414	1.523
-5	500	10.0	.00192	.00769	.00058	.00234	.835	2.547	2.743
-5	500	15.0	.00183	.00733	.00055	.00223	.796	2.428	2.615
-5	500	20.0	.00141	.00567	.00043	.00172	.615	1.877	2.022
-5	500	25.0	.00110	.00443	.00033	.00135	.481	1.468	1.582
-5	500	30.0	.00091	.00365	.00027	.00111	.397	1.210	1.303
-5	500	35.0	.00076	.00306	.00023	.00093	.333	1.015	1.093
-5	500	40.0	.00066	.00266	.00020	.00081	.289	.883	.951
-5	500	45.0	.00058	.00234	.00017	.00071	.254	.775	.835
-5	500	46.0	.00057	.00229	.00017	.00069	.248	.758	.816
-5	500	47.0	.00056	.00224	.00017	.00068	.243	.742	.799
-5	500	48.0	.00054	.00219	.00016	.00066	.238	.726	.782
-5	500	49.0	.00053	.00215	.00016	.00065	.233	.712	.768
-5	500	50.0	.00052	.00211	.00016	.00064	.229	.699	.753
-5	500	51.0	.00051	.00207	.00015	.00063	.225	.687	.740
-5	500	52.0	.00051	.00204	.00015	.00062	.221	.676	.728
-5	500	53.0	.00050	.00200	.00015	.00061	.217	.664	.715
-5	500	54.0	.00049	.00197	.00015	.00060	.213	.651	.702
-5	500	55.0	.00048	.00193	.00014	.00058	.210	.640	.689
-5	500	60.0	.00045	.00181	.00013	.00055	.196	.600	.646
-5	500	65.0	.00043	.00173	.00013	.00052	.188	.573	.617
-5	500	70.0	.00041	.00165	.00012	.00050	.179	.548	.590
-5	500	75.0	.00040	.00160	.00012	.00048	.174	.531	.572
-5	500	80.0	.00039	.00157	.00011	.00047	.170	.519	.560
-5	500	85.0	.00038	.00153	.00011	.00046	.166	.508	.547
-5	500	90.0	.00037	.00150	.00011	.00045	.163	.498	.536
-5	500	95.0	.00036	.00147	.00011	.00045	.160	.488	.526
-5	500	100.0	.00036	.00145	.00011	.00044	.157	.479	.516

TABULATION OF DATA FOR  
 ABSORPTION OF SOUND IN AIR VERSUS PERCENT RELATIVE HUMIDITY  
 AT -5 DEGREES CENTIGRADE FOR A FREQUENCY OF 1000 HERTZ

(1)	(2)	(3)	(4)	(5)	(6)	(7)	(8)	(9)	(10)
TEMP	FREQ	REL	ATTEN	4M	ATTEN	4M	ATTEN	ATTEN	DECAY
DEGR		HUM	COEF		COEF		DB PER	DB PER	RATE
CENT	HERTZ	PER	PER	PER	PER	PER	100	1000	DB PER
		CENT	METER	METER	FOOT	FOOT	METER	FEET	SECOND
-5	1000	5.0	.00135	.00541	.00041	.00164	.587	1.791	1.929
-5	1000	10.0	.00271	.01084	.00082	.00330	1.177	3.589	3.866
-5	1000	15.0	.00377	.01511	.00115	.00460	1.640	5.000	5.386
-5	1000	20.0	.00391	.01564	.00119	.00476	1.698	5.176	5.576
-5	1000	25.0	.00360	.01441	.00109	.00439	1.564	4.769	5.137
-5	1000	30.0	.00307	.01230	.00093	.00375	1.336	4.072	4.387
-5	1000	35.0	.00258	.01035	.00078	.00315	1.123	3.425	3.690
-5	1000	40.0	.00224	.00897	.00068	.00273	.974	2.969	3.198
-5	1000	45.0	.00198	.00795	.00060	.00242	.863	2.631	2.834
-5	1000	46.0	.00193	.00775	.00059	.00236	.842	2.567	2.765
-5	1000	47.0	.00189	.00757	.00057	.00231	.822	2.508	2.701
-5	1000	48.0	.00185	.00740	.00056	.00225	.803	2.450	2.639
-5	1000	49.0	.00180	.00723	.00055	.00220	.785	2.393	2.578
-5	1000	50.0	.00176	.00706	.00053	.00215	.766	2.337	2.517
-5	1000	51.0	.00172	.00689	.00052	.00210	.748	2.281	2.457
-5	1000	52.0	.00168	.00674	.00051	.00205	.732	2.233	2.405
-5	1000	53.0	.00165	.00661	.00050	.00201	.717	2.188	2.356
-5	1000	54.0	.00161	.00647	.00049	.00197	.703	2.142	2.308
-5	1000	55.0	.00158	.00634	.00048	.00193	.688	2.098	2.260
-5	1000	60.0	.00144	.00578	.00044	.00176	.627	1.914	2.061
-5	1000	65.0	.00133	.00532	.00040	.00162	.578	1.763	1.899
-5	1000	70.0	.00122	.00491	.00037	.00149	.533	1.625	1.751
-5	1000	75.0	.00114	.00457	.00034	.00139	.496	1.514	1.631
-5	1000	80.0	.00107	.00430	.00032	.00131	.467	1.424	1.534
-5	1000	85.0	.00102	.00408	.00031	.00124	.443	1.351	1.455
-5	1000	90.0	.00096	.00387	.00029	.00118	.420	1.282	1.381
-5	1000	95.0	.00093	.00372	.00028	.00113	.403	1.231	1.326
-5	1000	100.0	.00090	.00361	.00027	.00110	.392	1.195	1.287

TABULATION OF DATA FOR  
 ABSORPTION OF SOUND IN AIR VERSUS PERCENT RELATIVE HUMIDITY  
 AT -5 DEGREES CENTIGRADE FOR A FREQUENCY OF 2000 HERTZ

(1)	(2)	(3)	(4)	(5)	(6)	(7)	(8)	(9)	(10)
TEMP	FREQ	REL	ATTEN	4M	ATTEN	4M	ATTEN	ATTEN	DECAY
DEGR		HUM	COEF		COEF		DB PER	DB PER	RATE
CENT	HERTZ	PER	PER	PER	PER	PER	100	1000	DB PER
		CENT	METER	METER	FOOT	FOOT	METER	FEET	SECOND
-5	2000	5.0	.00174	.00698	.00053	.00212	.758	2.310	2.488
-5	2000	10.0	.00336	.01345	.00102	.00409	1.460	4.451	4.795
-5	2000	15.0	.00499	.01999	.00152	.00609	2.170	6.615	7.126
-5	2000	20.0	.00671	.02684	.00204	.00818	2.915	8.885	9.571
-5	2000	25.0	.00768	.03072	.00234	.00936	3.335	10.167	10.952
-5	2000	30.0	.00792	.03170	.00241	.00966	3.442	10.493	11.303
-5	2000	35.0	.00778	.03114	.00237	.00949	3.381	10.307	11.103
-5	2000	40.0	.00736	.02946	.00224	.00898	3.198	9.750	10.502
-5	2000	45.0	.00673	.02695	.00205	.00821	2.926	8.920	9.608
-5	2000	46.0	.00660	.02643	.00201	.00805	2.869	8.747	9.422
-5	2000	47.0	.00647	.02591	.00197	.00789	2.813	8.574	9.236
-5	2000	48.0	.00634	.02539	.00193	.00773	2.756	8.402	9.051
-5	2000	49.0	.00621	.02487	.00189	.00758	2.701	8.233	8.868
-5	2000	50.0	.00609	.02436	.00185	.00742	2.645	8.064	8.686
-5	2000	51.0	.00596	.02385	.00181	.00727	2.589	7.893	8.503
-5	2000	52.0	.00583	.02332	.00177	.00710	2.532	7.717	8.313
-5	2000	53.0	.00569	.02278	.00173	.00694	2.474	7.541	8.123
-5	2000	54.0	.00556	.02227	.00169	.00678	2.418	7.372	7.941
-5	2000	55.0	.00546	.02185	.00166	.00666	2.373	7.234	7.792
-5	2000	60.0	.00497	.01988	.00151	.00606	2.158	6.580	7.087
-5	2000	65.0	.00457	.01830	.00139	.00557	1.987	6.058	6.525
-5	2000	70.0	.00425	.01702	.00129	.00518	1.848	5.632	6.067
-5	2000	75.0	.00395	.01580	.00120	.00481	1.716	5.231	5.635
-5	2000	80.0	.00368	.01473	.00112	.00449	1.599	4.876	5.252
-5	2000	85.0	.00343	.01374	.00104	.00418	1.492	4.548	4.900
-5	2000	90.0	.00322	.01291	.00098	.00393	1.402	4.274	4.604
-5	2000	95.0	.00305	.01221	.00093	.00372	1.325	4.041	4.352
-5	2000	100.0	.00289	.01159	.00088	.00353	1.258	3.836	4.132

TABULATION OF DATA FOR  
 ABSORPTION OF SOUND IN AIR VERSUS PERCENT RELATIVE HUMIDITY  
 AT -5 DEGREES CENTIGRADE FOR A FREQUENCY OF 2500 HERTZ

(1)	(2)	(3)	(4)	(5)	(6)	(7)	(8)	(9)	(10)
TEMP DEGR CENT	FREQ HERTZ	REL HUM PER CENT	ATTEN COEF PER METER	4M PER METER	ATTEN COEF PER FOOT	4M PER FOOT	ATTEN DB PER 100 METER	ATTEN DB PER 1000 FEET	DECAY RATE DB PER SECOND
-5	2500	5.0	.00192	.00770	.00058	.00234	.836	2.551	2.747
-5	2500	10.0	.00365	.01461	.00111	.00445	1.587	4.837	5.210
-5	2500	15.0	.00538	.02152	.00164	.00656	2.337	7.123	7.673
-5	2500	20.0	.00722	.02890	.00220	.00881	3.138	9.566	10.305
-5	2500	25.0	.00888	.03553	.00270	.01083	3.858	11.760	12.668
-5	2500	30.0	.00972	.03890	.00296	.01185	4.223	12.874	13.868
-5	2500	35.0	.00995	.03980	.00303	.01213	4.321	13.171	14.188
-5	2500	40.0	.00982	.03929	.00299	.01197	4.266	13.005	14.009
-5	2500	45.0	.00944	.03776	.00287	.01151	4.100	12.498	13.463
-5	2500	46.0	.00933	.03735	.00284	.01138	4.055	12.362	13.316
-5	2500	47.0	.00922	.03690	.00281	.01124	4.007	12.214	13.157
-5	2500	48.0	.00910	.03641	.00277	.01109	3.953	12.050	12.980
-5	2500	49.0	.00897	.03590	.00273	.01094	3.897	11.880	12.797
-5	2500	50.0	.00883	.03534	.00269	.01077	3.837	11.696	12.599
-5	2500	51.0	.00869	.03478	.00265	.01060	3.776	11.512	12.400
-5	2500	52.0	.00855	.03422	.00260	.01043	3.716	11.327	12.201
-5	2500	53.0	.00841	.03367	.00256	.01026	3.655	11.143	12.003
-5	2500	54.0	.00827	.03311	.00252	.01009	3.595	10.958	11.804
-5	2500	55.0	.00813	.03255	.00248	.00992	3.534	10.774	11.606
-5	2500	60.0	.00745	.02980	.00227	.00908	3.236	9.863	10.624
-5	2500	65.0	.00680	.02720	.00207	.00829	2.954	9.004	9.699
-5	2500	70.0	.00627	.02509	.00191	.00764	2.724	8.305	8.946
-5	2500	75.0	.00584	.02338	.00178	.00712	2.538	7.737	8.334
-5	2500	80.0	.00548	.02195	.00167	.00669	2.383	7.265	7.826
-5	2500	85.0	.00515	.02062	.00157	.00628	2.239	6.826	7.353
-5	2500	90.0	.00485	.01940	.00147	.00591	2.106	6.421	6.916
-5	2500	95.0	.00456	.01827	.00139	.00557	1.984	6.048	6.515
-5	2500	100.0	.00431	.01725	.00131	.00525	1.873	5.709	6.150



TABULATION OF DATA FOR  
 ABSORPTION OF SOUND IN AIR VERSUS PERCENT RELATIVE HUMIDITY  
 AT -5 DEGREES CENTIGRADE FOR A FREQUENCY OF 3200 HERTZ

(1)	(2)	(3)	(4)	(5)	(6)	(7)	(8)	(9)	(10)
TEMP	FREQ	REL	ATTEN	4M	ATTEN	4M	ATTEN	ATTEN	DECAY
DEGR		HUM	COEF		COEF		DB PER	DB PER	RATE
CENT	HERTZ	PER	PER	PER	PER	PER	100	1000	DB PER
		CENT	METER	METER	FOOT	FOOT	METER	FEET	SECOND
-5	3200	5.0	.00221	.00886	.00067	.00270	4.962	2.932	3.158
-5	3200	10.0	.00410	.01640	.00125	.00500	1.781	5.430	5.849
-5	3200	15.0	.00598	.02395	.00182	.00730	2.601	7.928	8.540
-5	3200	20.0	.00789	.03158	.00240	.00962	3.429	10.452	11.258
-5	3200	25.0	.00995	.03982	.00303	.01213	4.323	13.179	14.196
-5	3200	30.0	.01162	.04648	.00354	.01417	5.047	15.385	16.572
-5	3200	35.0	.01250	.05003	.00381	.01525	5.432	16.558	17.836
-5	3200	40.0	.01278	.05113	.00389	.01558	5.551	16.922	18.228
-5	3200	45.0	.01273	.05094	.00388	.01552	5.531	16.858	18.160
-5	3200	46.0	.01268	.05075	.00386	.01547	5.510	16.797	18.094
-5	3200	47.0	.01264	.05056	.00385	.01541	5.489	16.733	18.024
-5	3200	48.0	.01258	.05032	.00383	.01533	5.464	16.654	17.940
-5	3200	49.0	.01252	.05008	.00381	.01526	5.437	16.574	17.853
-5	3200	50.0	.01243	.04972	.00378	.01515	5.398	16.455	17.725
-5	3200	51.0	.01233	.04933	.00375	.01503	5.356	16.326	17.586
-5	3200	52.0	.01223	.04892	.00372	.01491	5.312	16.191	17.440
-5	3200	53.0	.01212	.04851	.00369	.01478	5.267	16.054	17.293
-5	3200	54.0	.01201	.04804	.00366	.01464	5.216	15.900	17.127
-5	3200	55.0	.01188	.04755	.00362	.01449	5.163	15.739	16.953
-5	3200	60.0	.01116	.04465	.00340	.01361	4.848	14.778	15.919
-5	3200	65.0	.01040	.04161	.00317	.01268	4.518	13.771	14.834
-5	3200	70.0	.00965	.03861	.00294	.01177	4.192	12.779	13.765
-5	3200	75.0	.00891	.03567	.00271	.01087	3.873	11.805	12.716
-5	3200	80.0	.00832	.03331	.00253	.01015	3.616	11.024	11.875
-5	3200	85.0	.00781	.03124	.00238	.00952	3.392	10.339	11.137
-5	3200	90.0	.00737	.02948	.00224	.00898	3.201	9.757	10.510
-5	3200	95.0	.00700	.02801	.00213	.00853	3.041	9.271	9.986
-5	3200	100.0	.00664	.02657	.00202	.00809	2.885	8.794	9.472

TABULATION OF DATA FOR  
 ABSORPTION OF SOUND IN AIR VERSUS PERCENT RELATIVE HUMIDITY  
 AT -5 DEGREES CENTIGRADE FOR A FREQUENCY OF 4000 HERTZ

(1)	(2)	(3)	(4)	(5)	(6)	(7)	(8)	(9)	(10)
TEMP	FREQ	REL	ATTEN	4M	ATTEN	4M	ATTEN	ATTEN	DECAY
DEGR		HUM	CØEF		CØEF		DB PER	DB PER	RATE
CENT	HERTZ	PER	PER	PER	PER	PER	100	1000	DB PER
		CENT	METER	METER	FOOT	FOOT	METER	FEET	SECOND
-5	4000	5.0	.00254	.01017	.00077	.00310	1.104	3.367	3.627
-5	4000	10.0	.00457	.01830	.00139	.00557	1.987	6.057	6.524
-5	4000	15.0	.00660	.02643	.00201	.00805	2.869	8.747	9.422
-5	4000	20.0	.00863	.03455	.00263	.01053	3.752	11.436	12.319
-5	4000	25.0	.01076	.04306	.00328	.01312	4.675	14.251	15.351
-5	4000	30.0	.01295	.05182	.00394	.01579	5.626	17.151	18.475
-5	4000	35.0	.01467	.05870	.00447	.01789	6.373	19.427	20.926
-5	4000	40.0	.01564	.06259	.00477	.01908	6.796	20.716	22.315
-5	4000	45.0	.01603	.06415	.00488	.01955	6.965	21.232	22.871
-5	4000	46.0	.01607	.06428	.00489	.01959	6.979	21.272	22.914
-5	4000	47.0	.01609	.06438	.00490	.01962	6.990	21.307	22.952
-5	4000	48.0	.01610	.06442	.00490	.01963	6.995	21.321	22.967
-5	4000	49.0	.01609	.06437	.00490	.01962	6.989	21.304	22.948
-5	4000	50.0	.01608	.06432	.00490	.01960	6.983	21.286	22.929
-5	4000	51.0	.01605	.06421	.00489	.01957	6.972	21.251	22.892
-5	4000	52.0	.01602	.06411	.00488	.01954	6.960	21.217	22.854
-5	4000	53.0	.01598	.06393	.00487	.01948	6.942	21.160	22.793
-5	4000	54.0	.01593	.06372	.00485	.01942	6.919	21.090	22.718
-5	4000	55.0	.01587	.06350	.00483	.01935	6.895	21.016	22.638
-5	4000	60.0	.01543	.06172	.00470	.01881	6.702	20.428	22.005
-5	4000	65.0	.01479	.05919	.00451	.01804	6.427	19.590	21.102
-5	4000	70.0	.01400	.05600	.00426	.01707	6.080	18.534	19.965
-5	4000	75.0	.01318	.05272	.00401	.01607	5.724	17.449	18.796
-5	4000	80.0	.01237	.04950	.00377	.01508	5.374	16.382	17.646
-5	4000	85.0	.01154	.04618	.00351	.01407	5.014	15.283	16.463
-5	4000	90.0	.01086	.04346	.00331	.01324	4.718	14.383	15.493
-5	4000	95.0	.01025	.04102	.00312	.01250	4.453	13.575	14.623
-5	4000	100.0	.00972	.03891	.00296	.01186	4.224	12.877	13.871

TABULATION OF DATA FOR  
 ABSORPTION OF SOUND IN AIR VERSUS PERCENT RELATIVE HUMIDITY  
 AT -5 DEGREES CENTIGRADE FOR A FREQUENCY OF 5000 HERTZ

(1)	(2)	(3)	(4)	(5)	(6)	(7)	(8)	(9)	(10)
TEMP DEGR CENT	FREQ HERTZ	REL HUM PER CENT	ATTEN COEF PER METER	4M PER METER	ATTEN COEF PER FOOT	4M PER FOOT	ATTEN DB PER 100 METER	ATTEN DB PER 1000 FEET	DECAY RATE DB PER SECOND
-5	5000	5.0	.00299	.01199	.00091	.00365	1.302	3.968	4.275
-5	5000	10.0	.00519	.02078	.00158	.00633	2.256	6.878	7.409
-5	5000	15.0	.00739	.02957	.00225	.00901	3.211	9.788	10.544
-5	5000	20.0	.00959	.03837	.00292	.01169	4.166	12.698	13.678
-5	5000	25.0	.01179	.04717	.00359	.01437	5.122	15.613	16.818
-5	5000	30.0	.01416	.05667	.00431	.01727	6.153	18.757	20.205
-5	5000	35.0	.01650	.06603	.00503	.02012	7.169	21.852	23.539
-5	5000	40.0	.01837	.07350	.00560	.02240	7.980	24.326	26.203
-5	5000	45.0	.01951	.07805	.00594	.02379	8.475	25.832	27.826
-5	5000	46.0	.01968	.07873	.00599	.02399	8.549	26.058	28.069
-5	5000	47.0	.01983	.07934	.00604	.02418	8.615	26.259	28.286
-5	5000	48.0	.01993	.07974	.00607	.02430	8.658	26.391	28.428
-5	5000	49.0	.02003	.08014	.00610	.02442	8.701	26.522	28.569
-5	5000	50.0	.02011	.08044	.00612	.02451	8.733	26.621	28.676
-5	5000	51.0	.02015	.08063	.00614	.02457	8.755	26.687	28.746
-5	5000	52.0	.02020	.08083	.00615	.02463	8.777	26.752	28.817
-5	5000	53.0	.02024	.08097	.00617	.02468	8.791	26.797	28.865
-5	5000	54.0	.02027	.08108	.00617	.02471	8.803	26.834	28.906
-5	5000	55.0	.02030	.08120	.00618	.02474	8.816	26.872	28.946
-5	5000	60.0	.02019	.08078	.00615	.02462	8.771	26.736	28.799
-5	5000	65.0	.01990	.07961	.00606	.02426	8.643	26.346	28.380
-5	5000	70.0	.01936	.07747	.00590	.02361	8.412	25.640	27.619
-5	5000	75.0	.01867	.07470	.00569	.02277	8.111	24.722	26.631
-5	5000	80.0	.01781	.07127	.00543	.02172	7.738	23.587	25.407
-5	5000	85.0	.01693	.06772	.00516	.02064	7.353	22.413	24.143
-5	5000	90.0	.01605	.06421	.00489	.01957	6.971	21.249	22.889
-5	5000	95.0	.01517	.06069	.00462	.01849	6.589	20.085	21.636
-5	5000	100.0	.01430	.05723	.00436	.01744	6.214	18.940	20.402

TABULATION OF DATA FOR  
 ABSORPTION OF SOUND IN AIR VERSUS PERCENT RELATIVE HUMIDITY  
 AT -5 DEGREES CENTIGRADE FOR A FREQUENCY OF 5940 HERTZ

(1)	(2)	(3)	(4)	(5)	(6)	(7)	(8)	(9)	(10)
TEMP	FREQ	REL	ATTEN	4M	ATTEN	4M	ATTEN	ATTEN	DECAY
DEGR		HUM	COEF		COEF		DB PER	DB PER	RATE
CENT	HERTZ	PER	PER	PER	PER	PER	100	1000	DB PER
		CENT	METER	METER	FOOT	FOOT	METER	FEET	SECOND
-5	5940	5.0	.00344	.01378	.00105	.00420	1.496	4.561	4.913
-5	5940	10.0	.00576	.02304	.00175	.00702	2.502	7.627	8.216
-5	5940	15.0	.00807	.03231	.00246	.00984	3.508	10.694	11.519
-5	5940	20.0	.01039	.04158	.00316	.01267	4.514	13.761	14.823
-5	5940	25.0	.01271	.05084	.00387	.01549	5.520	16.827	18.126
-5	5940	30.0	.01505	.06023	.00459	.01836	6.540	19.935	21.474
-5	5940	35.0	.01761	.07044	.00536	.02147	7.648	23.312	25.111
-5	5940	40.0	.02005	.08020	.00611	.02444	8.708	26.542	28.591
-5	5940	45.0	.02198	.08792	.00670	.02680	9.546	29.099	31.345
-5	5940	46.0	.02228	.08915	.00679	.02717	9.679	29.504	31.782
-5	5940	47.0	.02255	.09023	.00687	.02750	9.796	29.860	32.165
-5	5940	48.0	.02278	.09115	.00694	.02778	9.897	30.167	32.495
-5	5940	49.0	.02302	.09208	.00701	.02806	9.997	30.474	32.826
-5	5940	50.0	.02323	.09292	.00708	.02832	10.089	30.753	33.126
-5	5940	51.0	.02341	.09364	.00713	.02854	10.167	30.990	33.382
-5	5940	52.0	.02359	.09436	.00719	.02876	10.245	31.227	33.638
-5	5940	53.0	.02374	.09498	.00723	.02895	10.313	31.435	33.862
-5	5940	54.0	.02385	.09540	.00727	.02908	10.358	31.574	34.011
-5	5940	55.0	.02395	.09582	.00730	.02920	10.404	31.712	34.160
-5	5940	60.0	.02423	.09694	.00738	.02954	10.525	32.081	34.557
-5	5940	65.0	.02425	.09700	.00739	.02956	10.531	32.101	34.579
-5	5940	70.0	.02404	.09619	.00732	.02931	10.444	31.834	34.291
-5	5940	75.0	.02366	.09466	.00721	.02885	10.278	31.329	33.748
-5	5940	80.0	.02305	.09220	.00702	.02810	10.010	30.513	32.868
-5	5940	85.0	.02228	.08915	.00679	.02717	9.679	29.503	31.780
-5	5940	90.0	.02138	.08552	.00651	.02606	9.285	28.302	30.487
-5	5940	95.0	.02044	.08178	.00623	.02492	8.879	27.066	29.155
-5	5940	100.0	.01951	.07806	.00594	.02379	8.475	25.833	27.827

TABULATION OF DATA FOR  
 ABSORPTION OF SOUND IN AIR VERSUS PERCENT RELATIVE HUMIDITY  
 AT -5 DEGREES CENTIGRADE FOR A FREQUENCY OF 6300 HERTZ

(1)	(2)	(3)	(4)	(5)	(6)	(7)	(8)	(9)	(10)
TEMP	FREQ	REL	ATTEN	4M	ATTEN	4M	ATTEN	ATTEN	DECAY
DEGR	HERTZ	HUM	COEF		COEF		DB PER	DB PER	RATE
CENT		PER	PER	PER	PER	PER	100	1000	DB PER
		CENT	METER	METER	FOOT	FOOT	METER	FEET	SECOND
-5	6300	5.0	.00365	.01460	.00111	.00445	1.585	4.832	5.204
-5	6300	10.0	.00603	.02412	.00183	.00735	2.619	7.982	8.599
-5	6300	15.0	.00841	.03364	.00256	.01025	3.652	11.133	11.993
-5	6300	20.0	.01079	.04316	.00328	.01315	4.686	14.284	15.387
-5	6300	25.0	.01317	.05268	.00401	.01605	5.720	17.435	18.781
-5	6300	30.0	.01556	.06227	.00474	.01898	6.761	20.610	22.201
-5	6300	35.0	.01816	.07265	.00553	.02214	7.889	24.046	25.902
-5	6300	40.0	.02070	.08281	.00631	.02524	8.992	27.408	29.523
-5	6300	45.0	.02292	.09171	.00698	.02795	9.958	30.353	32.696
-5	6300	46.0	.02324	.09297	.00708	.02834	10.095	30.770	33.145
-5	6300	47.0	.02355	.09423	.00718	.02872	10.231	31.187	33.594
-5	6300	48.0	.02387	.09549	.00727	.02910	10.368	31.604	34.043
-5	6300	49.0	.02411	.09644	.00734	.02939	10.472	31.919	34.382
-5	6300	50.0	.02435	.09740	.00742	.02968	10.575	32.234	34.722
-5	6300	51.0	.02458	.09835	.00749	.02997	10.678	32.549	35.061
-5	6300	52.0	.02478	.09913	.00755	.03021	10.763	32.807	35.339
-5	6300	53.0	.02496	.09987	.00761	.03044	10.843	33.051	35.602
-5	6300	54.0	.02515	.10060	.00766	.03066	10.923	33.295	35.865
-5	6300	55.0	.02529	.10116	.00770	.03083	10.983	33.478	36.062
-5	6300	60.0	.02569	.10279	.00783	.03133	11.160	34.019	36.644
-5	6300	65.0	.02582	.10329	.00787	.03148	11.215	34.185	36.824
-5	6300	70.0	.02570	.10281	.00783	.03133	11.163	34.027	36.653
-5	6300	75.0	.02538	.10155	.00773	.03095	11.026	33.608	36.202
-5	6300	80.0	.02485	.09942	.00757	.03030	10.795	32.905	35.444
-5	6300	85.0	.02416	.09665	.00736	.02945	10.494	31.986	34.455
-5	6300	90.0	.02330	.09322	.00710	.02841	10.121	30.851	33.233
-5	6300	95.0	.02234	.08938	.00681	.02724	9.705	29.581	31.864
-5	6300	100.0	.02138	.08554	.00651	.02607	9.288	28.310	30.496

TABULATION OF DATA FOR  
 ABSORPTION OF SOUND IN AIR VERSUS PERCENT RELATIVE HUMIDITY  
 AT -5 DEGREES CENTIGRADE FOR A FREQUENCY OF 8000 HERTZ

(1)	(2)	(3)	(4)	(5)	(6)	(7)	(8)	(9)	(10)
TEMP DEGR CENT	FREQ HERTZ	REL HUM PER CENT	ATTEN COEF PER METER	4M PER METER	ATTEN COEF PER FOOT	4M PER. FOOT	ATTEN DB PER 100 METER	ATTEN DB PER 1000 FEET	DECAY RATE DB PER SECOND
-5	8000	5.0	.00463	.01854	.00141	.00565	2.013	6.137	6.611
-5	8000	10.0	.00723	.02893	.00220	.00881	3.141	9.574	10.313
-5	8000	15.0	.00982	.03931	.00299	.01198	4.268	13.011	14.016
-5	8000	20.0	.01242	.04970	.00378	.01514	5.396	16.449	17.718
-5	8000	25.0	.01502	.06009	.00457	.01831	6.524	19.886	21.421
-5	8000	30.0	.01761	.07047	.00537	.02148	7.651	23.323	25.123
-5	8000	35.0	.02024	.08096	.00616	.02467	8.790	26.793	28.861
-5	8000	40.0	.02305	.09223	.00702	.02811	10.014	30.524	32.880
-5	8000	45.0	.02588	.10352	.00788	.03155	11.240	34.261	36.905
-5	8000	46.0	.02641	.10567	.00805	.03220	11.473	34.970	37.669
-5	8000	47.0	.02695	.10781	.00821	.03286	11.706	35.680	38.434
-5	8000	48.0	.02748	.10995	.00837	.03351	11.938	36.389	39.198
-5	8000	49.0	.02798	.11194	.00853	.03412	12.154	37.048	39.908
-5	8000	50.0	.02845	.11382	.00867	.03469	12.358	37.669	40.576
-5	8000	51.0	.02892	.11570	.00881	.03526	12.562	38.290	41.245
-5	8000	52.0	.02939	.11757	.00895	.03583	12.766	38.911	41.914
-5	8000	53.0	.02975	.11902	.00906	.03627	12.923	39.390	42.431
-5	8000	54.0	.03010	.12040	.00917	.03669	13.072	39.845	42.920
-5	8000	55.0	.03044	.12177	.00927	.03711	13.221	40.300	43.410
-5	8000	60.0	.03179	.12716	.00969	.03876	13.807	42.084	45.332
-5	8000	65.0	.03265	.13062	.00995	.03981	14.182	43.229	46.565
-5	8000	70.0	.03306	.13227	.01007	.04031	14.362	43.776	47.155
-5	8000	75.0	.03323	.13292	.01012	.04051	14.432	43.990	47.386
-5	8000	80.0	.03311	.13247	.01009	.04037	14.383	43.840	47.224
-5	8000	85.0	.03284	.13139	.01001	.04004	14.266	43.483	46.839
-5	8000	90.0	.03241	.12964	.00987	.03951	14.076	42.904	46.215
-5	8000	95.0	.03172	.12690	.00966	.03867	13.778	41.996	45.237
-5	8000	100.0	.03093	.12373	.00942	.03771	13.434	40.949	44.109

TABULATION OF DATA FOR  
 ABSORPTION OF SOUND IN AIR VERSUS PERCENT RELATIVE HUMIDITY  
 AT -5 DEGREES CENTIGRADE FOR A FREQUENCY OF 10000 HERTZ

(1)	(2)	(3)	(4)	(5)	(6)	(7)	(8)	(9)	(10)
TEMP DEGR CENT	FREQ HERTZ	REL HUM PER CENT	ATTEN COEF PER METER	4M PER METER	ATTEN COEF PER FOOT	4M PER FOOT	ATTEN DB PER 100 METER	ATTEN DB PER 1000 FEET	DECAY RATE DB PER SECOND
-5	10000	5.0	.00602	.02408	.00183	.00734	2.615	7.971	8.586
-5	10000	10.0	.00884	.03537	.00269	.01078	3.840	11.705	12.609
-5	10000	15.0	.01166	.04665	.00355	.01422	5.065	15.440	16.632
-5	10000	20.0	.01448	.05794	.00441	.01766	6.291	19.175	20.655
-5	10000	25.0	.01730	.06922	.00527	.02110	7.516	22.910	24.679
-5	10000	30.0	.02012	.08051	.00613	.02454	8.741	26.645	28.702
-5	10000	35.0	.02295	.09180	.00699	.02798	9.967	30.380	32.725
-5	10000	40.0	.02579	.10319	.00786	.03145	11.204	34.150	36.786
-5	10000	45.0	.02882	.11531	.00878	.03514	12.519	38.161	41.106
-5	10000	46.0	.02946	.11785	.00898	.03592	12.796	39.004	42.015
-5	10000	47.0	.03010	.12040	.00917	.03670	13.073	39.847	42.923
-5	10000	48.0	.03071	.12286	.00936	.03744	13.339	40.660	43.798
-5	10000	49.0	.03132	.12530	.00954	.03819	13.604	41.467	44.667
-5	10000	50.0	.03193	.12774	.00973	.03893	13.869	42.274	45.537
-5	10000	51.0	.03254	.13017	.00991	.03967	14.134	43.081	46.406
-5	10000	52.0	.03313	.13255	.01010	.04040	14.392	43.868	47.253
-5	10000	53.0	.03372	.13488	.01027	.04111	14.645	44.639	48.084
-5	10000	54.0	.03430	.13721	.01045	.04182	14.898	45.410	48.915
-5	10000	55.0	.03488	.13954	.01063	.04253	15.151	46.181	49.745
-5	10000	60.0	.03748	.14993	.01142	.04570	16.279	49.620	53.450
-5	10000	65.0	.03928	.15713	.01197	.04789	17.061	52.003	56.017
-5	10000	70.0	.04060	.16241	.01237	.04950	17.634	53.749	57.898
-5	10000	75.0	.04149	.16599	.01264	.05059	18.023	54.935	59.175
-5	10000	80.0	.04195	.16781	.01278	.05115	18.220	55.536	59.823
-5	10000	85.0	.04217	.16869	.01285	.05141	18.316	55.829	60.138
-5	10000	90.0	.04212	.16848	.01283	.05135	18.293	55.758	60.062
-5	10000	95.0	.04191	.16765	.01277	.05110	18.202	55.482	59.765
-5	10000	100.0	.04152	.16608	.01265	.05062	18.033	54.965	59.208

TABULATION OF DATA FOR  
 ABSORPTION OF SOUND IN AIR VERSUS PERCENT RELATIVE HUMIDITY  
 AT -5 DEGREES CENTIGRADE FOR A FREQUENCY OF 12500 HERTZ

(1)	(2)	(3)	(4)	(5)	(6)	(7)	(8)	(9)	(10)
TEMP DEGR CENT	FREQ HERTZ	REL HUM PER CENT	ATTEN COEF PER METER	4M PER METER	ATTEN COEF PER FOOT	4M PER FOOT	ATTEN DB PER 100 METER	ATTEN DB PER 1000 FEET	DECAY RATE DB PER SECOND
-5	12500	5.0	.00809	.03236	.00246	.00986	3.513	10.709	11.536
-5	12500	10.0	.01118	.04472	.00340	.01363	4.855	14.800	15.943
-5	12500	15.0	.01427	.05708	.00434	.01739	6.198	18.892	20.350
-5	12500	20.0	.01736	.06944	.00529	.02116	7.540	22.983	24.757
-5	12500	25.0	.02045	.08180	.00623	.02493	8.882	27.074	29.163
-5	12500	30.0	.02354	.09417	.00717	.02870	10.224	31.165	33.570
-5	12500	35.0	.02663	.10653	.00811	.03247	11.566	35.256	37.977
-5	12500	40.0	.02972	.11889	.00905	.03623	12.909	39.347	42.384
-5	12500	45.0	.03283	.13133	.01000	.04003	14.259	43.464	46.819
-5	12500	46.0	.03347	.13388	.01020	.04080	14.536	44.309	47.729
-5	12500	47.0	.03411	.13644	.01039	.04158	14.814	45.153	48.639
-5	12500	48.0	.03474	.13899	.01059	.04236	15.091	45.998	49.548
-5	12500	49.0	.03539	.14156	.01078	.04315	15.370	46.851	50.467
-5	12500	50.0	.03609	.14436	.01100	.04400	15.673	47.774	51.462
-5	12500	51.0	.03678	.14715	.01121	.04485	15.977	48.698	52.457
-5	12500	52.0	.03748	.14994	.01142	.04570	16.280	49.622	53.452
-5	12500	53.0	.03818	.15273	.01163	.04655	16.583	50.546	54.447
-5	12500	54.0	.03887	.15550	.01184	.04739	16.883	51.461	55.433
-5	12500	55.0	.03954	.15817	.01205	.04821	17.173	52.345	56.386
-5	12500	60.0	.04284	.17137	.01305	.05223	18.606	56.714	61.092
-5	12500	65.0	.04591	.18367	.01399	.05598	19.942	60.786	65.478
-5	12500	70.0	.04848	.19392	.01477	.05910	21.055	64.177	69.130
-5	12500	75.0	.05035	.20143	.01534	.06139	21.871	66.664	71.810
-5	12500	80.0	.05178	.20712	.01578	.06313	22.489	68.547	73.838
-5	12500	85.0	.05279	.21116	.01609	.06436	22.927	69.884	75.278
-5	12500	90.0	.05335	.21340	.01626	.06504	23.170	70.625	76.076
-5	12500	95.0	.05363	.21455	.01634	.06539	23.295	71.004	76.484
-5	12500	100.0	.05370	.21482	.01636	.06547	23.324	71.094	76.581



TABULATION OF DATA FOR  
 ABSORPTION OF SOUND IN AIR VERSUS PERCENT RELATIVE HUMIDITY  
 AT 0 DEGREES CENTIGRADE FOR A FREQUENCY OF 125 HERTZ

(1)	(2)	(3)	(4)	(5)	(6)	(7)	(8)	(9)	(10)
TEMP DEGR CENT	FREQ HERTZ	REL HUM PER CENT	ATTEN COEF PER METER	4M PER METER	ATTEN COEF PER FOOT	4M PER FOOT	ATTEN DB PER 100 METER	ATTEN DB PER 1000 FEET	DECAY RATE DB PER SECOND
0	125	5.0	.00050	.00202	.00015	.00061	.220	.670	.729
0	125	10.0	.00025	.00100	.00007	.00030	.109	.333	.362
0	125	15.0	.00016	.00064	.00004	.00019	.069	.213	.231
0	125	20.0	.00012	.00049	.00003	.00015	.054	.164	.178
0	125	25.0	.00011	.00044	.00003	.00013	.047	.145	.158
0	125	30.0	.00010	.00041	.00003	.00012	.044	.136	.148
0	125	35.0	.00009	.00038	.00002	.00011	.042	.128	.140
0	125	40.0	.00009	.00037	.00002	.00011	.040	.122	.133
0	125	45.0	.00008	.00035	.00002	.00010	.038	.117	.127
0	125	46.0	.00008	.00035	.00002	.00010	.038	.116	.126
0	125	47.0	.00008	.00034	.00002	.00010	.037	.115	.125
0	125	48.0	.00008	.00034	.00002	.00010	.037	.114	.124
0	125	49.0	.00008	.00034	.00002	.00010	.037	.113	.123
0	125	50.0	.00008	.00033	.00002	.00010	.036	.112	.122
0	125	51.0	.00008	.00033	.00002	.00010	.036	.111	.121
0	125	52.0	.00008	.00033	.00002	.00010	.036	.110	.120
0	125	53.0	.00008	.00033	.00002	.00010	.035	.109	.119
0	125	54.0	.00008	.00032	.00002	.00010	.035	.108	.118
0	125	55.0	.00008	.00032	.00002	.00009	.035	.108	.117
0	125	60.0	.00007	.00031	.00002	.00009	.034	.104	.113
0	125	65.0	.00007	.00030	.00002	.00009	.033	.101	.110
0	125	70.0	.00007	.00029	.00002	.00009	.032	.099	.107
0	125	75.0	.00007	.00029	.00002	.00008	.031	.096	.105
0	125	80.0	.00007	.00028	.00002	.00008	.031	.094	.102
0	125	85.0	.00006	.00027	.00002	.00008	.030	.092	.100
0	125	90.0	.00006	.00027	.00002	.00008	.029	.090	.098
0	125	95.0	.00006	.00026	.00002	.00008	.029	.088	.096
0	125	100.0	.00006	.00026	.00002	.00008	.028	.087	.094

TABULATION OF DATA FOR  
 ABSORPTION OF SOUND IN AIR VERSUS PERCENT RELATIVE HUMIDITY  
 AT 0 DEGREES CENTIGRADE FOR A FREQUENCY OF 250 HERTZ

(1)	(2)	(3)	(4)	(5)	(6)	(7)	(8)	(9)	(10)
TEMP	FREQ	REL	ATTEN	4M	ATTEN	4M	ATTEN	ATTEN	DECAY
DEGR		HUM	COEF		COEF		DB PER	DB PER	RATE
CENT	HERTZ	PER	PER	PER	PER	PER	100	1000	DB PER
		CENT	METER	METER	FOOT	FOOT	METER	FEET	SECOND
0	250	5.0	.00108	.00432	.00032	.00131	.469	1.432	1.557
0	250	10.0	.00067	.00269	.00020	.00082	.293	.893	.971
0	250	15.0	.00043	.00173	.00013	.00052	.188	.573	.622
0	250	20.0	.00031	.00126	.00009	.00038	.137	.420	.456
0	250	25.0	.00025	.00103	.00007	.00031	.112	.341	.371
0	250	30.0	.00022	.00091	.00007	.00028	.099	.304	.330
0	250	35.0	.00021	.00086	.00006	.00026	.093	.285	.309
0	250	40.0	.00020	.00082	.00006	.00024	.089	.271	.295
0	250	45.0	.00019	.00078	.00005	.00023	.085	.259	.282
0	250	46.0	.00019	.00077	.00005	.00023	.084	.258	.280
0	250	47.0	.00019	.00077	.00005	.00023	.084	.256	.278
0	250	48.0	.00019	.00076	.00005	.00023	.083	.254	.276
0	250	49.0	.00019	.00076	.00005	.00023	.082	.252	.274
0	250	50.0	.00018	.00075	.00005	.00023	.082	.250	.272
0	250	51.0	.00018	.00075	.00005	.00022	.081	.248	.270
0	250	52.0	.00018	.00074	.00005	.00022	.080	.246	.268
0	250	53.0	.00018	.00073	.00005	.00022	.080	.244	.266
0	250	54.0	.00018	.00073	.00005	.00022	.079	.243	.264
0	250	55.0	.00018	.00073	.00005	.00022	.079	.241	.262
0	250	60.0	.00017	.00070	.00005	.00021	.076	.233	.253
0	250	65.0	.00017	.00068	.00005	.00020	.074	.226	.245
0	250	70.0	.00016	.00066	.00005	.00020	.071	.218	.237
0	250	75.0	.00016	.00064	.00004	.00019	.070	.213	.232
0	250	80.0	.00015	.00063	.00004	.00019	.068	.208	.226
0	250	85.0	.00015	.00061	.00004	.00018	.067	.204	.222
0	250	90.0	.00015	.00060	.00004	.00018	.065	.199	.217
0	250	95.0	.00014	.00059	.00004	.00018	.064	.196	.213
0	250	100.0	.00014	.00058	.00004	.00017	.063	.192	.209

TABULATION OF DATA FOR  
 ABSORPTION OF SOUND IN AIR VERSUS PERCENT RELATIVE HUMIDITY  
 AT 0 DEGREES CENTIGRADE FOR A FREQUENCY OF 500 HERTZ

(1)	(2)	(3)	(4)	(5)	(6)	(7)	(8)	(9)	(10)
TEMP	FREQ	REL	ATTEN	4M	ATTEN	4M	ATTEN	ATTEN	DECAY
DEGR		HUM	COEF		COEF		DB PER	DB PER	RATE
CENT	HERTZ	PER	PER	PER	PER	PER	100	1000	DB PER
		CENT	METER	METER	FOOT	FOOT	METER	FEET	SECOND
0	500	5.0	.00180	.00721	.00055	.00220	.783	2.389	2.597
0	500	10.0	.00203	.00812	.00061	.00247	.882	2.688	2.923
0	500	15.0	.00137	.00549	.00041	.00167	.597	1.819	1.978
0	500	20.0	.00101	.00404	.00030	.00123	.439	1.339	1.455
0	500	25.0	.00078	.00315	.00024	.00096	.342	1.043	1.134
0	500	30.0	.00064	.00259	.00019	.00078	.281	.857	.932
0	500	35.0	.00056	.00224	.00017	.00068	.243	.741	.806
0	500	40.0	.00050	.00200	.00015	.00061	.217	.663	.721
0	500	45.0	.00046	.00187	.00014	.00057	.203	.619	.673
0	500	46.0	.00046	.00184	.00014	.00056	.200	.610	.664
0	500	47.0	.00045	.00182	.00013	.00055	.198	.603	.656
0	500	48.0	.00045	.00180	.00013	.00055	.196	.597	.649
0	500	49.0	.00044	.00178	.00013	.00054	.194	.592	.643
0	500	50.0	.00044	.00177	.00013	.00054	.192	.588	.639
0	500	51.0	.00044	.00176	.00013	.00053	.191	.583	.634
0	500	52.0	.00043	.00175	.00013	.00053	.190	.579	.630
0	500	53.0	.00043	.00174	.00013	.00053	.188	.576	.626
0	500	54.0	.00043	.00172	.00013	.00052	.187	.572	.622
0	500	55.0	.00042	.00171	.00013	.00052	.186	.568	.618
0	500	60.0	.00041	.00166	.00012	.00050	.180	.550	.598
0	500	65.0	.00040	.00161	.00012	.00049	.175	.535	.582
0	500	70.0	.00039	.00157	.00012	.00048	.171	.521	.566
0	500	75.0	.00038	.00153	.00011	.00046	.166	.508	.553
0	500	80.0	.00037	.00149	.00011	.00045	.162	.496	.539
0	500	85.0	.00036	.00146	.00011	.00044	.159	.485	.527
0	500	90.0	.00035	.00143	.00010	.00043	.155	.474	.516
0	500	95.0	.00035	.00140	.00010	.00042	.152	.464	.504
0	500	100.0	.00034	.00137	.00010	.00041	.149	.455	.494

TABULATION OF DATA FOR  
 ABSORPTION OF SOUND IN AIR VERSUS PERCENT RELATIVE HUMIDITY  
 AT 0 DEGREES CENTIGRADE FOR A FREQUENCY OF 1000 HERTZ

(1)	(2)	(3)	(4)	(5)	(6)	(7)	(8)	(9)	(10)
TEMP	FREQ	REL	ATTEN	4M	ATTEN	4M	ATTEN	ATTEN	DECAY
DEGR		HUM	COEF		COEF		DB PER	DB PER	RATE
CENT	HERTZ	PER	PER	PER	PER	PER	100	1000	DB PER
		CENT	METER	METER	FOOT	FOOT	METER	FEET	SECOND
0	1000	5.0	.00222	.00891	.00067	.00271	.967	2.949	3.206
0	1000	10.0	.00418	.01672	.00127	.00509	1.816	5.536	6.018
0	1000	15.0	.00420	.01683	.00128	.00513	1.827	5.571	6.056
0	1000	20.0	.00340	.01362	.00103	.00415	1.479	4.508	4.901
0	1000	25.0	.00265	.01062	.00080	.00323	1.153	3.516	3.822
0	1000	30.0	.00219	.00879	.00067	.00268	.955	2.911	3.164
0	1000	35.0	.00184	.00738	.00056	.00225	.802	2.445	2.658
0	1000	40.0	.00159	.00639	.00048	.00194	.694	2.117	2.301
0	1000	45.0	.00141	.00564	.00043	.00172	.613	1.868	2.031
0	1000	46.0	.00137	.00551	.00042	.00168	.599	1.825	1.984
0	1000	47.0	.00134	.00538	.00041	.00164	.585	1.783	1.939
0	1000	48.0	.00131	.00526	.00040	.00160	.572	1.743	1.895
0	1000	49.0	.00128	.00515	.00039	.00157	.560	1.706	1.855
0	1000	50.0	.00126	.00505	.00038	.00154	.549	1.674	1.819
0	1000	51.0	.00123	.00495	.00037	.00151	.538	1.641	1.784
0	1000	52.0	.00121	.00487	.00037	.00148	.528	1.612	1.752
0	1000	53.0	.00119	.00478	.00036	.00145	.519	1.583	1.721
0	1000	54.0	.00117	.00470	.00035	.00143	.510	1.557	1.692
0	1000	55.0	.00115	.00463	.00035	.00141	.503	1.533	1.667
0	1000	60.0	.00107	.00428	.00032	.00130	.465	1.417	1.541
0	1000	65.0	.00101	.00405	.00030	.00123	.439	1.340	1.457
0	1000	70.0	.00097	.00388	.00029	.00118	.421	1.286	1.398
0	1000	75.0	.00093	.00372	.00028	.00113	.404	1.233	1.340
0	1000	80.0	.00090	.00362	.00027	.00110	.393	1.200	1.304
0	1000	85.0	.00088	.00355	.00027	.00108	.385	1.174	1.277
0	1000	90.0	.00086	.00347	.00026	.00106	.377	1.151	1.251
0	1000	95.0	.00085	.00341	.00025	.00103	.370	1.128	1.226
0	1000	100.0	.00083	.00335	.00025	.00102	.364	1.109	1.206

TABULATION OF DATA FOR  
 ABSORPTION OF SOUND IN AIR VERSUS PERCENT RELATIVE HUMIDITY  
 AT 0 DEGREES CENTIGRADE FOR A FREQUENCY OF 2000 HERTZ

(1)	(2)	(3)	(4)	(5)	(6)	(7)	(8)	(9)	(10)
TEMP	FREQ	REL	ATTEN	4M	ATTEN	4M	ATTEN	ATTEN	DECAY
DEGR		HUM	COEF		COEF		DB PER	DB PER	RATE
CENT	HERTZ	PER	PER	PER	PER	PER	100	1000	DB PER
		CENT	METER	METER	FOOT	FOOT	METER	FEET	SECOND
0	2000	5.0	.00282	.01129	.00086	.00344	1.226	3.738	4.063
0	2000	10.0	.00553	.02214	.00168	.00675	2.404	7.328	7.967
0	2000	15.0	.00810	.03240	.00246	.00987	3.518	10.723	11.657
0	2000	20.0	.00877	.03508	.00267	.01069	3.808	11.609	12.620
0	2000	25.0	.00840	.03363	.00256	.01025	3.651	11.130	12.099
0	2000	30.0	.00744	.02977	.00226	.00907	3.232	9.853	10.711
0	2000	35.0	.00636	.02544	.00193	.00775	2.762	8.421	9.154
0	2000	40.0	.00548	.02194	.00167	.00668	2.382	7.263	7.895
0	2000	45.0	.00486	.01947	.00148	.00593	2.114	6.445	7.007
0	2000	46.0	.00476	.01905	.00145	.00580	2.069	6.307	6.857
0	2000	47.0	.00466	.01864	.00142	.00568	2.024	6.169	6.707
0	2000	48.0	.00455	.01823	.00138	.00555	1.979	6.033	6.558
0	2000	49.0	.00445	.01783	.00135	.00543	1.936	5.901	6.414
0	2000	50.0	.00436	.01744	.00132	.00531	1.893	5.771	6.274
0	2000	51.0	.00426	.01707	.00130	.00520	1.853	5.651	6.143
0	2000	52.0	.00417	.01671	.00127	.00509	1.814	5.531	6.013
0	2000	53.0	.00409	.01636	.00124	.00498	1.777	5.416	5.888
0	2000	54.0	.00400	.01602	.00122	.00488	1.739	5.301	5.763
0	2000	55.0	.00391	.01567	.00119	.00477	1.701	5.186	5.638
0	2000	60.0	.00356	.01424	.00108	.00434	1.546	4.714	5.124
0	2000	65.0	.00327	.01310	.00099	.00399	1.423	4.338	4.716
0	2000	70.0	.00304	.01217	.00092	.00371	1.322	4.029	4.380
0	2000	75.0	.00282	.01130	.00086	.00344	1.227	3.740	4.066
0	2000	80.0	.00264	.01057	.00080	.00322	1.147	3.498	3.803
0	2000	85.0	.00249	.00998	.00076	.00304	1.084	3.305	3.593
0	2000	90.0	.00237	.00950	.00072	.00289	1.032	3.146	3.421
0	2000	95.0	.00226	.00904	.00068	.00275	.982	2.993	3.254
0	2000	100.0	.00217	.00868	.00066	.00264	.943	2.875	3.125

TABULATION OF DATA FOR  
 ABSORPTION OF SOUND IN AIR VERSUS PERCENT RELATIVE HUMIDITY  
 AT 0 DEGREES CENTIGRADE FOR A FREQUENCY OF 2500 HERTZ

(1)	(2)	(3)	(4)	(5)	(6)	(7)	(8)	(9)	(10)
TEMP	FREQ	REL	ATTEN	4M	ATTEN	4M	ATTEN	ATTEN	DECAY
DEGR		HUM	C0EF		C0EF		DB PER	DB PER	RATE
CENT	HERTZ	PER	PER	PER	PER	PER	100	1000	DB PER
		CENT	METER	METER	FOOT	FOOT	METER	FEET	SECOND
0	2500	5.0	.00306	.01227	.00093	.00373	1.332	4.060	4.414
0	2500	10.0	.00592	.02371	.00180	.00722	2.574	7.848	8.532
0	2500	15.0	.00897	.03588	.00273	.01093	3.895	11.874	12.908
0	2500	20.0	.01075	.04300	.00327	.01310	4.668	14.230	15.470
0	2500	25.0	.01096	.04387	.00334	.01337	4.763	14.519	15.784
0	2500	30.0	.01045	.04182	.00318	.01274	4.541	13.841	15.047
0	2500	35.0	.00940	.03763	.00286	.01147	4.086	12.455	13.540
0	2500	40.0	.00826	.03306	.00251	.01007	3.589	10.940	11.893
0	2500	45.0	.00724	.02896	.00220	.00882	3.145	9.586	10.421
0	2500	46.0	.00707	.02828	.00215	.00862	3.070	9.360	10.175
0	2500	47.0	.00690	.02761	.00210	.00841	2.998	9.140	9.936
0	2500	48.0	.00675	.02702	.00205	.00823	2.934	8.944	9.723
0	2500	49.0	.00660	.02643	.00201	.00805	2.870	8.749	9.511
0	2500	50.0	.00647	.02591	.00197	.00789	2.813	8.574	9.321
0	2500	51.0	.00634	.02539	.00193	.00774	2.757	8.403	9.135
0	2500	52.0	.00622	.02491	.00189	.00759	2.705	8.245	8.963
0	2500	53.0	.00611	.02447	.00186	.00745	2.657	8.098	8.804
0	2500	54.0	.00600	.02402	.00183	.00732	2.608	7.952	8.644
0	2500	55.0	.00589	.02358	.00179	.00718	2.560	7.805	8.485
0	2500	60.0	.00537	.02149	.00163	.00655	2.334	7.114	7.733
0	2500	65.0	.00490	.01963	.00149	.00598	2.131	6.498	7.064
0	2500	70.0	.00452	.01811	.00138	.00552	1.967	5.996	6.518
0	2500	75.0	.00421	.01686	.00128	.00514	1.831	5.582	6.068
0	2500	80.0	.00395	.01581	.00120	.00482	1.717	5.235	5.691
0	2500	85.0	.00371	.01485	.00113	.00452	1.612	4.915	5.343
0	2500	90.0	.00349	.01399	.00106	.00426	1.519	4.630	5.034
0	2500	95.0	.00331	.01325	.00101	.00404	1.439	4.387	4.769
0	2500	100.0	.00316	.01264	.00096	.00385	1.372	4.184	4.548

TABULATION OF DATA FOR  
 ABSORPTION OF SOUND IN AIR VERSUS PERCENT RELATIVE HUMIDITY  
 AT 0 DEGREES CENTIGRADE FOR A FREQUENCY OF 3200 HERTZ

(1)	(2)	(3)	(4)	(5)	(6)	(7)	(8)	(9)	(10)
TEMP	FREQ	REL	ATTEN	4M	ATTEN	4M	ATTEN	ATTEN	DECAY
DEGR	HERTZ	HUM	COEF	PER	COEF	PER	DB PER	DB PER	RATE
CENT		PER	PER	METER	PER	FOOT	100	1000	DB PER
		CENT	METER	METER	FOOT	FOOT	METER	FEET	SECOND
0	3200	5.0	.00345	.01381	.00105	.00421	1.500	4.573	4.971
0	3200	10.0	.00657	.02628	.00200	.00801	2.853	8.698	9.456
0	3200	15.0	.00981	.03926	.00299	.01196	4.263	12.994	14.126
0	3200	20.0	.01279	.05119	.00390	.01560	5.558	16.942	18.417
0	3200	25.0	.01402	.05611	.00427	.01710	6.092	18.569	20.186
0	3200	30.0	.01408	.05635	.00429	.01717	6.118	18.650	20.274
0	3200	35.0	.01350	.05400	.00411	.01646	5.864	17.873	19.430
0	3200	40.0	.01240	.04961	.00378	.01512	5.386	16.418	17.847
0	3200	45.0	.01115	.04460	.00339	.01359	4.842	14.761	16.046
0	3200	46.0	.01090	.04361	.00332	.01329	4.735	14.435	15.692
0	3200	47.0	.01065	.04262	.00324	.01299	4.627	14.105	15.334
0	3200	48.0	.01039	.04159	.00316	.01267	4.516	13.766	14.965
0	3200	49.0	.01014	.04057	.00309	.01236	4.405	13.426	14.596
0	3200	50.0	.00991	.03965	.00302	.01208	4.305	13.124	14.267
0	3200	51.0	.00971	.03885	.00296	.01184	4.218	12.857	13.977
0	3200	52.0	.00951	.03804	.00289	.01159	4.131	12.591	13.688
0	3200	53.0	.00932	.03728	.00284	.01136	4.048	12.340	13.415
0	3200	54.0	.00913	.03654	.00278	.01113	3.967	12.094	13.147
0	3200	55.0	.00895	.03580	.00272	.01091	3.887	11.848	12.880
0	3200	60.0	.00819	.03276	.00249	.00998	3.557	10.843	11.787
0	3200	65.0	.00757	.03031	.00230	.00923	3.291	10.031	10.905
0	3200	70.0	.00700	.02802	.00213	.00854	3.043	9.276	10.084
0	3200	75.0	.00649	.02598	.00198	.00792	2.821	8.600	9.349
0	3200	80.0	.00605	.02421	.00184	.00738	2.629	8.015	8.713
0	3200	85.0	.00567	.02271	.00173	.00692	2.465	7.516	8.170
0	3200	90.0	.00535	.02143	.00163	.00653	2.327	7.095	7.713
0	3200	95.0	.00508	.02034	.00155	.00620	2.209	6.734	7.320
0	3200	100.0	.00482	.01928	.00146	.00587	2.094	6.383	6.939

TABULATION OF DATA FOR  
 ABSORPTION OF SOUND IN AIR VERSUS PERCENT RELATIVE HUMIDITY  
 AT 0 DEGREES CENTIGRADE FOR A FREQUENCY OF 4000 HERTZ

(1)	(2)	(3)	(4)	(5)	(6)	(7)	(8)	(9)	(10)
TEMP	FREQ	REL	ATTEN	4M	ATTEN	4M	ATTEN	ATTEN	DECAY
DEGR		HUM	COEF		COEF		DB PER	DB PER	RATE
CENT	HERTZ	PER	PER	PER	PER	PER	100	1000	DB PER
		CENT	METER	METER	FOOT	FOOT	METER	FEET	SECOND
0	4000	5.0	.00389	.01558	.00118	.00475	1.692	5.158	5.608
0	4000	10.0	.00726	.02906	.00221	.00885	3.155	9.618	10.456
0	4000	15.0	.01065	.04260	.00324	.01298	4.625	14.098	15.326
0	4000	20.0	.01428	.05713	.00435	.01741	6.203	18.907	20.554
0	4000	25.0	.01681	.06725	.00512	.02049	7.301	22.256	24.194
0	4000	30.0	.01772	.07089	.00540	.02160	7.697	23.460	25.504
0	4000	35.0	.01770	.07081	.00539	.02158	7.688	23.434	25.474
0	4000	40.0	.01707	.06828	.00520	.02081	7.413	22.597	24.565
0	4000	45.0	.01594	.06379	.00486	.01944	6.926	21.113	22.952
0	4000	46.0	.01567	.06271	.00477	.01911	6.808	20.753	22.561
0	4000	47.0	.01540	.06162	.00469	.01878	6.690	20.394	22.170
0	4000	48.0	.01513	.06053	.00461	.01845	6.572	20.034	21.779
0	4000	49.0	.01486	.05945	.00453	.01812	6.454	19.674	21.388
0	4000	50.0	.01459	.05836	.00444	.01778	6.336	19.315	20.997
0	4000	51.0	.01432	.05728	.00436	.01745	6.219	18.956	20.607
0	4000	52.0	.01405	.05621	.00428	.01713	6.103	18.603	20.224
0	4000	53.0	.01378	.05515	.00420	.01680	5.987	18.251	19.840
0	4000	54.0	.01352	.05408	.00412	.01648	5.872	17.898	19.457
0	4000	55.0	.01324	.05297	.00403	.01614	5.752	17.532	19.059
0	4000	60.0	.01202	.04809	.00366	.01465	5.222	15.917	17.303
0	4000	65.0	.01104	.04419	.00336	.01347	4.799	14.627	15.901
0	4000	70.0	.01025	.04100	.00312	.01249	4.452	13.570	14.752
0	4000	75.0	.00959	.03839	.00292	.01170	4.168	12.707	13.813
0	4000	80.0	.00897	.03589	.00273	.01093	3.896	11.877	12.912
0	4000	85.0	.00841	.03365	.00256	.01025	3.654	11.139	12.109
0	4000	90.0	.00789	.03156	.00240	.00962	3.427	10.447	11.357
0	4000	95.0	.00745	.02982	.00227	.00909	3.238	9.871	10.731
0	4000	100.0	.00708	.02832	.00215	.00863	3.075	9.372	10.189



TABULATION OF DATA FOR  
 ABSORPTION OF SOUND IN AIR VERSUS PERCENT RELATIVE HUMIDITY  
 AT 0 DEGREES CENTIGRADE FOR A FREQUENCY OF 5000 HERTZ

(1)	(2)	(3)	(4)	(5)	(6)	(7)	(8)	(9)	(10)
TEMP	FREQ	REL	ATTEN	4M	ATTEN.	4M	ATTEN	ATTEN.	DECAY
DEGR		HUM	CØEF		CØEF		DB PER	DB PER	RATE
CENT	HERTZ	PER	PER	PER	PER	PER	100	1000	DB PER
		CENT	METER	METER	FOOT	FOOT	METER	FEET	SECOND
0	5000	5.0	.00446	.01785	.00136	.00544	1.938	5.909	6.424
0	5000	10.0	.00810	.03241	.00246	.00987	3.519	10.726	11.661
0	5000	15.0	.01174	.04696	.00357	.01431	5.099	15.544	16.897
0	5000	20.0	.01557	.06229	.00474	.01898	6.764	20.617	22.413
0	5000	25.0	.01931	.07724	.00588	.02354	8.387	25.564	27.790
0	5000	30.0	.02152	.08609	.00656	.02624	9.348	28.493	30.974
0	5000	35.0	.02234	.08936	.00680	.02723	9.702	29.573	32.149
0	5000	40.0	.02231	.08927	.00680	.02721	9.692	29.543	32.116
0	5000	45.0	.02174	.08699	.00662	.02651	9.445	28.790	31.297
0	5000	46.0	.02156	.08624	.00657	.02628	9.363	28.541	31.027
0	5000	47.0	.02136	.08544	.00651	.02604	9.277	28.277	30.740
0	5000	48.0	.02115	.08462	.00644	.02579	9.188	28.005	30.444
0	5000	49.0	.02092	.08368	.00637	.02550	9.086	27.695	30.107
0	5000	50.0	.02067	.08270	.00630	.02520	8.979	27.369	29.752
0	5000	51.0	.02040	.08162	.00621	.02487	8.862	27.011	29.364
0	5000	52.0	.02012	.08049	.00613	.02453	8.739	26.639	28.959
0	5000	53.0	.01983	.07932	.00604	.02417	8.612	26.251	28.537
0	5000	54.0	.01953	.07814	.00595	.02381	8.484	25.862	28.115
0	5000	55.0	.01924	.07697	.00586	.02346	8.357	25.474	27.692
0	5000	60.0	.01778	.07113	.00542	.02168	7.723	23.540	25.590
0	5000	65.0	.01631	.06526	.00497	.01989	7.086	21.598	23.479
0	5000	70.0	.01506	.06025	.00459	.01836	6.542	19.940	21.677
0	5000	75.0	.01401	.05607	.00427	.01709	6.088	18.557	20.173
0	5000	80.0	.01314	.05257	.00400	.01602	5.708	17.398	18.914
0	5000	85.0	.01241	.04966	.00378	.01513	5.392	16.436	17.868
0	5000	90.0	.01172	.04688	.00357	.01429	5.090	15.517	16.868
0	5000	95.0	.01108	.04432	.00337	.01351	4.813	14.670	15.948
0	5000	100.0	.01049	.04196	.00319	.01279	4.556	13.888	15.097

TABULATION OF DATA FOR  
 ABSORPTION OF SOUND IN AIR VERSUS PERCENT RELATIVE HUMIDITY  
 AT 0 DEGREES CENTIGRADE FOR A FREQUENCY OF 5940 HERTZ

(1)	(2)	(3)	(4)	(5)	(6)	(7)	(8)	(9)	(10)
TEMP	FREQ	REL	ATTEN	4M	ATTEN	4M	ATTEN	ATTEN	DECAY
DEGR		HUM	COEF		COEF		DB PER	DB PER	RATE
CENT	HERTZ	PER	PER	PER	PER	PER	100	1000	DB PER
		CENT	METER	METER	FOOT	FOOT	METER	FEET	SECOND
0	5940	5.0	.00501	.02006	.00152	.00611	2.178	6.640	7.218
0	5940	10.0	.00886	.03547	.00270	.01081	3.851	11.739	12.761
0	5940	15.0	.01272	.05088	.00387	.01550	5.524	16.838	18.305
0	5940	20.0	.01660	.06643	.00506	.02024	7.212	21.984	23.899
0	5940	25.0	.02081	.08325	.00634	.02537	9.039	27.554	29.953
0	5940	30.0	.02427	.09709	.00739	.02959	10.542	32.133	34.932
0	5940	35.0	.02615	.10460	.00797	.03188	11.357	34.617	37.632
0	5940	40.0	.02675	.10703	.00815	.03262	11.621	35.423	38.508
0	5940	45.0	.02669	.10676	.00813	.03254	11.592	35.333	38.410
0	5940	46.0	.02661	.10645	.00811	.03244	11.558	35.229	38.298
0	5940	47.0	.02651	.10605	.00808	.03232	11.515	35.098	38.155
0	5940	48.0	.02640	.10560	.00804	.03218	11.466	34.950	37.993
0	5940	49.0	.02627	.10511	.00800	.03203	11.412	34.785	37.815
0	5940	50.0	.02612	.10448	.00796	.03184	11.344	34.577	37.589
0	5940	51.0	.02592	.10368	.00790	.03160	11.257	34.314	37.302
0	5940	52.0	.02571	.10287	.00783	.03135	11.169	34.045	37.010
0	5940	53.0	.02550	.10202	.00777	.03109	11.077	33.765	36.706
0	5940	54.0	.02528	.10113	.00770	.03082	10.980	33.470	36.385
0	5940	55.0	.02503	.10014	.00763	.03052	10.873	33.141	36.027
0	5940	60.0	.02358	.09432	.00718	.02874	10.241	31.215	33.933
0	5940	65.0	.02202	.08811	.00671	.02685	9.566	29.159	31.698
0	5940	70.0	.02049	.08199	.00624	.02499	8.902	27.135	29.498
0	5940	75.0	.01896	.07584	.00577	.02311	8.235	25.101	27.287
0	5940	80.0	.01774	.07099	.00540	.02163	7.707	23.493	25.540
0	5940	85.0	.01667	.06669	.00508	.02032	7.241	22.071	23.993
0	5940	90.0	.01576	.06304	.00480	.01921	6.844	20.862	22.679
0	5940	95.0	.01499	.05997	.00456	.01827	6.511	19.847	21.576
0	5940	100.0	.01425	.05701	.00434	.01737	6.190	18.867	20.511

TABULATION OF DATA FOR  
 ABSORPTION OF SOUND IN AIR VERSUS PERCENT RELATIVE HUMIDITY  
 AT 0 DEGREES CENTIGRADE FOR A FREQUENCY OF 6300 HERTZ

(1)	(2)	(3)	(4)	(5)	(6)	(7)	(8)	(9)	(10)
TEMP	FREQ	REL	ATTEN	4M	ATTEN	4M	ATTEN	ATTEN	DECAY
DEGR	HERTZ	HUM	COEF	PER	COEF	PER	DB PER	DB PER	RATE
CENT		PER	PER	METER	PER	FOOT	100	1000	DB PER
		CENT	METER				METER	FEET	SECOND
0	6300	5.0	.00523	.02093	.00159	.00638	2.273	6.928	7.532
0	6300	10.0	.00915	.03663	.00279	.01116	3.977	12.123	13.179
0	6300	15.0	.01308	.05233	.00398	.01595	5.681	17.318	18.826
0	6300	20.0	.01702	.06809	.00518	.02075	7.393	22.534	24.497
0	6300	25.0	.02128	.08515	.00648	.02595	9.245	28.180	30.635
0	6300	30.0	.02516	.10064	.00766	.03067	10.927	33.308	36.209
0	6300	35.0	.02737	.10949	.00834	.03337	11.888	36.237	39.393
0	6300	40.0	.02834	.11336	.00863	.03455	12.308	37.517	40.785
0	6300	45.0	.02847	.11390	.00867	.03471	12.366	37.694	40.977
0	6300	46.0	.02842	.11371	.00866	.03466	12.346	37.632	40.910
0	6300	47.0	.02837	.11351	.00864	.03459	12.324	37.565	40.837
0	6300	48.0	.02829	.11316	.00862	.03449	12.287	37.451	40.713
0	6300	49.0	.02819	.11276	.00859	.03436	12.243	37.317	40.567
0	6300	50.0	.02807	.11230	.00855	.03422	12.193	37.165	40.401
0	6300	51.0	.02794	.11179	.00851	.03407	12.138	36.997	40.219
0	6300	52.0	.02779	.11116	.00847	.03388	12.069	36.789	39.993
0	6300	53.0	.02758	.11035	.00840	.03363	11.982	36.521	39.702
0	6300	54.0	.02738	.10953	.00834	.03338	11.892	36.249	39.406
0	6300	55.0	.02716	.10867	.00828	.03312	11.799	35.964	39.096
0	6300	60.0	.02586	.10345	.00788	.03153	11.232	34.236	37.217
0	6300	65.0	.02428	.09714	.00740	.02960	10.547	32.148	34.947
0	6300	70.0	.02271	.09084	.00692	.02768	9.863	30.063	32.681
0	6300	75.0	.02113	.08454	.00644	.02576	9.179	27.978	30.415
0	6300	80.0	.01970	.07881	.00600	.02402	8.556	26.082	28.353
0	6300	85.0	.01849	.07399	.00563	.02255	8.034	24.489	26.622
0	6300	90.0	.01745	.06982	.00532	.02128	7.580	23.106	25.119
0	6300	95.0	.01657	.06628	.00505	.02020	7.197	21.937	23.847
0	6300	100.0	.01581	.06324	.00481	.01927	6.867	20.931	22.754

TABULATION OF DATA FOR  
 ABSORPTION OF SOUND IN AIR VERSUS PERCENT RELATIVE HUMIDITY  
 AT 0 DEGREES CENTIGRADE FOR A FREQUENCY OF 8000 HERTZ

(1)	(2)	(3)	(4)	(5)	(6)	(7)	(8)	(9)	(10)
TEMP DEGR CENT	FREQ HFRTZ	REL HUM PER CENT	ATTEN COEF PER METER	4M PER METER	ATTEN COEF PER FOOT	4M PER FOOT	ATTEN DB PER 100 METER	ATTEN DB PER 1000 FEET	DECAY RATE DB PER SECOND
0	8000	5.0	.00640	.02561	.00195	.00780	2.781	8.477	9.215
0	8000	10.0	.01069	.04279	.00326	.01304	4.646	14.161	15.395
0	8000	15.0	.01499	.05996	.00456	.01827	6.511	19.845	21.574
0	8000	20.0	.01928	.07714	.00587	.02351	8.375	25.530	27.753
0	8000	25.0	.02365	.09461	.00720	.02883	10.273	31.313	34.040
0	8000	30.0	.02839	.11357	.00865	.03461	12.331	37.587	40.860
0	8000	35.0	.03252	.13011	.00991	.03965	14.126	43.059	46.809
0	8000	40.0	.03500	.14001	.01066	.04267	15.201	46.335	50.371
0	8000	45.0	.03629	.14519	.01106	.04425	15.764	48.050	52.235
0	8000	46.0	.03639	.14558	.01109	.04437	15.806	48.179	52.375
0	8000	47.0	.03649	.14596	.01112	.04449	15.848	48.307	52.514
0	8000	48.0	.03656	.14625	.01114	.04457	15.880	48.403	52.618
0	8000	49.0	.03662	.14648	.01116	.04464	15.904	48.476	52.698
0	8000	50.0	.03666	.14666	.01117	.04470	15.924	48.538	52.766
0	8000	51.0	.03663	.14655	.01116	.04467	15.912	48.502	52.726
0	8000	52.0	.03661	.14644	.01115	.04463	15.900	48.465	52.686
0	8000	53.0	.03656	.14626	.01114	.04458	15.881	48.406	52.622
0	8000	54.0	.03651	.14604	.01112	.04451	15.857	48.333	52.542
0	8000	55.0	.03645	.14580	.01111	.04444	15.830	48.251	52.454
0	8000	60.0	.03581	.14325	.01091	.04366	15.554	47.409	51.538
0	8000	65.0	.03466	.13865	.01056	.04226	15.054	45.887	49.883
0	8000	70.0	.03316	.13266	.01010	.04043	14.403	43.903	47.726
0	8000	75.0	.03143	.12573	.00958	.03832	13.651	41.611	45.235
0	8000	80.0	.02970	.11881	.00905	.03621	12.900	39.320	42.745
0	8000	85.0	.02800	.11201	.00853	.03414	12.162	37.071	40.299
0	8000	90.0	.02625	.10500	.00800	.03200	11.401	34.751	37.778
0	8000	95.0	.02487	.09948	.00758	.03032	10.801	32.923	35.790
0	8000	100.0	.02359	.09438	.00719	.02876	10.247	31.236	33.956

TABULATION OF DATA FOR  
 ABSORPTION OF SOUND IN AIR VERSUS PERCENT RELATIVE HUMIDITY  
 AT 0 DEGREES CENTIGRADE FOR A FREQUENCY OF 10000 HERTZ

(1)	(2)	(3)	(4)	(5)	(6)	(7)	(8)	(9)	(10)
TEMP DEGR CENT	FREQ HERTZ	REL HUM PER CENT	ATTEN COEF PER METER	4M PER METER	ATTEN COEF PER FOOT	4M PER FOOT	ATTEN DB PER 100 METER	ATTEN DB PER 1000 FEET	DECAY RATE DB PER SECOND
0	10000	5.0	.00795	.03183	.00242	.00970	3.456	10.534	11.452
0	10000	10.0	.01261	.05046	.00384	.01538	5.479	16.700	18.155
0	10000	15.0	.01727	.06909	.00526	.02106	7.502	22.867	24.858
0	10000	20.0	.02193	.08772	.00668	.02673	9.525	29.033	31.561
0	10000	25.0	.02659	.10636	.00810	.03241	11.548	35.199	38.265
0	10000	30.0	.03148	.12594	.00959	.03838	13.674	41.678	45.308
0	10000	35.0	.03656	.14627	.01114	.04458	15.882	48.409	52.625
0	10000	40.0	.04106	.16424	.01251	.05006	17.833	54.356	59.091
0	10000	45.0	.04391	.17566	.01338	.05354	19.073	58.136	63.199
0	10000	46.0	.04438	.17753	.01352	.05411	19.275	58.752	63.869
0	10000	47.0	.04474	.17897	.01363	.05455	19.432	59.230	64.388
0	10000	48.0	.04510	.18041	.01374	.05499	19.588	59.707	64.907
0	10000	49.0	.04544	.18178	.01385	.05540	19.737	60.160	65.399
0	10000	50.0	.04565	.18262	.01391	.05566	19.828	60.438	65.702
0	10000	51.0	.04586	.18346	.01398	.05592	19.920	60.717	66.005
0	10000	52.0	.04605	.18420	.01403	.05614	19.999	60.960	66.269
0	10000	53.0	.04615	.18462	.01406	.05627	20.045	61.100	66.421
0	10000	54.0	.04626	.18504	.01410	.05640	20.091	61.239	66.572
0	10000	55.0	.04634	.18539	.01412	.05650	20.129	61.356	66.699
0	10000	60.0	.04642	.18569	.01415	.05660	20.162	61.455	66.807
0	10000	65.0	.04603	.18412	.01403	.05612	19.991	60.933	66.240
0	10000	70.0	.04522	.18089	.01378	.05513	19.640	59.864	65.077
0	10000	75.0	.04396	.17584	.01339	.05359	19.092	58.195	63.264
0	10000	80.0	.04235	.16941	.01290	.05163	18.393	56.065	60.947
0	10000	85.0	.04048	.16195	.01234	.04936	17.584	53.598	58.266
0	10000	90.0	.03861	.15444	.01176	.04707	16.768	51.112	55.563
0	10000	95.0	.03675	.14702	.01120	.04481	15.962	48.655	52.893
0	10000	100.0	.03488	.13952	.01063	.04252	15.148	46.174	50.195

TABULATION OF DATA FOR  
 ABSORPTION OF SOUND IN AIR VERSUS PERCENT RELATIVE HUMIDITY  
 AT 0 DEGREES CENTIGRADE FOR A FREQUENCY OF 12500 HERTZ

(1)	(2)	(3)	(4)	(5)	(6)	(7)	(8)	(9)	(10)
TEMP DEGR CENT	FREQ HERTZ	REL HUM PER CENT	ATTEN COEF PER METER	4M PER METER	ATTEN COEF PER FOOT	4M PER FOOT	ATTEN DB PER 100 METER	ATTEN DB PER 1000 FEET	DECAY RATE DB PER SECOND
0	12500	5.0	.01009	.04039	.00307	.01231	4.385	13.367	14.531
0	12500	10.0	.01503	.06014	.00458	.01833	6.530	19.904	21.637
0	12500	15.0	.01997	.07989	.00608	.02435	8.674	26.441	28.743
0	12500	20.0	.02491	.09964	.00759	.03037	10.819	32.977	35.849
0	12500	25.0	.02985	.11940	.00909	.03639	12.963	39.514	42.956
0	12500	30.0	.03478	.13915	.01060	.04241	15.108	46.051	50.062
0	12500	35.0	.03997	.15989	.01218	.04873	17.360	52.916	57.525
0	12500	40.0	.04542	.18168	.01384	.05537	19.726	60.125	65.362
0	12500	45.0	.05043	.20172	.01537	.06148	21.902	66.759	72.573
0	12500	46.0	.05132	.20529	.01564	.06257	22.289	67.940	73.857
0	12500	47.0	.05221	.20886	.01591	.06366	22.677	69.121	75.141
0	12500	48.0	.05297	.21191	.01614	.06459	23.008	70.131	76.239
0	12500	49.0	.05363	.21452	.01634	.06538	23.292	70.995	77.178
0	12500	50.0	.05428	.21713	.01654	.06618	23.575	71.860	78.118
0	12500	51.0	.05491	.21965	.01673	.06695	23.849	72.693	79.024
0	12500	52.0	.05540	.22163	.01688	.06755	24.063	73.346	79.734
0	12500	53.0	.05590	.22360	.01703	.06815	24.278	74.000	80.445
0	12500	54.0	.05639	.22558	.01718	.06875	24.492	74.654	81.156
0	12500	55.0	.05680	.22721	.01731	.06925	24.670	75.195	81.744
0	12500	60.0	.05833	.23335	.01778	.07112	25.336	77.226	83.952
0	12500	65.0	.05898	.23592	.01797	.07191	25.615	78.077	84.877
0	12500	70.0	.05908	.23635	.01801	.07204	25.662	78.221	85.033
0	12500	75.0	.05878	.23512	.01791	.07166	25.529	77.814	84.591
0	12500	80.0	.05808	.23232	.01770	.07081	25.224	76.885	83.581
0	12500	85.0	.05693	.22772	.01735	.06941	24.725	75.364	81.928
0	12500	90.0	.05548	.22195	.01691	.06765	24.099	73.454	79.852
0	12500	95.0	.05372	.21491	.01637	.06550	23.334	71.123	77.317
0	12500	100.0	.05173	.20694	.01576	.06307	22.469	68.487	74.452

TABULATION OF DATA FOR  
 ABSORPTION OF SOUND IN AIR VERSUS PERCENT RELATIVE HUMIDITY  
 AT 5 DEGREES CENTIGRADE FOR A FREQUENCY OF 125 HERTZ

(1)	(2)	(3)	(4)	(5)	(6)	(7)	(8)	(9)	(10)
TEMP	FREQ	REL	ATTEN	4M	ATTEN	4M	ATTEN	ATTEN	DECAY
DEGR		HUM	CØEF		CØEF		DB PER	DB PER	RATE
CENT	HERTZ	PER	PER	PER	PER	PER	100	1000	DB PER
		CENT	METER	METER	FOOT	FOOT	METER	FEET	SECOND
5	125	5.0	.00042	.00168	.00012	.00051	.183	.558	.612
5	125	10.0	.00019	.00079	.00006	.00024	.086	.262	.287
5	125	15.0	.00013	.00054	.00004	.00016	.058	.179	.196
5	125	20.0	.00011	.00047	.00003	.00014	.051	.155	.170
5	125	25.0	.00010	.00043	.00003	.00013	.047	.143	.157
5	125	30.0	.00010	.00040	.00003	.00012	.044	.134	.147
5	125	35.0	.00009	.00038	.00002	.00011	.041	.126	.138
5	125	40.0	.00009	.00036	.00002	.00010	.039	.119	.130
5	125	45.0	.00008	.00034	.00002	.00010	.037	.114	.125
5	125	46.0	.00008	.00034	.00002	.00010	.037	.113	.124
5	125	47.0	.00008	.00034	.00002	.00010	.037	.112	.123
5	125	48.0	.00008	.00033	.00002	.00010	.036	.112	.122
5	125	49.0	.00008	.00033	.00002	.00010	.036	.111	.121
5	125	50.0	.00008	.00033	.00002	.00010	.036	.110	.121
5	125	51.0	.00008	.00033	.00002	.00010	.035	.109	.120
5	125	52.0	.00008	.00032	.00002	.00010	.035	.108	.119
5	125	53.0	.00008	.00032	.00002	.00009	.035	.108	.118
5	125	54.0	.00008	.00032	.00002	.00009	.035	.107	.117
5	125	55.0	.00008	.00032	.00002	.00009	.035	.106	.117
5	125	60.0	.00007	.00031	.00002	.00009	.033	.103	.113
5	125	65.0	.00007	.00030	.00002	.00009	.032	.100	.109
5	125	70.0	.00007	.00029	.00002	.00008	.031	.097	.106
5	125	75.0	.00007	.00028	.00002	.00008	.031	.095	.104
5	125	80.0	.00007	.00028	.00002	.00008	.030	.092	.101
5	125	85.0	.00006	.00027	.00002	.00008	.029	.090	.099
5	125	90.0	.00006	.00026	.00002	.00008	.029	.089	.097
5	125	95.0	.00006	.00026	.00002	.00008	.028	.087	.095
5	125	100.0	.00006	.00025	.00001	.00007	.028	.085	.094

TABULATION OF DATA FOR  
 ABSORPTION OF SOUND IN AIR VERSUS PERCENT RELATIVE HUMIDITY  
 AT 5 DEGREES CENTIGRADE FOR A FREQUENCY OF 250 HERTZ

(1)	(2)	(3)	(4)	(5)	(6)	(7)	(8)	(9)	(10)
TEMP	FREQ	REL	ATTEN	4M	ATTEN	4M	ATTEN	ATTEN	DECAY
DEGR		HUM	COEF		COEF		DB PER	DB PER	RATE
CENT	HERTZ	PER-	PER	PER	PER	PER	100	1000	DB PER
		CENT	METER	METER	FOOT	FOOT	METER	FEET	SECOND
5	250	5.0	.00107	.00431	.00032	.00131	.468	1.428	1.567
5	250	10.0	.00052	.00208	.00015	.00063	.225	.688	.755
5	250	15.0	.00033	.00134	.00010	.00040	.145	.444	.487
5	250	20.0	.00026	.00106	.00008	.00032	.115	.350	.385
5	250	25.0	.00023	.00095	.00007	.00028	.103	.314	.345
5	250	30.0	.00022	.00089	.00006	.00027	.096	.294	.323
5	250	35.0	.00021	.00084	.00006	.00025	.091	.278	.305
5	250	40.0	.00020	.00080	.00006	.00024	.086	.264	.290
5	250	45.0	.00019	.00076	.00005	.00023	.082	.252	.277
5	250	46.0	.00018	.00075	.00005	.00023	.082	.250	.274
5	250	47.0	.00018	.00075	.00005	.00022	.081	.248	.272
5	250	48.0	.00018	.00074	.00005	.00022	.080	.246	.270
5	250	49.0	.00018	.00073	.00005	.00022	.080	.243	.267
5	250	50.0	.00018	.00073	.00005	.00022	.079	.241	.265
5	250	51.0	.00018	.00072	.00005	.00022	.078	.239	.262
5	250	52.0	.00017	.00071	.00005	.00021	.078	.237	.260
5	250	53.0	.00017	.00071	.00005	.00021	.077	.236	.259
5	250	54.0	.00017	.00070	.00005	.00021	.077	.234	.257
5	250	55.0	.00017	.00070	.00005	.00021	.076	.233	.256
5	250	60.0	.00017	.00068	.00005	.00020	.074	.226	.248
5	250	65.0	.00016	.00066	.00005	.00020	.072	.219	.241
5	250	70.0	.00016	.00064	.00004	.00019	.070	.214	.235
5	250	75.0	.00015	.00063	.00004	.00019	.068	.209	.229
5	250	80.0	.00015	.00061	.00004	.00018	.066	.203	.223
5	250	85.0	.00015	.00060	.00004	.00018	.065	.199	.218
5	250	90.0	.00014	.00058	.00004	.00017	.063	.194	.213
5	250	95.0	.00014	.00057	.00004	.00017	.062	.191	.209
5	250	100.0	.00014	.00056	.00004	.00017	.061	.187	.206



TABULATION OF DATA FOR  
 ABSORPTION OF SOUND IN AIR VERSUS PERCENT RELATIVE HUMIDITY  
 AT 5 DEGREES CENTIGRADE FOR A FREQUENCY OF 500 HERTZ

(1)	(2)	(3)	(4)	(5)	(6)	(7)	(8)	(9)	(10)
TEMP DEGR CENT	FREQ HERTZ	REL HUM PER CENT	ATTEN COEF PER METER	4M PER METER	ATTEN COEF PER FOOT	4M PER FOOT	ATTEN DB PER 100 METER	ATTEN DB PER 1000 FEET	DECAY RATE DB PER SECOND
5	500	5.0	.00236	.00946	.00072	.00288	1.027	3.131	3.435
5	500	10.0	.00165	.00663	.00050	.00202	.719	2.194	2.407
5	500	15.0	.00106	.00427	.00032	.00130	.464	1.415	1.552
5	500	20.0	.00078	.00312	.00023	.00095	.339	1.033	1.134
5	500	25.0	.00062	.00249	.00019	.00076	.271	.827	.907
5	500	30.0	.00054	.00216	.00016	.00065	.235	.716	.785
5	500	35.0	.00049	.00198	.00015	.00060	.215	.656	.720
5	500	40.0	.00047	.00189	.00014	.00057	.205	.625	.686
5	500	45.0	.00045	.00181	.00013	.00055	.196	.599	.657
5	500	46.0	.00044	.00179	.00013	.00054	.195	.595	.652
5	500	47.0	.00044	.00178	.00013	.00054	.193	.590	.647
5	500	48.0	.00044	.00177	.00013	.00053	.192	.585	.642
5	500	49.0	.00043	.00175	.00013	.00053	.190	.581	.637
5	500	50.0	.00043	.00174	.00013	.00053	.189	.577	.633
5	500	51.0	.00043	.00173	.00013	.00052	.188	.573	.628
5	500	52.0	.00043	.00172	.00013	.00052	.186	.569	.624
5	500	53.0	.00042	.00170	.00013	.00052	.185	.565	.620
5	500	54.0	.00042	.00169	.00012	.00051	.184	.561	.616
5	500	55.0	.00042	.00168	.00012	.00051	.183	.558	.612
5	500	60.0	.00040	.00163	.00012	.00049	.177	.540	.592
5	500	65.0	.00039	.00158	.00012	.00048	.171	.523	.574
5	500	70.0	.00038	.00153	.00011	.00046	.166	.508	.557
5	500	75.0	.00037	.00149	.00011	.00045	.162	.494	.542
5	500	80.0	.00036	.00145	.00011	.00044	.157	.481	.527
5	500	85.0	.00035	.00142	.00010	.00043	.154	.471	.517
5	500	90.0	.00034	.00139	.00010	.00042	.151	.462	.506
5	500	95.0	.00034	.00137	.00010	.00041	.148	.453	.497
5	500	100.0	.00033	.00134	.00010	.00041	.146	.445	.488

TABULATION OF DATA FOR  
 ABSORPTION OF SOUND IN AIR VERSUS PERCENT RELATIVE HUMIDITY  
 AT 5 DEGREES CENTIGRADE FOR A FREQUENCY OF 1000 HERTZ

(1)	(2)	(3)	(4)	(5)	(6)	(7)	(8)	(9)	(10)
TEMP DEGR CENT	FREQ HERTZ	REL HUM PER- CENT	ATTEN COEF PER METER	4M PER METER	ATTEN COEF PER FOOT	4M PER FOOT	ATTEN DB PER 100 METER	ATTEN DB PER 1000 FEET	DECAY RATE DB PER SECOND
5	1000	5.0	.00344	.01377	.00104	.00419	1.495	4.558	5.001
5	1000	10.0	.00473	.01895	.00144	.00577	2.057	6.271	6.880
5	1000	15.0	.00359	.01439	.00109	.00438	1.562	4.762	5.224
5	1000	20.0	.00263	.01052	.00080	.00320	1.142	3.482	3.820
5	1000	25.0	.00205	.00821	.00062	.00250	.892	2.719	2.983
5	1000	30.0	.00169	.00676	.00051	.00206	.734	2.238	2.455
5	1000	35.0	.00143	.00573	.00043	.00174	.622	1.896	2.080
5	1000	40.0	.00126	.00506	.00038	.00154	.549	1.675	1.837
5	1000	45.0	.00114	.00457	.00034	.00139	.496	1.513	1.660
5	1000	46.0	.00112	.00450	.00034	.00137	.488	1.489	1.634
5	1000	47.0	.00111	.00444	.00033	.00135	.482	1.472	1.614
5	1000	48.0	.00109	.00439	.00033	.00133	.477	1.454	1.595
5	1000	49.0	.00108	.00433	.00033	.00132	.471	1.436	1.575
5	1000	50.0	.00107	.00429	.00032	.00130	.466	1.420	1.558
5	1000	51.0	.00106	.00425	.00032	.00129	.461	1.406	1.543
5	1000	52.0	.00104	.00419	.00031	.00127	.455	1.388	1.523
5	1000	53.0	.00103	.00414	.00031	.00126	.450	1.371	1.504
5	1000	54.0	.00102	.00410	.00031	.00125	.445	1.357	1.489
5	1000	55.0	.00101	.00406	.00030	.00123	.441	1.345	1.476
5	1000	60.0	.00098	.00393	.00029	.00119	.426	1.300	1.427
5	1000	65.0	.00095	.00382	.00029	.00116	.415	1.265	1.387
5	1000	70.0	.00093	.00372	.00028	.00113	.404	1.231	1.351
5	1000	75.0	.00090	.00363	.00027	.00110	.394	1.203	1.319
5	1000	80.0	.00088	.00355	.00027	.00108	.385	1.175	1.289
5	1000	85.0	.00086	.00347	.00026	.00106	.377	1.151	1.263
5	1000	90.0	.00085	.00340	.00025	.00103	.369	1.127	1.237
5	1000	95.0	.00083	.00334	.00025	.00101	.362	1.105	1.212
5	1000	100.0	.00081	.00327	.00024	.00099	.355	1.085	1.190

TABULATION OF DATA FOR  
 ABSORPTION OF SOUND IN AIR VERSUS PERCENT RELATIVE HUMIDITY  
 AT 5 DEGREES CENTIGRADE FOR A FREQUENCY OF 2000 HERTZ

(1)	(2)	(3)	(4)	(5)	(6)	(7)	(8)	(9)	(10)
TEMP	FREQ	REL	ATTEN	4M	ATTEN	4M	ATTEN	ATTEN	DECAY
DEGR		HUM	CØEF		CØEF		DB PER	DB PER	RATE
CENT	HERTZ	PER	PER	PER	PER	PER	100	1000	DB PER
		CENT	METER	METER	FOOT	FOOT	METER	FEET	SECOND
5	2000	5.0	.00423	.01693	.00129	.00516	1.839	5.605	6.149
5	2000	10.0	.00844	.03377	.00257	.01029	3.667	11.178	12.263
5	2000	15.0	.00964	.03856	.00293	.01175	4.186	12.761	13.999
5	2000	20.0	.00875	.03501	.00266	.01067	3.801	11.586	12.710
5	2000	25.0	.00711	.02844	.00216	.00866	3.087	9.412	10.325
5	2000	30.0	.00581	.02325	.00177	.00708	2.524	7.695	8.441
5	2000	35.0	.00497	.01988	.00151	.00606	2.159	6.581	7.220
5	2000	40.0	.00428	.01712	.00130	.00521	1.859	5.667	6.217
5	2000	45.0	.00377	.01508	.00114	.00459	1.637	4.990	5.475
5	2000	46.0	.00368	.01473	.00112	.00449	1.600	4.877	5.350
5	2000	47.0	.00360	.01441	.00109	.00439	1.565	4.771	5.234
5	2000	48.0	.00352	.01411	.00107	.00430	1.532	4.670	5.123
5	2000	49.0	.00345	.01382	.00105	.00421	1.500	4.574	5.018
5	2000	50.0	.00338	.01355	.00103	.00413	1.472	4.487	4.922
5	2000	51.0	.00331	.01327	.00101	.00404	1.441	4.394	4.820
5	2000	52.0	.00324	.01299	.00098	.00395	1.410	4.299	4.716
5	2000	53.0	.00318	.01272	.00096	.00387	1.381	4.212	4.620
5	2000	54.0	.00312	.01248	.00095	.00380	1.355	4.130	4.531
5	2000	55.0	.00306	.01224	.00093	.00373	1.329	4.052	4.445
5	2000	60.0	.00280	.01121	.00085	.00341	1.218	3.712	4.073
5	2000	65.0	.00261	.01045	.00079	.00318	1.135	3.460	3.796
5	2000	70.0	.00244	.00978	.00074	.00298	1.061	3.236	3.550
5	2000	75.0	.00232	.00929	.00070	.00283	1.009	3.075	3.374
5	2000	80.0	.00224	.00896	.00068	.00273	.973	2.966	3.254
5	2000	85.0	.00216	.00867	.00066	.00264	.941	2.869	3.148
5	2000	90.0	.00210	.00840	.00064	.00256	.912	2.781	3.050
5	2000	95.0	.00205	.00822	.00062	.00250	.893	2.722	2.986
5	2000	100.0	.00202	.00808	.00061	.00246	.877	2.675	2.935

TABULATION OF DATA FOR  
 ABSORPTION OF SOUND IN AIR VERSUS PERCENT RELATIVE HUMIDITY  
 AT 5 DEGREES CENTIGRADE FOR A FREQUENCY OF 2500 HERTZ

(1)	(2)	(3)	(4)	(5)	(6)	(7)	(8)	(9)	(10)
TEMP DEGR CENT	FREQ HERTZ	REL HUM PER CENT	ATTEN COEF PER METER	4M PER METER	ATTEN COEF PER FOOT	4M PER FOOT	ATTEN DB PER 100 METER	ATTEN DB PER 1000 FEET	DECAY RATE DB PER SECOND
5	2500	5.0	.00460	.01841	.00140	.00561	1.999	6.095	6.686
5	2500	10.0	.00916	.03667	.00279	.01117	3.982	12.137	13.315
5	2500	15.0	.01195	.04783	.00364	.01457	5.193	15.829	17.365
5	2500	20.0	.01185	.04740	.00361	.01444	5.146	15.686	17.208
5	2500	25.0	.01039	.04159	.00316	.01267	4.516	13.765	15.100
5	2500	30.0	.00862	.03451	.00263	.01052	3.747	11.423	12.531
5	2500	35.0	.00730	.02923	.00222	.00891	3.174	9.675	10.614
5	2500	40.0	.00639	.02558	.00194	.00779	2.777	8.466	9.287
5	2500	45.0	.00563	.02252	.00171	.00686	2.445	7.453	8.177
5	2500	46.0	.00548	.02195	.00167	.00669	2.383	7.266	7.971
5	2500	47.0	.00534	.02139	.00162	.00651	2.322	7.078	7.765
5	2500	48.0	.00523	.02093	.00159	.00638	2.272	6.927	7.599
5	2500	49.0	.00511	.02047	.00156	.00624	2.223	6.777	7.434
5	2500	50.0	.00500	.02002	.00152	.00610	2.174	6.627	7.270
5	2500	51.0	.00490	.01960	.00149	.00597	2.128	6.488	7.117
5	2500	52.0	.00480	.01920	.00146	.00585	2.085	6.357	6.973
5	2500	53.0	.00470	.01883	.00143	.00574	2.045	6.234	6.839
5	2500	54.0	.00461	.01847	.00140	.00563	2.006	6.114	6.708
5	2500	55.0	.00453	.01813	.00138	.00552	1.969	6.002	6.584
5	2500	60.0	.00415	.01661	.00126	.00506	1.803	5.498	6.031
5	2500	65.0	.00381	.01526	.00116	.00465	1.657	5.051	5.541
5	2500	70.0	.00354	.01419	.00108	.00432	1.541	4.697	5.153
5	2500	75.0	.00334	.01336	.00101	.00407	1.450	4.421	4.850
5	2500	80.0	.00315	.01261	.00096	.00384	1.369	4.174	4.579
5	2500	85.0	.00300	.01203	.00091	.00366	1.306	3.982	4.368
5	2500	90.0	.00290	.01161	.00088	.00353	1.260	3.843	4.216
5	2500	95.0	.00281	.01127	.00085	.00343	1.223	3.730	4.092
5	2500	100.0	.00273	.01095	.00083	.00333	1.189	3.624	3.976

TABULATION OF DATA FOR  
 ABSORPTION OF SOUND IN AIR VERSUS PERCENT RELATIVE HUMIDITY  
 AT 5 DEGREES CENTIGRADE FOR A FREQUENCY OF 3200 HERTZ

(1)	(2)	(3)	(4)	(5)	(6)	(7)	(8)	(9)	(10)
TEMP DEGR CENT	FREQ HERTZ	REL HUM PER CENT	ATTEN COEF PER METER	4M PER METER	ATTEN COEF PER FOOT	4M PER FOOT	ATTEN DB PER 100 METER	ATTEN DB PER 1000 FEET	DECAY RATE DB PER SECOND
5	3200	5.0	.00511	.02047	.00155	.00623	2.222	6.774	7.431
5	3200	10.0	.00993	.03972	.00302	.01210	4.312	13.144	14.420
5	3200	15.0	.01443	.05773	.00439	.01759	6.268	19.105	20.959
5	3200	20.0	.01557	.06229	.00474	.01898	6.763	20.616	22.615
5	3200	25.0	.01490	.05962	.00454	.01817	6.473	19.731	21.645
5	3200	30.0	.01317	.05271	.00401	.01606	5.723	17.446	19.139
5	3200	35.0	.01126	.04504	.00343	.01373	4.890	14.907	16.353
5	3200	40.0	.00973	.03895	.00296	.01187	4.229	12.892	14.142
5	3200	45.0	.00865	.03463	.00263	.01055	3.760	11.460	12.572
5	3200	46.0	.00847	.03389	.00258	.01033	3.679	11.216	12.304
5	3200	47.0	.00828	.03315	.00252	.01010	3.599	10.972	12.036
5	3200	48.0	.00810	.03243	.00247	.00988	3.521	10.732	11.773
5	3200	49.0	.00793	.03172	.00241	.00966	3.444	10.498	11.516
5	3200	50.0	.00776	.03104	.00236	.00946	3.370	10.274	11.270
5	3200	51.0	.00759	.03039	.00231	.00926	3.300	10.060	11.036
5	3200	52.0	.00744	.02976	.00226	.00907	3.232	9.851	10.807
5	3200	53.0	.00728	.02915	.00222	.00888	3.165	9.648	10.583
5	3200	54.0	.00713	.02853	.00217	.00869	3.098	9.444	10.360
5	3200	55.0	.00698	.02792	.00212	.00851	3.031	9.240	10.137
5	3200	60.0	.00636	.02544	.00193	.00775	2.762	8.420	9.237
5	3200	65.0	.00586	.02345	.00178	.00714	2.546	7.761	8.513
5	3200	70.0	.00545	.02180	.00166	.00664	2.367	7.217	7.917
5	3200	75.0	.00507	.02028	.00154	.00618	2.202	6.713	7.364
5	3200	80.0	.00475	.01901	.00144	.00579	2.064	6.291	6.901
5	3200	85.0	.00449	.01799	.00137	.00548	1.953	5.953	6.531
5	3200	90.0	.00428	.01715	.00130	.00522	1.862	5.677	6.228
5	3200	95.0	.00408	.01632	.00124	.00497	1.772	5.402	5.927
5	3200	100.0	.00393	.01572	.00119	.00479	1.707	5.203	5.708

TABULATION OF DATA FOR  
 ABSORPTION OF SOUND IN AIR VERSUS PERCENT RELATIVE HUMIDITY  
 AT 5 DEGREES CENTIGRADE FOR A FREQUENCY OF 4000 HERTZ

(1)	(2)	(3)	(4)	(5)	(6)	(7)	(8)	(9)	(10)
TEMP DEGR CENT	FREQ HERTZ	REL HUM PER CENT	ATTEN COEF PER METER	4M PER METER	ATTEN COEF PER FOOT	4M PER FOOT	ATTEN DB PER 100 METER	ATTEN DB PER 1000 FEET	DECAY RATE DB PER SECOND
5	4000	5.0	.00569	.02279	.00173	.00694	2.475	7.544	8.275
5	4000	10.0	.01085	.04341	.00330	.01323	4.713	14.367	15.761
5	4000	15.0	.01632	.06528	.00497	.01989	7.088	21.605	23.700
5	4000	20.0	.01923	.07693	.00586	.02344	8.352	25.459	27.928
5	4000	25.0	.01948	.07792	.00593	.02375	8.461	25.790	28.291
5	4000	30.0	.01842	.07368	.00561	.02246	8.000	24.386	26.752
5	4000	35.0	.01645	.06583	.00501	.02006	7.147	21.786	23.899
5	4000	40.0	.01438	.05755	.00438	.01754	6.249	19.048	20.895
5	4000	45.0	.01265	.05060	.00385	.01542	5.494	16.748	18.372
5	4000	46.0	.01235	.04941	.00376	.01506	5.364	16.352	17.938
5	4000	47.0	.01208	.04834	.00368	.01473	5.249	15.999	17.551
5	4000	48.0	.01182	.04728	.00360	.01441	5.133	15.647	17.165
5	4000	49.0	.01158	.04633	.00353	.01412	5.031	15.335	16.823
5	4000	50.0	.01135	.04540	.00346	.01384	4.930	15.027	16.485
5	4000	51.0	.01113	.04455	.00339	.01358	4.838	14.746	16.176
5	4000	52.0	.01094	.04376	.00333	.01333	4.751	14.482	15.887
5	4000	53.0	.01074	.04296	.00327	.01309	4.664	14.218	15.597
5	4000	54.0	.01054	.04216	.00321	.01285	4.578	13.954	15.307
5	4000	55.0	.01034	.04136	.00315	.01260	4.491	13.690	15.018
5	4000	60.0	.00943	.03774	.00287	.01150	4.097	12.490	13.701
5	4000	65.0	.00863	.03453	.00263	.01052	3.749	11.428	12.536
5	4000	70.0	.00798	.03195	.00243	.00974	3.469	10.576	11.602
5	4000	75.0	.00745	.02982	.00227	.00908	3.237	9.869	10.826
5	4000	80.0	.00701	.02804	.00213	.00854	3.044	9.280	10.181
5	4000	85.0	.00657	.02631	.00200	.00802	2.857	8.708	9.553
5	4000	90.0	.00621	.02484	.00189	.00757	2.697	8.220	9.018
5	4000	95.0	.00590	.02362	.00180	.00720	2.564	7.817	8.576
5	4000	100.0	.00564	.02258	.00172	.00688	2.452	7.474	8.199

TABULATION OF DATA FOR  
 ABSORPTION OF SOUND IN AIR VERSUS PERCENT RELATIVE HUMIDITY  
 AT 5 DEGREES CENTIGRADE FOR A FREQUENCY OF 5000 HERTZ

(1)	(2)	(3)	(4)	(5)	(6)	(7)	(8)	(9)	(10)
TEMP	FREQ	REL	ATTEN	4M	ATTEN	4M	ATTEN	ATTEN	DECAY
DEGR		HUM	COEF		COEF		DB PER	DB PER	RATE
CENT	HERTZ	PER	PER	PER	PER	PER	100	1000	DB PER
		CENT	METER	METER	FOOT	FOOT	METER	FEET	SECOND
5	5000	5.0	.00643	.02575	.00196	.00785	2.796	8.524	9.351
5	5000	10.0	.01202	.04811	.00366	.01466	5.224	15.923	17.467
5	5000	15.0	.01789	.07159	.00545	.02182	7.773	23.694	25.993
5	5000	20.0	.02285	.09143	.00696	.02786	9.927	30.258	33.193
5	5000	25.0	.02454	.09817	.00748	.02992	10.659	32.491	35.643
5	5000	30.0	.02436	.09747	.00742	.02971	10.583	32.258	35.387
5	5000	35.0	.02304	.09219	.00702	.02810	10.009	30.510	33.469
5	5000	40.0	.02089	.08359	.00637	.02548	9.076	27.666	30.349
5	5000	45.0	.01866	.07467	.00569	.02276	8.107	24.712	27.110
5	5000	46.0	.01820	.07283	.00555	.02220	7.908	24.104	26.442
5	5000	47.0	.01774	.07099	.00540	.02163	7.708	23.495	25.774
5	5000	48.0	.01733	.06934	.00528	.02113	7.529	22.949	25.176
5	5000	49.0	.01697	.06790	.00517	.02069	7.372	22.472	24.652
5	5000	50.0	.01661	.06646	.00506	.02025	7.216	21.995	24.128
5	5000	51.0	.01627	.06511	.00496	.01984	7.069	21.547	23.638
5	5000	52.0	.01594	.06377	.00485	.01943	6.924	21.106	23.153
5	5000	53.0	.01561	.06247	.00476	.01904	6.783	20.676	22.682
5	5000	54.0	.01533	.06132	.00467	.01869	6.658	20.294	22.263
5	5000	55.0	.01504	.06017	.00458	.01834	6.533	19.913	21.844
5	5000	60.0	.01383	.05533	.00421	.01686	6.008	18.312	20.089
5	5000	65.0	.01276	.05106	.00389	.01556	5.544	16.900	18.539
5	5000	70.0	.01181	.04725	.00360	.01440	5.131	15.639	17.156
5	5000	75.0	.01095	.04380	.00333	.01335	4.756	14.497	15.904
5	5000	80.0	.01024	.04098	.00312	.01249	4.449	13.562	14.877
5	5000	85.0	.00964	.03858	.00294	.01176	4.189	12.770	14.009
5	5000	90.0	.00913	.03653	.00278	.01113	3.967	12.092	13.264
5	5000	95.0	.00866	.03464	.00263	.01055	3.761	11.464	12.576
5	5000	100.0	.00823	.03292	.00250	.01003	3.574	10.894	11.951

TABULATION OF DATA FOR  
 ABSORPTION OF SOUND IN AIR VERSUS PERCENT RELATIVE HUMIDITY  
 AT 5 DEGREES CENTIGRADE FOR A FREQUENCY OF 5940 HERTZ

(1)	(2)	(3)	(4)	(5)	(6)	(7)	(8)	(9)	(10)
TEMP DEGR CENT	FREQ HERTZ	REL HUM PER CENT	ATTEN COEF PER METER	4M PER METER	ATTEN COEF PER FOOT	4M PER FOOT	ATTEN DB PER 100 METER	ATTEN DB PER 1000 FEET	DECAY RATE DB PER SECOND
5	5940	5.0	.00712	.02848	.00217	.00868	3.093	9.428	10.342
5	5940	10.0	.01304	.05217	.00397	.01590	5.665	17.267	18.942
5	5940	15.0	.01905	.07621	.00580	.02323	8.275	25.222	27.669
5	5940	20.0	.02528	.10113	.00770	.03082	10.980	33.468	36.714
5	5940	25.0	.02869	.11477	.00874	.03498	12.461	37.983	41.668
5	5940	30.0	.02945	.11783	.00897	.03591	12.793	38.996	42.779
5	5940	35.0	.02889	.11557	.00880	.03522	12.548	38.249	41.960
5	5940	40.0	.02727	.10911	.00831	.03325	11.847	36.111	39.614
5	5940	45.0	.02494	.09978	.00760	.03041	10.834	33.023	36.226
5	5940	46.0	.02446	.09787	.00745	.02983	10.626	32.390	35.532
5	5940	47.0	.02399	.09596	.00731	.02924	10.419	31.758	34.839
5	5940	48.0	.02351	.09407	.00716	.02867	10.214	31.134	34.154
5	5940	49.0	.02305	.09220	.00702	.02810	10.011	30.514	33.474
5	5940	50.0	.02258	.09033	.00688	.02753	9.808	29.895	32.795
5	5940	51.0	.02210	.08841	.00673	.02694	9.599	29.258	32.096
5	5940	52.0	.02161	.08646	.00658	.02635	9.387	28.613	31.389
5	5940	53.0	.02112	.08451	.00643	.02575	9.175	27.968	30.681
5	5940	54.0	.02071	.08286	.00631	.02525	8.997	27.424	30.084
5	5940	55.0	.02033	.08133	.00619	.02479	8.831	26.918	29.529
5	5940	60.0	.01857	.07428	.00566	.02264	8.065	24.582	26.967
5	5940	65.0	.01715	.06860	.00522	.02090	7.448	22.703	24.905
5	5940	70.0	.01599	.06399	.00487	.01950	6.948	21.179	23.234
5	5940	75.0	.01491	.05964	.00454	.01817	6.475	19.737	21.652
5	5940	80.0	.01393	.05574	.00424	.01699	6.052	18.448	20.237
5	5940	85.0	.01306	.05224	.00398	.01592	5.672	17.291	18.968
5	5940	90.0	.01232	.04928	.00375	.01502	5.350	16.309	17.891
5	5940	95.0	.01168	.04674	.00356	.01424	5.075	15.469	16.969
5	5940	100.0	.01113	.04453	.00339	.01357	4.835	14.739	16.169



TABULATION OF DATA FOR  
 ABSORPTION OF SOUND IN AIR VERSUS PERCENT RELATIVE HUMIDITY  
 AT 5 DEGREES CENTIGRADE FOR A FREQUENCY OF 6300 HERTZ

(1)	(2)	(3)	(4)	(5)	(6)	(7)	(8)	(9)	(10)
TEMP	FREQ	REL	ATTEN	4M	ATTEN	4M	ATTEN	ATTEN	DECAY
DEGR		HUM	COEF		COEF		DB PER	DB PER	RATE
CENT	HERTZ	PER	PER	PER	PER	PER	100	1000	DB PER
		CENT	METER	METER	FOOT	FOOT	METER	FEET	SECOND
5	6300	5.0	.00738	.02954	.00225	.00900	3.207	9.778	10.726
5	6300	10.0	.01342	.05369	.00409	.01636	5.829	17.769	19.492
5	6300	15.0	.01950	.07801	.00594	.02377	8.470	25.818	28.323
5	6300	20.0	.02600	.10402	.00792	.03170	11.294	34.424	37.763
5	6300	25.0	.03003	.12014	.00915	.03662	13.044	39.761	43.618
5	6300	30.0	.03127	.12510	.00953	.03813	13.583	41.401	45.417
5	6300	35.0	.03098	.12393	.00944	.03777	13.456	41.014	44.993
5	6300	40.0	.02964	.11856	.00903	.03613	12.873	39.238	43.045
5	6300	45.0	.02742	.10969	.00835	.03343	11.910	36.302	39.824
5	6300	46.0	.02693	.10774	.00821	.03284	11.698	35.658	39.117
5	6300	47.0	.02645	.10580	.00806	.03224	11.487	35.014	38.410
5	6300	48.0	.02596	.10385	.00791	.03165	11.275	34.369	37.703
5	6300	49.0	.02547	.10190	.00776	.03106	11.064	33.725	36.996
5	6300	50.0	.02499	.09998	.00761	.03047	10.856	33.089	36.299
5	6300	51.0	.02451	.09807	.00747	.02989	10.648	32.458	35.606
5	6300	52.0	.02404	.09617	.00732	.02931	10.441	31.826	34.914
5	6300	53.0	.02355	.09421	.00717	.02871	10.229	31.178	34.203
5	6300	54.0	.02305	.09222	.00702	.02811	10.013	30.521	33.482
5	6300	55.0	.02256	.09024	.00687	.02750	9.797	29.864	32.761
5	6300	60.0	.02060	.08243	.00628	.02512	8.950	27.281	29.927
5	6300	65.0	.01898	.07594	.00578	.02314	8.245	25.132	27.570
5	6300	70.0	.01770	.07083	.00539	.02159	7.691	23.443	25.717
5	6300	75.0	.01655	.06620	.00504	.02018	7.188	21.910	24.036
5	6300	80.0	.01549	.06196	.00472	.01888	6.727	20.506	22.495
5	6300	85.0	.01451	.05806	.00442	.01769	6.304	19.216	21.080
5	6300	90.0	.01368	.05475	.00417	.01668	5.945	18.121	19.878
5	6300	95.0	.01296	.05184	.00395	.01580	5.628	17.157	18.821
5	6300	100.0	.01233	.04934	.00376	.01504	5.358	16.331	17.915

TABULATION OF DATA FOR  
 ABSORPTION OF SOUND IN AIR VERSUS PERCENT RELATIVE HUMIDITY  
 AT 5 DEGREES CENTIGRADE FOR A FREQUENCY OF 8000 HERTZ

(1)	(2)	(3)	(4)	(5)	(6)	(7)	(8)	(9)	(10)
TEMP DEGR CENT	FREQ HERTZ	REL HUM PER CENT	ATTEN COEF PER METER	4M PER METER	ATTEN COEF PER FOOT	4M PER FOOT	ATTEN DB PER 100 METER	ATTEN DB PER 1000 FEET	DECAY RATE DB PER SECOND
5	8000	5.0	.00875	.03502	.00266	.01067	3.802	11.591	12.715
5	8000	10.0	.01533	.06133	.00467	.01869	6.659	20.297	22.266
5	8000	15.0	.02190	.08763	.00667	.02671	9.515	29.002	31.816
5	8000	20.0	.02889	.11557	.00880	.03522	12.548	38.248	41.958
5	8000	25.0	.03549	.14199	.01081	.04327	15.416	46.990	51.548
5	8000	30.0	.03904	.15618	.01190	.04760	16.957	51.687	56.701
5	8000	35.0	.04018	.16073	.01224	.04899	17.451	53.193	58.353
5	8000	40.0	.03994	.15977	.01217	.04870	17.348	52.877	58.006
5	8000	45.0	.03869	.15476	.01179	.04717	16.803	51.218	56.186
5	8000	46.0	.03833	.15332	.01168	.04673	16.647	50.741	55.663
5	8000	47.0	.03794	.15179	.01156	.04626	16.481	50.236	55.108
5	8000	48.0	.03752	.15010	.01143	.04575	16.297	49.674	54.492
5	8000	49.0	.03706	.14826	.01129	.04519	16.098	49.067	53.827
5	8000	50.0	.03657	.14631	.01114	.04459	15.886	48.421	53.118
5	8000	51.0	.03605	.14423	.01099	.04396	15.660	47.734	52.364
5	8000	52.0	.03552	.14211	.01082	.04331	15.430	47.032	51.594
5	8000	53.0	.03499	.13999	.01066	.04267	15.199	46.330	50.824
5	8000	54.0	.03446	.13787	.01050	.04202	14.969	45.628	50.054
5	8000	55.0	.03393	.13575	.01034	.04137	14.739	44.926	49.283
5	8000	60.0	.03131	.12525	.00954	.03817	13.599	41.451	45.472
5	8000	65.0	.02867	.11469	.00874	.03496	12.453	37.958	41.640
5	8000	70.0	.02661	.10644	.00811	.03244	11.556	35.225	38.642
5	8000	75.0	.02481	.09927	.00756	.03025	10.778	32.852	36.039
5	8000	80.0	.02335	.09343	.00711	.02847	10.144	30.922	33.921
5	8000	85.0	.02208	.08834	.00673	.02692	9.592	29.237	32.073
5	8000	90.0	.02085	.08343	.00635	.02543	9.059	27.613	30.291
5	8000	95.0	.01976	.07905	.00602	.02409	8.583	26.162	28.699
5	8000	100.0	.01870	.07481	.00570	.02280	8.122	24.758	27.159

TABULATION OF DATA FOR  
 ABSORPTION OF SOUND IN AIR VERSUS PERCENT RELATIVE HUMIDITY  
 AT 5 DEGREES CENTIGRADE FOR A FREQUENCY OF 10000 HERTZ

(1)	(2)	(3)	(4)	(5)	(6)	(7)	(8)	(9)	(10)
TEMP DEGR CENT	FREQ HERTZ	REL HUM PER CENT	ATTEN COEF PER METER	4M PER METER	ATTEN COEF PER FOOT	4M PER FOOT	ATTEN DB PER 100 METER	ATTEN DB PER 1000 FEET	DECAY RATE DB PER SECOND
5	10000	5.0	.01056	.04225	.00321	.01287	4.587	13.983	15.339
5	10000	10.0	.01772	.07090	.00540	.02161	7.698	23.465	25.741
5	10000	15.0	.02488	.09955	.00758	.03034	10.809	32.947	36.143
5	10000	20.0	.03211	.12847	.00979	.03916	13.949	42.519	46.643
5	10000	25.0	.03994	.15976	.01217	.04869	17.347	52.874	58.003
5	10000	30.0	.04633	.18535	.01412	.05649	20.125	61.342	67.292
5	10000	35.0	.04979	.19919	.01517	.06071	21.627	65.921	72.316
5	10000	40.0	.05088	.20355	.01551	.06204	22.101	67.365	73.899
5	10000	45.0	.05074	.20297	.01546	.06186	22.038	67.173	73.688
5	10000	46.0	.05058	.20235	.01541	.06167	21.970	66.967	73.463
5	10000	47.0	.05040	.20161	.01536	.06145	21.890	66.722	73.194
5	10000	48.0	.05019	.20076	.01529	.06119	21.797	66.440	72.884
5	10000	49.0	.04995	.19983	.01522	.06091	21.697	66.134	72.549
5	10000	50.0	.04965	.19860	.01513	.06053	21.563	65.725	72.101
5	10000	51.0	.04928	.19712	.01502	.06008	21.402	65.236	71.564
5	10000	52.0	.04889	.19559	.01490	.05961	21.237	64.731	71.010
5	10000	53.0	.04850	.19402	.01478	.05913	21.066	64.211	70.440
5	10000	54.0	.04808	.19233	.01465	.05862	20.882	63.651	69.825
5	10000	55.0	.04762	.19048	.01451	.05805	20.681	63.039	69.154
5	10000	60.0	.04489	.17959	.01368	.05474	19.499	59.436	65.202
5	10000	65.0	.04201	.16804	.01280	.05122	18.245	55.613	61.007
5	10000	70.0	.03917	.15668	.01193	.04775	17.011	51.852	56.881
5	10000	75.0	.03633	.14532	.01107	.04429	15.778	48.094	52.759
5	10000	80.0	.03408	.13632	.01038	.04155	14.801	45.114	49.490
5	10000	85.0	.03209	.12837	.00978	.03912	13.938	42.484	46.605
5	10000	90.0	.03040	.12162	.00926	.03707	13.205	40.250	44.154
5	10000	95.0	.02898	.11595	.00883	.03534	12.590	38.375	42.098
5	10000	100.0	.02761	.11046	.00841	.03366	11.993	36.557	40.103

TABULATION OF DATA FOR  
 ABSORPTION OF SOUND IN AIR VERSUS PERCENT RELATIVE HUMIDITY  
 AT 5 DEGREES CENTIGRADE FOR A FREQUENCY OF 12500 HERTZ

(1)	(2)	(3)	(4)	(5)	(6)	(7)	(8)	(9)	(10)
TEMP DEGR CENT	FREQ HERTZ	REL HUM PER CENT	ATTEN COEF PER METER	4M PER METER	ATTEN COEF PER FOOT	4M PER FOOT	ATTEN DB PER 100 METER	ATTEN DB PER 1000 FEET	DECAY RATE DB PER SECOND
5	12500	5.0	.01312	.05250	.00400	.01600	5.700	17.375	19.060
5	12500	10.0	.02094	.08376	.00638	.02553	9.094	27.721	30.410
5	12500	15.0	.02875	.11502	.00876	.03506	12.489	38.067	41.760
5	12500	20.0	.03657	.14629	.01114	.04458	15.883	48.413	53.109
5	12500	25.0	.04478	.17915	.01365	.05460	19.452	59.291	65.042
5	12500	30.0	.05318	.21272	.01620	.06483	23.096	70.399	77.228
5	12500	35.0	.05963	.23854	.01817	.07270	25.900	78.944	86.602
5	12500	40.0	.06324	.25299	.01927	.07711	27.469	83.727	91.849
5	12500	45.0	.06458	.25835	.01968	.07874	28.050	85.499	93.792
5	12500	46.0	.06468	.25875	.01971	.07886	28.094	85.632	93.939
5	12500	47.0	.06478	.25915	.01974	.07899	28.138	85.766	94.085
5	12500	48.0	.06476	.25907	.01974	.07896	28.129	85.739	94.056
5	12500	49.0	.06471	.25887	.01972	.07890	28.107	85.672	93.983
5	12500	50.0	.06464	.25858	.01970	.07881	28.076	85.576	93.877
5	12500	51.0	.06454	.25818	.01967	.07869	28.032	85.443	93.731
5	12500	52.0	.06443	.25774	.01964	.07856	27.984	85.299	93.573
5	12500	53.0	.06423	.25694	.01957	.07831	27.897	85.032	93.280
5	12500	54.0	.06403	.25613	.01951	.07806	27.809	84.765	92.987
5	12500	55.0	.06379	.25518	.01944	.07777	27.706	84.450	92.641
5	12500	60.0	.06200	.24800	.01889	.07559	26.927	82.075	90.036
5	12500	65.0	.05948	.23794	.01813	.07252	25.834	78.745	86.384
5	12500	70.0	.05638	.22555	.01718	.06874	24.489	74.646	81.886
5	12500	75.0	.05323	.21295	.01622	.06490	23.121	70.474	77.310
5	12500	80.0	.05014	.20057	.01528	.06113	21.776	66.377	72.815
5	12500	85.0	.04693	.18775	.01430	.05722	20.385	62.137	68.164
5	12500	90.0	.04443	.17772	.01354	.05416	19.296	58.815	64.520
5	12500	95.0	.04213	.16854	.01284	.05137	18.299	55.778	61.189
5	12500	100.0	.04016	.16065	.01224	.04896	17.443	53.167	58.324

TABULATION OF DATA FOR  
 ABSORPTION OF SOUND IN AIR VERSUS PERCENT RELATIVE HUMIDITY  
 AT 10 DEGREES CENTIGRADE FOR A FREQUENCY OF 125 HERTZ

(1)	(2)	(3)	(4)	(5)	(6)	(7)	(8)	(9)	(10)
TEMP	FREQ	REL	ATTEN	4M	ATTEN	4M	ATTEN	ATTEN	DECAY
DEGR		HUM	COEF		COEF		DB PER	DB PER	RATE
CENT	HERTZ	PER	PER	PER	PER	PER	100	1000	DB PER
		CENT	METER	METER	FOOT	FOOT	METER	FEET	SECOND
10	125	5.0	.00032	.00129	.00009	.00039	.140	.427	.472
10	125	10.0	.00015	.00062	.00004	.00019	.067	.206	.228
10	125	15.0	.00012	.00050	.00003	.00015	.055	.167	.185
10	125	20.0	.00011	.00045	.00003	.00013	.049	.151	.167
10	125	25.0	.00010	.00041	.00003	.00012	.045	.138	.153
10	125	30.0	.00009	.00038	.00002	.00011	.042	.128	.142
10	125	35.0	.00009	.00036	.00002	.00011	.040	.122	.135
10	125	40.0	.00008	.00035	.00002	.00010	.038	.116	.128
10	125	45.0	.00008	.00033	.00002	.00010	.036	.111	.123
10	125	46.0	.00008	.00033	.00002	.00010	.036	.110	.122
10	125	47.0	.00008	.00033	.00002	.00010	.035	.109	.121
10	125	48.0	.00008	.00032	.00002	.00010	.035	.108	.120
10	125	49.0	.00008	.00032	.00002	.00009	.035	.107	.119
10	125	50.0	.00008	.00032	.00002	.00009	.035	.106	.118
10	125	51.0	.00008	.00032	.00002	.00009	.034	.106	.117
10	125	52.0	.00007	.00031	.00002	.00009	.034	.105	.116
10	125	53.0	.00007	.00031	.00002	.00009	.034	.104	.116
10	125	54.0	.00007	.00031	.00002	.00009	.034	.104	.115
10	125	55.0	.00007	.00031	.00002	.00009	.033	.103	.114
10	125	60.0	.00007	.00030	.00002	.00009	.032	.100	.110
10	125	65.0	.00007	.00029	.00002	.00008	.031	.097	.107
10	125	70.0	.00007	.00028	.00002	.00008	.031	.094	.104
10	125	75.0	.00006	.00027	.00002	.00008	.030	.092	.102
10	125	80.0	.00006	.00027	.00002	.00008	.029	.090	.099
10	125	85.0	.00006	.00026	.00002	.00008	.028	.087	.097
10	125	90.0	.00006	.00026	.00001	.00007	.028	.086	.095
10	125	95.0	.00006	.00025	.00001	.00007	.027	.084	.093
10	125	100.0	.00006	.00025	.00001	.00007	.027	.083	.092

TABULATION OF DATA FOR  
 ABSORPTION OF SOUND IN AIR VERSUS PERCENT RELATIVE HUMIDITY  
 AT 10 DEGREES CENTIGRADE FOR A FREQUENCY OF 250 HERTZ

(1)	(2)	(3)	(4)	(5)	(6)	(7)	(8)	(9)	(10)
TEMP	FREQ	REL	ATTEN	4M	ATTEN	4M	ATTEN	ATTEN	DECAY
DEGR		HUM	COEF		COEF		DB PER	DB PER	RATE
CENT	HERTZ	PER	PER	PER	PER	PER	100	1000	DB PER
		CENT	METER	METER	FOOT	FOOT	METER	FEET	SECOND
10	250	5.0	.00085	.00341	.00026	.00104	.370	1.129	1.250
10	250	10.0	.00040	.00160	.00012	.00048	.173	.530	.586
10	250	15.0	.00028	.00114	.00008	.00034	.123	.377	.417
10	250	20.0	.00025	.00100	.00007	.00030	.109	.332	.367
10	250	25.0	.00023	.00092	.00007	.00028	.100	.306	.339
10	250	30.0	.00021	.00086	.00006	.00026	.093	.286	.317
10	250	35.0	.00020	.00081	.00006	.00024	.088	.268	.297
10	250	40.0	.00019	.00077	.00005	.00023	.083	.255	.282
10	250	45.0	.00018	.00074	.00005	.00022	.080	.245	.271
10	250	46.0	.00018	.00073	.00005	.00022	.079	.243	.268
10	250	47.0	.00018	.00072	.00005	.00022	.079	.241	.266
10	250	48.0	.00018	.00072	.00005	.00022	.078	.239	.264
10	250	49.0	.00017	.00071	.00005	.00021	.078	.237	.263
10	250	50.0	.00017	.00071	.00005	.00021	.077	.236	.261
10	250	51.0	.00017	.00070	.00005	.00021	.076	.234	.259
10	250	52.0	.00017	.00070	.00005	.00021	.076	.232	.257
10	250	53.0	.00017	.00069	.00005	.00021	.075	.231	.255
10	250	54.0	.00017	.00069	.00005	.00021	.075	.229	.254
10	250	55.0	.00017	.00068	.00005	.00020	.074	.227	.252
10	250	60.0	.00016	.00066	.00005	.00020	.072	.220	.243
10	250	65.0	.00016	.00064	.00004	.00019	.070	.213	.236
10	250	70.0	.00015	.00062	.00004	.00019	.068	.208	.230
10	250	75.0	.00015	.00061	.00004	.00018	.066	.203	.224
10	250	80.0	.00014	.00059	.00004	.00018	.065	.198	.219
10	250	85.0	.00014	.00058	.00004	.00017	.063	.194	.215
10	250	90.0	.00014	.00057	.00004	.00017	.062	.190	.210
10	250	95.0	.00014	.00056	.00004	.00017	.061	.186	.206
10	250	100.0	.00013	.00055	.00004	.00016	.059	.182	.202

TABULATION OF DATA FOR  
 ABSORPTION OF SOUND IN AIR VERSUS PERCENT RELATIVE HUMIDITY  
 AT 10 DEGREES CENTIGRADE FOR A FREQUENCY OF 500 HERTZ

(1)	(2)	(3)	(4)	(5)	(6)	(7)	(8)	(9)	(10)
TEMP DEGR CENT	FREQ HERTZ	REL HUM PER CENT	ATTEN COEF PER METER	4M PER METER	ATTEN COEF PER FOOT	4M PER FOOT	ATTEN DB PER 100 METER	ATTEN DB PER 1000 FEET	DECAY RATE DB PER SECOND
10	500	5.0	.00251	.01007	.00076	.00207	1.094	3.335	3.691
10	500	10.0	.00129	.00518	.00039	.00157	.562	1.715	1.898
10	500	15.0	.00082	.00331	.00025	.00101	.359	1.097	1.214
10	500	20.0	.00062	.00251	.00019	.00076	.273	.832	.921
10	500	25.0	.00054	.00219	.00016	.00066	.238	.726	.803
10	500	30.0	.00051	.00204	.00015	.00062	.222	.678	.750
10	500	35.0	.00048	.00193	.00014	.00059	.210	.641	.710
10	500	40.0	.00046	.00184	.00014	.00056	.200	.611	.677
10	500	45.0	.00044	.00176	.00013	.00053	.192	.585	.648
10	500	46.0	.00043	.00175	.00013	.00053	.190	.580	.642
10	500	47.0	.00043	.00173	.00013	.00053	.188	.575	.637
10	500	48.0	.00043	.00172	.00013	.00052	.187	.570	.631
10	500	49.0	.00042	.00170	.00013	.00052	.185	.565	.626
10	500	50.0	.00042	.00169	.00012	.00051	.184	.561	.621
10	500	51.0	.00042	.00168	.00012	.00051	.182	.557	.616
10	500	52.0	.00041	.00167	.00012	.00050	.181	.552	.611
10	500	53.0	.00041	.00165	.00012	.00050	.179	.548	.607
10	500	54.0	.00041	.00164	.00012	.00050	.178	.544	.602
10	500	55.0	.00040	.00163	.00012	.00049	.177	.539	.597
10	500	60.0	.00039	.00157	.00012	.00048	.171	.522	.578
10	500	65.0	.00038	.00153	.00011	.00046	.166	.507	.562
10	500	70.0	.00037	.00149	.00011	.00045	.162	.494	.547
10	500	75.0	.00036	.00145	.00011	.00044	.158	.483	.534
10	500	80.0	.00035	.00142	.00010	.00043	.154	.472	.522
10	500	85.0	.00034	.00139	.00010	.00042	.151	.461	.511
10	500	90.0	.00034	.00136	.00010	.00041	.148	.451	.499
10	500	95.0	.00033	.00133	.00010	.00040	.145	.442	.490
10	500	100.0	.00032	.00131	.00009	.00039	.142	.434	.480

TABULATION OF DATA FOR  
 ABSORPTION OF SOUND IN AIR VERSUS PERCENT RELATIVE HUMIDITY  
 AT 10 DEGREES CENTIGRADE FOR A FREQUENCY OF 1000 HERTZ

(1)	(2)	(3)	(4)	(5)	(6)	(7)	(8)	(9)	(10)
TEMP DEGR CENT	FREQ HERTZ	REL HUM PER CENT	ATTEN COEF PER METER	4M PER METER	ATTEN COEF PER FOOT	4M PER FOOT	ATTEN DB PER 100 METER	ATTEN DB PER 1000 FEET	DECAY RATE DB PER SECOND
10	1000	5.0	.00494	.01979	.00150	.00603	2.148	6.549	7.249
10	1000	10.0	.00431	.01726	.00131	.00526	1.874	5.714	6.324
10	1000	15.0	.00279	.01119	.00085	.00341	1.215	3.705	4.100
10	1000	20.0	.00203	.00812	.00061	.00247	.882	2.689	2.976
10	1000	25.0	.00160	.00640	.00048	.00195	.695	2.119	2.346
10	1000	30.0	.00134	.00539	.00041	.00164	.585	1.785	1.976
10	1000	35.0	.00120	.00481	.00036	.00146	.522	1.592	1.762
10	1000	40.0	.00111	.00445	.00033	.00135	.484	1.475	1.632
10	1000	45.0	.00106	.00426	.00032	.00130	.463	1.411	1.562
10	1000	46.0	.00105	.00423	.00032	.00129	.459	1.400	1.550
10	1000	47.0	.00104	.00419	.00032	.00128	.455	1.389	1.538
10	1000	48.0	.00104	.00416	.00031	.00127	.452	1.379	1.526
10	1000	49.0	.00103	.00413	.00031	.00126	.448	1.368	1.514
10	1000	50.0	.00102	.00410	.00031	.00125	.445	1.358	1.503
10	1000	51.0	.00101	.00407	.00031	.00124	.442	1.349	1.493
10	1000	52.0	.00101	.00405	.00030	.00123	.439	1.340	1.484
10	1000	53.0	.00100	.00402	.00030	.00122	.437	1.332	1.474
10	1000	54.0	.00099	.00399	.00030	.00121	.434	1.323	1.465
10	1000	55.0	.00099	.00397	.00030	.00121	.431	1.315	1.455
10	1000	60.0	.00096	.00385	.00029	.00117	.418	1.275	1.411
10	1000	65.0	.00093	.00374	.00028	.00114	.406	1.239	1.371
10	1000	70.0	.00091	.00364	.00027	.00111	.395	1.205	1.334
10	1000	75.0	.00088	.00355	.00027	.00108	.385	1.175	1.300
10	1000	80.0	.00086	.00346	.00026	.00105	.375	1.145	1.267
10	1000	85.0	.00084	.00337	.00025	.00103	.366	1.118	1.237
10	1000	90.0	.00082	.00329	.00025	.00100	.358	1.091	1.207
10	1000	95.0	.00080	.00323	.00024	.00098	.351	1.070	1.185
10	1000	100.0	.00079	.00317	.00024	.00096	.345	1.052	1.164



TABULATION OF DATA FOR  
 ABSORPTION OF SOUND IN AIR VERSUS PERCENT RELATIVE HUMIDITY  
 AT 10 DEGREES CENTIGRADE FOR A FREQUENCY OF 2000 HERTZ

(1)	(2)	(3)	(4)	(5)	(6)	(7)	(8)	(9)	(10)
TEMP DEGR CENT	FREQ HERTZ	REL HUM PER CENT	ATTEN COEF PER METER	4M PER METER	ATTEN COEF PER FOOT	4M PER FOOT	ATTEN DB PER 100 METER	ATTEN DB PER 1000 FEET	DECAY RATE DB PER SECOND
10	2000	5.0	.00638	.02555	.00194	.00778	2.774	8.457	9.360
10	2000	10.0	.01056	.04227	.00322	.01288	4.589	13.989	15.483
10	2000	15.0	.00933	.03733	.00284	.01137	4.053	12.354	13.673
10	2000	20.0	.00695	.02781	.00211	.00847	3.020	9.205	10.188
10	2000	25.0	.00551	.02207	.00168	.00672	2.396	7.304	8.083
10	2000	30.0	.00450	.01802	.00137	.00549	1.957	5.965	6.602
10	2000	35.0	.00383	.01532	.00116	.00466	1.663	5.070	5.611
10	2000	40.0	.00332	.01331	.00101	.00405	1.445	4.406	4.876
10	2000	45.0	.00296	.01187	.00090	.00361	1.289	3.929	4.348
10	2000	46.0	.00291	.01164	.00088	.00354	1.263	3.852	4.263
10	2000	47.0	.00286	.01144	.00087	.00348	1.242	3.785	4.190
10	2000	48.0	.00280	.01123	.00085	.00342	1.219	3.718	4.115
10	2000	49.0	.00275	.01101	.00083	.00335	1.195	3.645	4.034
10	2000	50.0	.00269	.01079	.00082	.00329	1.172	3.573	3.955
10	2000	51.0	.00265	.01063	.00081	.00324	1.154	3.520	3.896
10	2000	52.0	.00261	.01047	.00079	.00319	1.137	3.466	3.837
10	2000	53.0	.00258	.01033	.00078	.00315	1.122	3.420	3.785
10	2000	54.0	.00254	.01019	.00077	.00310	1.106	3.373	3.734
10	2000	55.0	.00252	.01009	.00076	.00307	1.095	3.339	3.695
10	2000	60.0	.00240	.00962	.00073	.00293	1.044	3.184	3.524
10	2000	65.0	.00229	.00919	.00070	.00280	.998	3.043	3.368
10	2000	70.0	.00223	.00893	.00068	.00272	.970	2.957	3.273
10	2000	75.0	.00218	.00873	.00066	.00266	.948	2.890	3.199
10	2000	80.0	.00213	.00853	.00065	.00260	.926	2.824	3.125
10	2000	85.0	.00209	.00836	.00063	.00255	.908	2.769	3.065
10	2000	90.0	.00205	.00820	.00062	.00250	.891	2.716	3.006
10	2000	95.0	.00201	.00805	.00061	.00245	.874	2.665	2.949
10	2000	100.0	.00197	.00791	.00060	.00241	.859	2.620	2.900

TABULATION OF DATA FOR  
 ABSORPTION OF SOUND IN AIR VERSUS PERCENT RELATIVE HUMIDITY  
 AT 10 DEGREES CENTIGRADE FOR A FREQUENCY OF 2500 HERTZ

(1)	(2)	(3)	(4)	(5)	(6)	(7)	(8)	(9)	(10)
TEMP DEGR CENT	FREQ HERTZ	REL HUM PER CENT	ATTEN COEF PER METER	4M PER METER	ATTEN COEF PER FOOT	4M PER FOOT	ATTEN DB PER 100 METER	ATTEN DB PER 1000 FEET	DECAY RATE DB PER SECOND
10	2500	5.0	.00686	.02745	.00209	.00836	2.980	9.085	10.056
10	2500	10.0	.01277	.05110	.00389	.01557	5.548	16.913	18.719
10	2500	15.0	.01285	.05142	.00391	.01567	5.583	17.019	18.836
10	2500	20.0	.01042	.04170	.00317	.01271	4.528	13.802	15.276
10	2500	25.0	.00815	.03263	.00248	.00994	3.543	10.800	11.953
10	2500	30.0	.00677	.02710	.00206	.00826	2.942	8.968	9.926
10	2500	35.0	.00571	.02284	.00174	.00696	2.479	7.559	8.366
10	2500	40.0	.00495	.01983	.00151	.00604	2.153	6.565	7.266
10	2500	45.0	.00439	.01756	.00133	.00535	1.907	5.813	6.434
10	2500	46.0	.00429	.01717	.00130	.00523	1.864	5.684	6.291
10	2500	47.0	.00419	.01678	.00127	.00511	1.822	5.556	6.149
10	2500	48.0	.00410	.01642	.00125	.00500	1.783	5.434	6.014
10	2500	49.0	.00402	.01608	.00122	.00490	1.746	5.324	5.892
10	2500	50.0	.00394	.01578	.00120	.00481	1.714	5.224	5.782
10	2500	51.0	.00387	.01548	.00118	.00472	1.681	5.125	5.672
10	2500	52.0	.00380	.01521	.00115	.00463	1.652	5.036	5.574
10	2500	53.0	.00374	.01496	.00114	.00456	1.624	4.951	5.480
10	2500	54.0	.00367	.01471	.00112	.00448	1.598	4.871	5.391
10	2500	55.0	.00362	.01450	.00110	.00442	1.574	4.800	5.312
10	2500	60.0	.00336	.01344	.00102	.00409	1.459	4.448	4.923
10	2500	65.0	.00318	.01273	.00097	.00388	1.383	4.215	4.665
10	2500	70.0	.00305	.01223	.00093	.00373	1.328	4.050	4.482
10	2500	75.0	.00293	.01175	.00089	.00358	1.276	3.890	4.306
10	2500	80.0	.00286	.01145	.00087	.00349	1.243	3.789	4.194
10	2500	85.0	.00280	.01122	.00085	.00342	1.218	3.713	4.110
10	2500	90.0	.00275	.01100	.00083	.00335	1.195	3.643	4.032
10	2500	95.0	.00269	.01079	.00082	.00329	1.172	3.573	3.954
10	2500	100.0	.00265	.01062	.00080	.00323	1.153	3.516	3.892

TABULATION OF DATA FOR  
 ABSORPTION OF SOUND IN AIR VERSUS PERCENT RELATIVE HUMIDITY  
 AT 10 DEGREES CENTIGRADE FOR A FREQUENCY OF 3200 HERTZ

(1)	(2)	(3)	(4)	(5)	(6)	(7)	(8)	(9)	(10)
TEMP DEGR CENT	FREQ HERTZ	REL HUM PER CENT	ATTEN COEF PER METER	4M PER METER	ATTEN COEF PER FOOT	4M PER FOOT	ATTEN DB PER 100 METER	ATTEN DB PER 1000 FEET	DECAY RATE DB PER SECOND
10	3200	5.0	.00761	.03045	.00232	.00928	3.306	10.079	11.155
10	3200	10.0	.01505	.06022	.00458	.01835	6.538	19.930	22.058
10	3200	15.0	.01706	.06824	.00520	.02080	7.409	22.585	24.996
10	3200	20.0	.01543	.06172	.00470	.01881	6.701	20.427	22.608
10	3200	25.0	.01251	.05005	.00381	.01525	5.435	16.566	18.335
10	3200	30.0	.01026	.04104	.00312	.01250	4.456	13.582	15.032
10	3200	35.0	.00879	.03517	.00268	.01072	3.819	11.641	12.884
10	3200	40.0	.00758	.03032	.00231	.00924	3.292	10.034	11.106
10	3200	45.0	.00669	.02679	.00204	.00816	2.909	8.868	9.815
10	3200	46.0	.00655	.02620	.00199	.00798	2.844	8.670	9.596
10	3200	47.0	.00640	.02563	.00195	.00781	2.783	8.484	9.390
10	3200	48.0	.00627	.02511	.00191	.00765	2.726	8.311	9.198
10	3200	49.0	.00615	.02461	.00187	.00750	2.672	8.146	9.016
10	3200	50.0	.00603	.02414	.00184	.00736	2.622	7.992	8.845
10	3200	51.0	.00590	.02363	.00180	.00720	2.566	7.822	8.657
10	3200	52.0	.00578	.02314	.00176	.00705	2.513	7.660	8.477
10	3200	53.0	.00567	.02268	.00172	.00691	2.462	7.506	8.308
10	3200	54.0	.00556	.02226	.00169	.00678	2.416	7.367	8.153
10	3200	55.0	.00545	.02183	.00166	.00665	2.371	7.227	7.999
10	3200	60.0	.00501	.02006	.00152	.00611	2.178	6.639	7.348
10	3200	65.0	.00468	.01875	.00142	.00571	2.036	6.205	6.868
10	3200	70.0	.00439	.01757	.00133	.00535	1.908	5.817	6.438
10	3200	75.0	.00418	.01675	.00127	.00510	1.819	5.544	6.136
10	3200	80.0	.00404	.01616	.00123	.00492	1.755	5.350	5.922
10	3200	85.0	.00391	.01565	.00119	.00477	1.699	5.179	5.732
10	3200	90.0	.00380	.01520	.00115	.00463	1.650	5.031	5.568
10	3200	95.0	.00372	.01490	.00113	.00454	1.618	4.931	5.458
10	3200	100.0	.00366	.01465	.00111	.00446	1.591	4.850	5.368

TABULATION OF DATA FOR  
 ABSORPTION OF SOUND IN AIR VERSUS PERCENT RELATIVE HUMIDITY  
 AT 10 DEGREES CENTIGRADE FOR A FREQUENCY OF 4000 HERTZ

(1)	(2)	(3)	(4)	(5)	(6)	(7)	(8)	(9)	(10)
TEMP DEGR CENT	FREQ HERTZ	REL HUM PER CENT	ATTEN COEF PER METER	4M PER METER	ATTEN COEF PER FOOT	4M PER FOOT	ATTEN DB PER 100 METER	ATTEN DB PER 1000 FEET	DECAY RATE DB PER SECOND
10	4000	5.0	.00837	.03349	.00255	.01020	3.636	11.084	12.268
10	4000	10.0	.01650	.06601	.00503	.02012	7.167	21.845	24.178
10	4000	15.0	.02126	.08504	.00648	.02592	9.233	28.143	31.148
10	4000	20.0	.02094	.08378	.00638	.02553	9.096	27.727	30.687
10	4000	25.0	.01827	.07311	.00557	.02228	7.938	24.197	26.780
10	4000	30.0	.01514	.06057	.00461	.01846	6.576	20.046	22.186
10	4000	35.0	.01287	.05149	.00392	.01569	5.591	17.042	18.862
10	4000	40.0	.01128	.04514	.00344	.01376	4.902	14.941	16.537
10	4000	45.0	.00994	.03979	.00303	.01213	4.321	13.170	14.577
10	4000	46.0	.00969	.03879	.00295	.01182	4.211	12.837	14.207
10	4000	47.0	.00947	.03788	.00288	.01154	4.113	12.538	13.877
10	4000	48.0	.00927	.03708	.00282	.01130	4.025	12.271	13.581
10	4000	49.0	.00906	.03627	.00276	.01105	3.938	12.004	13.286
10	4000	50.0	.00887	.03548	.00270	.01081	3.853	11.744	12.998
10	4000	51.0	.00869	.03478	.00265	.01060	3.776	11.510	12.739
10	4000	52.0	.00852	.03410	.00259	.01039	3.702	11.286	12.491
10	4000	53.0	.00836	.03344	.00254	.01019	3.631	11.069	12.251
10	4000	54.0	.00820	.03283	.00250	.01000	3.565	10.866	12.027
10	4000	55.0	.00806	.03224	.00245	.00982	3.500	10.670	11.809
10	4000	60.0	.00739	.02956	.00225	.00901	3.210	9.784	10.829
10	4000	65.0	.00680	.02723	.00207	.00830	2.957	9.014	9.977
10	4000	70.0	.00635	.02541	.00193	.00774	2.759	8.411	9.310
10	4000	75.0	.00600	.02400	.00182	.00731	2.606	7.944	8.792
10	4000	80.0	.00566	.02267	.00172	.00691	2.462	7.504	8.306
10	4000	85.0	.00542	.02171	.00165	.00662	2.358	7.187	7.955
10	4000	90.0	.00525	.02102	.00160	.00640	2.282	6.957	7.700
10	4000	95.0	.00511	.02044	.00155	.00623	2.219	6.765	7.488
10	4000	100.0	.00496	.01985	.00151	.00605	2.155	6.571	7.272

TABULATION OF DATA FOR  
 ABSORPTION OF SOUND IN AIR VERSUS PERCENT RELATIVE HUMIDITY  
 AT 10 DEGREES CENTIGRADE FOR A FREQUENCY OF 5000 HERTZ

(1)	(2)	(3)	(4)	(5)	(6)	(7)	(8)	(9)	(10)
TEMP DEGR CENT	FREQ HERTZ	REL HUM PER CENT	ATTEN COEF PER METER	4M PER METER	ATTEN COEF PER FOOT	4M PER FOOT	ATTEN DB PER 100 METER	ATTEN DB PER 1000 FEET	DECAY RATE DB PER SECOND
10	5000	5.0	.00931	.03727	.00284	.01136	4.047	12.336	13.653
10	5000	10.0	.01790	.07161	.00545	.02182	7.775	23.699	26.229
10	5000	15.0	.02543	.10175	.00775	.03101	11.048	33.676	37.271
10	5000	20.0	.02698	.10792	.00822	.03289	11.718	35.717	39.530
10	5000	25.0	.02551	.10205	.00777	.03110	11.080	33.772	37.378
10	5000	30.0	.02228	.08914	.00679	.02717	9.678	29.500	32.650
10	5000	35.0	.01894	.07576	.00577	.02309	8.225	25.072	27.749
10	5000	40.0	.01646	.06587	.00501	.02007	7.152	21.801	24.129
10	5000	45.0	.01469	.05878	.00447	.01791	6.382	19.453	21.530
10	5000	46.0	.01436	.05747	.00437	.01751	6.240	19.020	21.051
10	5000	47.0	.01405	.05621	.00428	.01713	6.103	18.604	20.590
10	5000	48.0	.01374	.05496	.00418	.01675	5.967	18.189	20.131
10	5000	49.0	.01345	.05381	.00410	.01640	5.843	17.810	19.712
10	5000	50.0	.01316	.05267	.00401	.01605	5.719	17.433	19.295
10	5000	51.0	.01289	.05158	.00393	.01572	5.601	17.073	18.896
10	5000	52.0	.01262	.05050	.00384	.01539	5.483	16.712	18.497
10	5000	53.0	.01235	.04941	.00376	.01506	5.364	16.352	18.098
10	5000	54.0	.01209	.04837	.00368	.01474	5.252	16.008	17.718
10	5000	55.0	.01187	.04750	.00361	.01447	5.157	15.720	17.398
10	5000	60.0	.01085	.04343	.00330	.01323	4.715	14.373	15.907
10	5000	65.0	.01004	.04017	.00306	.01224	4.361	13.294	14.714
10	5000	70.0	.00933	.03732	.00284	.01137	4.053	12.353	13.672
10	5000	75.0	.00870	.03482	.00265	.01061	3.781	11.525	12.756
10	5000	80.0	.00820	.03282	.00250	.01000	3.563	10.862	12.022
10	5000	85.0	.00779	.03118	.00237	.00950	3.385	10.319	11.421
10	5000	90.0	.00744	.02977	.00226	.00907	3.232	9.853	10.905
10	5000	95.0	.00712	.02850	.00217	.00868	3.095	9.434	10.441
10	5000	100.0	.00688	.02753	.00209	.00839	2.989	9.112	10.085

TABULATION OF DATA FOR  
 ABSORPTION OF SOUND IN AIR VERSUS PERCENT RELATIVE HUMIDITY  
 AT 10 DEGREES CENTIGRADE FOR A FREQUENCY OF 5940 HERTZ

(1)	(2)	(3)	(4)	(5)	(6)	(7)	(8)	(9)	(10)
TEMP DEGR CENT	FREQ HERTZ	REL HUM PER CENT	ATTEN COEF PER METER	4M PER METER	ATTEN COEF PER FOOT	4M PER FOOT	ATTEN DB PER 100 METER	ATTEN DB PER 1000 FEET	DECAY RATE DB PER SECOND
10	5940	5.0	.01019	.04077	.00310	.01242	4.427	13.493	14.934
10	5940	10.0	.01917	.07668	.00584	.02337	8.325	25.377	28.087
10	5940	15.0	.02846	.11384	.00867	.03469	12.360	37.675	41.698
10	5940	20.0	.03209	.12836	.00978	.03912	13.937	42.480	47.016
10	5940	25.0	.03178	.12714	.00968	.03875	13.804	42.077	46.570
10	5940	30.0	.02926	.11704	.00891	.03567	12.707	38.734	42.870
10	5940	35.0	.02566	.10265	.00782	.03128	11.145	33.971	37.599
10	5940	40.0	.02222	.08891	.00677	.02710	9.654	29.427	32.569
10	5940	45.0	.01966	.07865	.00599	.02397	8.540	26.030	28.810
10	5940	46.0	.01925	.07700	.00586	.02347	8.360	25.483	28.205
10	5940	47.0	.01884	.07538	.00574	.02297	8.185	24.948	27.612
10	5940	48.0	.01848	.07392	.00563	.02253	8.026	24.466	27.078
10	5940	49.0	.01813	.07254	.00552	.02211	7.876	24.007	26.570
10	5940	50.0	.01778	.07115	.00542	.02168	7.725	23.548	26.062
10	5940	51.0	.01744	.06976	.00531	.02126	7.575	23.089	25.554
10	5940	52.0	.01710	.06840	.00521	.02084	7.426	22.637	25.054
10	5940	53.0	.01676	.06707	.00511	.02044	7.282	22.197	24.568
10	5940	54.0	.01644	.06577	.00501	.02004	7.141	21.767	24.091
10	5940	55.0	.01614	.06456	.00491	.01967	7.009	21.365	23.647
10	5940	60.0	.01468	.05872	.00447	.01790	6.376	19.435	21.511
10	5940	65.0	.01352	.05411	.00412	.01649	5.875	17.909	19.821
10	5940	70.0	.01258	.05033	.00383	.01534	5.465	16.657	18.436
10	5940	75.0	.01180	.04720	.00359	.01438	5.125	15.623	17.291
10	5940	80.0	.01105	.04422	.00336	.01347	4.801	14.634	16.197
10	5940	85.0	.01042	.04168	.00317	.01270	4.526	13.796	15.269
10	5940	90.0	.00990	.03960	.00301	.01207	4.300	13.107	14.507
10	5940	95.0	.00946	.03787	.00288	.01154	4.112	12.535	13.874
10	5940	100.0	.00910	.03640	.00277	.01109	3.952	12.046	13.333

TABULATION OF DATA FOR  
 ABSORPTION OF SOUND IN AIR VERSUS PERCENT RELATIVE HUMIDITY  
 AT 10 DEGREES CENTIGRADE FOR A FREQUENCY OF 6300 HERTZ

(1)	(2)	(3)	(4)	(5)	(6)	(7)	(8)	(9)	(10)
TEMP DEGR CENT	FREQ HERTZ	REL HUM PER CENT	ATTEN COEF PER METER	4M PER METER	ATTEN COEF PER FOOT	4M PER FOOT	ATTEN DB PER 100 METER	ATTEN DB PER 1000 FEET	DECAY RATE DB PER SECOND
10	6300	5.0	.01054	.04219	.00321	.01286	4.581	13.965	15.456
10	6300	10.0	.01971	.07884	.00600	.02403	8.560	26.091	28.877
10	6300	15.0	.02934	.11736	.00894	.03577	12.743	38.841	42.988
10	6300	20.0	.03394	.13578	.01034	.04138	14.743	44.937	49.795
10	6300	25.0	.03402	.13611	.01037	.04148	14.778	45.046	49.856
10	6300	30.0	.03186	.12745	.00971	.03884	13.838	42.179	46.682
10	6300	35.0	.02825	.11300	.00861	.03444	12.269	37.397	41.390
10	6300	40.0	.02455	.09823	.00748	.02994	10.665	32.510	35.981
10	6300	45.0	.02172	.08690	.00662	.02648	9.436	28.761	31.832
10	6300	46.0	.02125	.08501	.00647	.02591	9.230	28.135	31.139
10	6300	47.0	.02079	.08316	.00633	.02534	9.029	27.523	30.461
10	6300	48.0	.02037	.08151	.00621	.02484	8.850	26.975	29.855
10	6300	49.0	.01996	.07985	.00608	.02434	8.670	26.427	29.249
10	6300	50.0	.01960	.07842	.00597	.02390	8.514	25.953	28.724
10	6300	51.0	.01925	.07700	.00586	.02347	8.360	25.484	28.205
10	6300	52.0	.01889	.07558	.00575	.02303	8.206	25.014	27.685
10	6300	53.0	.01854	.07416	.00565	.02260	8.052	24.545	27.166
10	6300	54.0	.01819	.07277	.00554	.02218	7.901	24.085	26.657
10	6300	55.0	.01785	.07141	.00544	.02176	7.754	23.635	26.159
10	6300	60.0	.01631	.06524	.00497	.01988	7.083	21.591	23.897
10	6300	65.0	.01498	.05993	.00456	.01826	6.507	19.836	21.954
10	6300	70.0	.01390	.05562	.00423	.01695	6.039	18.409	20.375
10	6300	75.0	.01302	.05208	.00396	.01587	5.655	17.237	19.077
10	6300	80.0	.01224	.04896	.00373	.01492	5.316	16.205	17.935
10	6300	85.0	.01153	.04614	.00351	.01406	5.009	15.270	16.901
10	6300	90.0	.01092	.04370	.00333	.01332	4.745	14.465	16.009
10	6300	95.0	.01043	.04172	.00317	.01271	4.529	13.806	15.281
10	6300	100.0	.01001	.04005	.00305	.01220	4.349	13.256	14.672

TABULATION OF DATA FOR  
 ABSORPTION OF SOUND IN AIR VERSUS PERCENT RELATIVE HUMIDITY  
 AT 10 DEGREES CENTIGRADE FOR A FREQUENCY OF 8000 HERTZ

(1)	(2)	(3)	(4)	(5)	(6)	(7)	(8)	(9)	(10)
TEMP DEGR CENT	FREQ HERTZ	REL HUM PER CENT	ATTEN COEF PER METER	4M PER METER	ATTEN COEF PER FOOT	4M PER FOOT	ATTEN DB PER 100 METER	ATTEN DB PER 1000 FEET	DECAY RATE DB PER SECOND
10	8000	5.0	.01221	.04886	.00372	.01489	5.305	16.172	17.899
10	8000	10.0	.02219	.08877	.00676	.02705	9.639	29.380	32.517
10	8000	15.0	.03270	.13081	.00996	.03987	14.202	43.290	47.913
10	8000	20.0	.04123	.16492	.01256	.05026	17.906	54.580	60.408
10	8000	25.0	.04395	.17580	.01339	.05358	19.088	58.181	64.393
10	8000	30.0	.04346	.17384	.01324	.05298	18.875	57.533	63.676
10	8000	35.0	.04092	.16369	.01247	.04989	17.772	54.171	59.956
10	8000	40.0	.03699	.14799	.01127	.04510	16.068	48.978	54.208
10	8000	45.0	.03300	.13202	.01006	.04024	14.334	43.691	48.356
10	8000	46.0	.03218	.12873	.00980	.03923	13.977	42.604	47.153
10	8000	47.0	.03139	.12559	.00957	.03828	13.636	41.565	46.003
10	8000	48.0	.03075	.12302	.00937	.03749	13.357	40.713	45.060
10	8000	49.0	.03011	.12044	.00917	.03671	13.077	39.861	44.117
10	8000	50.0	.02949	.11798	.00899	.03596	12.810	39.047	43.216
10	8000	51.0	.02890	.11560	.00880	.03523	12.552	38.259	42.344
10	8000	52.0	.02830	.11322	.00862	.03451	12.293	37.470	41.471
10	8000	53.0	.02779	.11116	.00847	.03388	12.069	36.789	40.717
10	8000	54.0	.02727	.10910	.00831	.03325	11.846	36.107	39.962
10	8000	55.0	.02678	.10714	.00816	.03265	11.633	35.459	39.246
10	8000	60.0	.02471	.09885	.00753	.03013	10.733	32.716	36.209
10	8000	65.0	.02282	.09130	.00695	.02782	9.913	30.215	33.441
10	8000	70.0	.02117	.08469	.00645	.02581	9.195	28.029	31.022
10	8000	75.0	.01970	.07882	.00600	.02402	8.558	26.086	28.872
10	8000	80.0	.01848	.07393	.00563	.02253	8.027	24.467	27.080
10	8000	85.0	.01745	.06982	.00532	.02128	7.581	23.108	25.576
10	8000	90.0	.01658	.06633	.00505	.02022	7.202	21.954	24.298
10	8000	95.0	.01573	.06295	.00479	.01918	6.835	20.833	23.058
10	8000	100.0	.01499	.05997	.00457	.01828	6.512	19.849	21.968



TABULATION OF DATA FOR  
 ABSORPTION OF SOUND IN AIR VERSUS PERCENT RELATIVE HUMIDITY  
 AT 10 DEGREES CENTIGRADE FOR A FREQUENCY OF 10000 HERTZ

(1)	(2)	(3)	(4)	(5)	(6)	(7)	(8)	(9)	(10)
TEMP	FREQ	REL	ATTEN	4M	ATTEN	4M	ATTEN	ATTEN	DECAY
DEGR	HERTZ	HUM	COEF	PER	COEF	PER	DB PER	DB PER	RATE
CENT		PER	PER	METER	PER	FOOT	100	1000	DB PER
		CENT	METER	METER	FOOT	FOOT	METER	FEET	SECOND
10	10000	5.0	.01434	.05737	.00437	.01748	6.229	18.989	21.016
10	10000	10.0	.02518	.10075	.00767	.03071	10.939	33.345	36.905
10	10000	15.0	.03615	.14461	.01101	.04407	15.701	47.858	52.968
10	10000	20.0	.04764	.19059	.01452	.05809	20.694	63.077	69.812
10	10000	25.0	.05414	.21657	.01650	.06601	23.514	71.673	79.327
10	10000	30.0	.05579	.22317	.01700	.06802	24.230	73.856	81.742
10	10000	35.0	.05485	.21941	.01671	.06687	23.822	72.611	80.365
10	10000	40.0	.05202	.20811	.01585	.06343	22.595	68.873	76.227
10	10000	45.0	.04782	.19129	.01457	.05830	20.769	63.307	70.067
10	10000	46.0	.04694	.18779	.01431	.05724	20.390	62.149	68.785
10	10000	47.0	.04607	.18429	.01404	.05617	20.010	60.991	67.504
10	10000	48.0	.04520	.18081	.01377	.05511	19.631	59.837	66.227
10	10000	49.0	.04434	.17738	.01351	.05406	19.259	58.703	64.971
10	10000	50.0	.04348	.17395	.01325	.05302	18.887	57.568	63.715
10	10000	51.0	.04262	.17050	.01299	.05196	18.512	56.426	62.451
10	10000	52.0	.04173	.16693	.01272	.05088	18.124	55.245	61.144
10	10000	53.0	.04084	.16336	.01244	.04979	17.737	54.064	59.837
10	10000	54.0	.03998	.15993	.01218	.04874	17.365	52.929	58.581
10	10000	55.0	.03928	.15713	.01197	.04789	17.061	52.003	57.555
10	10000	60.0	.03597	.14388	.01096	.04385	15.622	47.617	52.701
10	10000	65.0	.03332	.13330	.01015	.04063	14.473	44.116	48.827
10	10000	70.0	.03117	.12469	.00950	.03800	13.538	41.266	45.672
10	10000	75.0	.02913	.11655	.00888	.03552	12.655	38.574	42.692
10	10000	80.0	.02734	.10937	.00833	.03333	11.874	36.195	40.060
10	10000	85.0	.02568	.10273	.00782	.03131	11.154	33.998	37.628
10	10000	90.0	.02429	.09717	.00740	.02961	10.550	32.159	35.593
10	10000	95.0	.02311	.09244	.00704	.02817	10.036	30.592	33.859
10	10000	100.0	.02207	.08828	.00672	.02691	9.585	29.218	32.338

TABULATION OF DATA FOR  
 ABSORPTION OF SOUND IN AIR VERSUS PERCENT RELATIVE HUMIDITY  
 AT 10 DEGREES CENTIGRADE FOR A FREQUENCY OF 12500 HERTZ

(1)	(2)	(3)	(4)	(5)	(6)	(7)	(8)	(9)	(10)
TEMP DEGR CENT	FREQ HERTZ	REL HUM PER CENT	ATTEN COEF PER METER	4M PER METER	ATTEN COEF PER FOOT	4M PER FOOT	ATTEN DB PER 100 METER	ATTEN DB PER 1000 FEET	DECAY RATE DB PER SECOND
10	12500	5.0	.01727	.06910	.00526	.02106	7.503	22.870	25.312
10	12500	10.0	.02909	.11637	.00886	.03547	12.635	38.513	42.626
10	12500	15.0	.04091	.16364	.01246	.04987	17.767	54.156	59.939
10	12500	20.0	.05359	.21439	.01633	.06534	23.277	70.951	78.527
10	12500	25.0	.06447	.25788	.01965	.07860	28.000	85.345	94.458
10	12500	30.0	.06965	.27860	.02122	.08491	30.249	92.202	102.047
10	12500	35.0	.07078	.28312	.02157	.08629	30.740	93.698	103.702
10	12500	40.0	.06970	.27883	.02124	.08498	30.274	92.277	102.130
10	12500	45.0	.06679	.26718	.02035	.08143	29.009	88.422	97.863
10	12500	46.0	.06603	.26413	.02012	.08050	28.678	87.412	96.746
10	12500	47.0	.06519	.26076	.01987	.07948	28.312	86.298	95.513
10	12500	48.0	.06431	.25726	.01960	.07841	27.932	85.137	94.228
10	12500	49.0	.06336	.25345	.01931	.07725	27.518	83.878	92.834
10	12500	50.0	.06241	.24964	.01902	.07609	27.104	82.616	91.438
10	12500	51.0	.06145	.24583	.01873	.07492	26.691	81.355	90.042
10	12500	52.0	.06050	.24201	.01844	.07376	26.277	80.093	88.645
10	12500	53.0	.05955	.23820	.01815	.07260	25.863	78.832	87.249
10	12500	54.0	.05859	.23439	.01786	.07144	25.449	77.570	85.853
10	12500	55.0	.05764	.23059	.01757	.07028	25.036	76.312	84.460
10	12500	60.0	.05291	.21165	.01612	.06451	22.980	70.045	77.524
10	12500	65.0	.04873	.19494	.01485	.05942	21.166	64.516	71.405
10	12500	70.0	.04533	.18133	.01381	.05527	19.688	60.012	66.420
10	12500	75.0	.04251	.17004	.01295	.05183	18.462	56.275	62.284
10	12500	80.0	.04018	.16075	.01224	.04899	17.454	53.201	58.881
10	12500	85.0	.03795	.15181	.01156	.04627	16.483	50.241	55.605
10	12500	90.0	.03593	.14375	.01095	.04381	15.608	47.574	52.654
10	12500	95.0	.03403	.13613	.01037	.04149	14.780	45.051	49.862
10	12500	100.0	.03242	.12971	.00988	.03953	14.083	42.928	47.512

TABULATION OF DATA FOR  
 ABSORPTION OF SOUND IN AIR VERSUS PERCENT RELATIVE HUMIDITY  
 AT 15 DEGREES CENTIGRADE FOR A FREQUENCY OF 125 HERTZ

(1)	(2)	(3)	(4)	(5)	(6)	(7)	(8)	(9)	(10)
TEMP DEGR CENT	FREQ HERTZ	REL HUM PER CENT	ATTEN COEF PER METER	4M PER METER	ATTEN COEF PER FOOT	4M PER FOOT	ATTEN DB PER 100 METER	ATTEN DB PER 1000 FEET	DECAY RATE DB PER SECOND
15	125	5.0	.00025	.00102	.00007	.00031	.111	.338	.378
15	125	10.0	.00014	.00057	.00004	.00017	.062	.191	.213
15	125	15.0	.00012	.00049	.00003	.00015	.054	.165	.184
15	125	20.0	.00011	.00044	.00003	.00013	.048	.147	.164
15	125	25.0	.00010	.00041	.00003	.00012	.044	.135	.151
15	125	30.0	.00009	.00038	.00002	.00011	.041	.127	.142
15	125	35.0	.00009	.00036	.00002	.00011	.039	.119	.133
15	125	40.0	.00008	.00034	.00002	.00010	.037	.114	.127
15	125	45.0	.00008	.00033	.00002	.00010	.035	.109	.121
15	125	46.0	.00008	.00032	.00002	.00009	.035	.108	.121
15	125	47.0	.00008	.00032	.00002	.00009	.035	.107	.120
15	125	48.0	.00008	.00032	.00002	.00009	.035	.106	.119
15	125	49.0	.00008	.00032	.00002	.00009	.034	.106	.118
15	125	50.0	.00007	.00031	.00002	.00009	.034	.105	.117
15	125	51.0	.00007	.00031	.00002	.00009	.034	.104	.116
15	125	52.0	.00007	.00031	.00002	.00009	.034	.103	.116
15	125	53.0	.00007	.00031	.00002	.00009	.033	.103	.115
15	125	54.0	.00007	.00030	.00002	.00009	.033	.102	.114
15	125	55.0	.00007	.00030	.00002	.00009	.033	.101	.113
15	125	60.0	.00007	.00029	.00002	.00009	.032	.098	.109
15	125	65.0	.00007	.00028	.00002	.00008	.031	.095	.106
15	125	70.0	.00007	.00028	.00002	.00008	.030	.092	.103
15	125	75.0	.00006	.00027	.00002	.00008	.029	.090	.101
15	125	80.0	.00006	.00026	.00002	.00008	.029	.088	.098
15	125	85.0	.00006	.00026	.00001	.00007	.028	.086	.096
15	125	90.0	.00006	.00025	.00001	.00007	.027	.084	.094
15	125	95.0	.00006	.00025	.00001	.00007	.027	.083	.092
15	125	100.0	.00006	.00024	.00001	.00007	.026	.081	.090

TABULATION OF DATA FOR  
 ABSORPTION OF SOUND IN AIR VERSUS PERCENT RELATIVE HUMIDITY  
 AT 15 DEGREES CENTIGRADE FOR A FREQUENCY OF 250 HERTZ

(1)	(2)	(3)	(4)	(5)	(6)	(7)	(8)	(9)	(10)
TEMP DEGR CENT	FREQ HERTZ	REL HUM PER CENT	ATTEN COEF PER METER	4M PER METER	ATTEN COEF PER FOOT	4M PER FOOT	ATTEN DB PER 100 METER	ATTEN DB PER 1000 FEET	DECAY RATE DB PER SECOND
15	250	5.0	.00066	.00266	.00020	.00081	.289	.882	.985
15	250	10.0	.00032	.00131	.00010	.00040	.142	.435	.485
15	250	15.0	.00027	.00108	.00008	.00033	.118	.360	.402
15	250	20.0	.00024	.00097	.00007	.00029	.106	.324	.361
15	250	25.0	.00022	.00089	.00006	.00027	.097	.296	.331
15	250	30.0	.00020	.00083	.00006	.00025	.090	.276	.308
15	250	35.0	.00019	.00079	.00006	.00024	.085	.261	.292
15	250	40.0	.00018	.00075	.00005	.00022	.081	.249	.278
15	250	45.0	.00018	.00072	.00005	.00021	.078	.238	.266
15	250	46.0	.00017	.00071	.00005	.00021	.077	.236	.264
15	250	47.0	.00017	.00070	.00005	.00021	.076	.234	.261
15	250	48.0	.00017	.00070	.00005	.00021	.076	.232	.259
15	250	49.0	.00017	.00069	.00005	.00021	.075	.231	.258
15	250	50.0	.00017	.00069	.00005	.00021	.075	.229	.256
15	250	51.0	.00017	.00068	.00005	.00021	.074	.228	.254
15	250	52.0	.00017	.00068	.00005	.00020	.074	.226	.252
15	250	53.0	.00016	.00067	.00005	.00020	.073	.224	.251
15	250	54.0	.00016	.00067	.00005	.00020	.073	.223	.249
15	250	55.0	.00016	.00066	.00005	.00020	.072	.221	.247
15	250	60.0	.00016	.00064	.00004	.00019	.070	.214	.239
15	250	65.0	.00015	.00063	.00004	.00019	.068	.208	.233
15	250	70.0	.00015	.00061	.00004	.00018	.066	.202	.226
15	250	75.0	.00014	.00059	.00004	.00018	.064	.197	.220
15	250	80.0	.00014	.00058	.00004	.00017	.063	.192	.215
15	250	85.0	.00014	.00056	.00004	.00017	.061	.188	.210
15	250	90.0	.00013	.00055	.00004	.00017	.060	.185	.206
15	250	95.0	.00013	.00054	.00004	.00016	.059	.181	.202
15	250	100.0	.00013	.00053	.00004	.00016	.058	.178	.198

TABULATION OF DATA FOR  
 ABSORPTION OF SOUND IN AIR VERSUS PERCENT RELATIVE HUMIDITY  
 AT 15 DEGREES CENTIGRADE FOR A FREQUENCY OF 500 HERTZ

(1)	(2)	(3)	(4)	(5)	(6)	(7)	(8)	(9)	(10)
TEMP DEGR CENT	FREQ HERTZ	REL HUM PER CENT	ATTEN COEF PER METER	4M PER METER	ATTEN COEF PER FOOT	4M PER FOOT	ATTEN DB PER 100 METER	ATTEN DB PER 1000 FEET	DECAY RATE DB PER SECOND
15	500	5.0	.00212	.00848	.00064	.00258	.921	2.808	3.135
15	500	10.0	.00099	.00397	.00030	.00121	.431	1.314	1.468
15	500	15.0	.00066	.00267	.00020	.00081	.290	.886	.989
15	500	20.0	.00057	.00230	.00017	.00070	.250	.763	.852
15	500	25.0	.00053	.00212	.00016	.00064	.231	.704	.786
15	500	30.0	.00049	.00199	.00015	.00060	.216	.659	.736
15	500	35.0	.00046	.00187	.00014	.00057	.203	.621	.693
15	500	40.0	.00044	.00177	.00013	.00054	.193	.588	.656
15	500	45.0	.00042	.00170	.00012	.00051	.184	.563	.628
15	500	46.0	.00042	.00168	.00012	.00051	.183	.558	.623
15	500	47.0	.00041	.00167	.00012	.00051	.181	.554	.619
15	500	48.0	.00041	.00166	.00012	.00050	.180	.550	.614
15	500	49.0	.00041	.00165	.00012	.00050	.179	.546	.610
15	500	50.0	.00041	.00164	.00012	.00050	.178	.542	.606
15	500	51.0	.00040	.00162	.00012	.00049	.176	.539	.601
15	500	52.0	.00040	.00161	.00012	.00049	.175	.535	.597
15	500	53.0	.00040	.00160	.00012	.00048	.174	.531	.593
15	500	54.0	.00039	.00159	.00012	.00048	.173	.528	.590
15	500	55.0	.00039	.00158	.00012	.00048	.172	.525	.586
15	500	60.0	.00038	.00153	.00011	.00046	.167	.509	.568
15	500	65.0	.00037	.00149	.00011	.00045	.161	.493	.550
15	500	70.0	.00036	.00145	.00011	.00044	.157	.480	.536
15	500	75.0	.00035	.00141	.00010	.00043	.153	.468	.523
15	500	80.0	.00034	.00138	.00010	.00042	.150	.458	.511
15	500	85.0	.00033	.00135	.00010	.00041	.146	.447	.499
15	500	90.0	.00033	.00132	.00010	.00040	.143	.438	.489
15	500	95.0	.00032	.00130	.00009	.00039	.141	.430	.481
15	500	100.0	.00031	.00127	.00009	.00038	.138	.423	.472

TABULATION OF DATA FOR  
 ABSORPTION OF SOUND IN AIR VERSUS PERCENT RELATIVE HUMIDITY  
 AT 15 DEGREES CENTIGRADE FOR A FREQUENCY OF 1000 HERTZ

(1)	(2)	(3)	(4)	(5)	(6)	(7)	(8)	(9)	(10)
TEMP	FREQ	REL	ATTEN	4M	ATTEN	4M	ATTEN	ATTEN	DECAY
DEGR	HERTZ	HUM	COEF	PER	COEF	PER	DB PER	DB PER	RATE
CENT		PER	PER	METER	PER	FOOT	100	1000	DB PER
		CENT	METER		FOOT		METER	FEET	SECOND
15	1000	5.0	.00573	.02295	.00174	.00699	2.492	7.596	8.480
15	1000	10.0	.00337	.01348	.00102	.00411	1.464	4.464	4.983
15	1000	15.0	.00217	.00868	.00066	.00264	.942	2.872	3.207
15	1000	20.0	.00160	.00642	.00048	.00195	.697	2.127	2.375
15	1000	25.0	.00133	.00533	.00040	.00162	.579	1.766	1.972
15	1000	30.0	.00120	.00481	.00036	.00146	.523	1.594	1.780
15	1000	35.0	.00114	.00456	.00034	.00139	.495	1.509	1.685
15	1000	40.0	.00108	.00435	.00033	.00132	.472	1.440	1.607
15	1000	45.0	.00104	.00417	.00031	.00127	.453	1.381	1.542
15	1000	46.0	.00103	.00414	.00031	.00126	.449	1.370	1.530
15	1000	47.0	.00102	.00410	.00031	.00125	.446	1.360	1.518
15	1000	48.0	.00101	.00407	.00031	.00124	.442	1.349	1.506
15	1000	49.0	.00101	.00404	.00030	.00123	.439	1.338	1.494
15	1000	50.0	.00100	.00401	.00030	.00122	.435	1.328	1.483
15	1000	51.0	.00099	.00398	.00030	.00121	.432	1.319	1.473
15	1000	52.0	.00098	.00395	.00030	.00120	.429	1.310	1.463
15	1000	53.0	.00098	.00393	.00029	.00119	.426	1.301	1.452
15	1000	54.0	.00097	.00390	.00029	.00119	.423	1.292	1.442
15	1000	55.0	.00096	.00387	.00029	.00118	.420	1.282	1.432
15	1000	60.0	.00093	.00374	.00028	.00114	.406	1.239	1.383
15	1000	65.0	.00090	.00362	.00027	.00110	.393	1.199	1.339
15	1000	70.0	.00088	.00352	.00026	.00107	.382	1.166	1.302
15	1000	75.0	.00086	.00344	.00026	.00104	.373	1.139	1.271
15	1000	80.0	.00084	.00336	.00025	.00102	.365	1.114	1.244
15	1000	85.0	.00082	.00329	.00025	.00100	.357	1.090	1.218
15	1000	90.0	.00080	.00323	.00024	.00098	.351	1.070	1.195
15	1000	95.0	.00079	.00317	.00024	.00096	.344	1.050	1.173
15	1000	100.0	.00077	.00311	.00023	.00095	.338	1.031	1.151

TABULATION OF DATA FOR  
 ABSORPTION OF SOUND IN AIR VERSUS PERCENT RELATIVE HUMIDITY  
 AT 15 DEGREES CENTIGRADE FOR A FREQUENCY OF 2000 HERTZ

(1)	(2)	(3)	(4)	(5)	(6)	(7)	(8)	(9)	(10)
TEMP DEGR CENT	FREQ HERTZ	REL HUM PER CENT	ATTEN COEF PER METER	4M PER METER	ATTEN COEF PER FOOT	4M PER FOOT	ATTEN DB PER 100 METER	ATTEN DB PER 1000 FEET	DECAY RATE DB PER SECOND
15	2000	5.0	.00954	.03819	.00291	.01164	4.147	12.641	14.113
15	2000	10.0	.01093	.04374	.00333	.01333	4.749	14.477	16.164
15	2000	15.0	.00749	.02996	.00228	.00913	3.253	9.916	11.071
15	2000	20.0	.00553	.02215	.00168	.00675	2.405	7.331	8.185
15	2000	25.0	.00433	.01734	.00132	.00528	1.882	5.739	6.407
15	2000	30.0	.00358	.01432	.00109	.00436	1.554	4.739	5.290
15	2000	35.0	.00310	.01241	.00094	.00378	1.347	4.108	4.587
15	2000	40.0	.00277	.01110	.00084	.00338	1.206	3.676	4.104
15	2000	45.0	.00260	.01040	.00079	.00317	1.130	3.444	3.846
15	2000	46.0	.00256	.01026	.00078	.00312	1.114	3.395	3.791
15	2000	47.0	.00253	.01013	.00077	.00308	1.100	3.354	3.745
15	2000	48.0	.00250	.01003	.00076	.00305	1.089	3.320	3.706
15	2000	49.0	.00248	.00993	.00075	.00302	1.078	3.288	3.671
15	2000	50.0	.00246	.00986	.00075	.00300	1.070	3.263	3.643
15	2000	51.0	.00244	.00979	.00074	.00298	1.063	3.241	3.618
15	2000	52.0	.00243	.00972	.00074	.00296	1.056	3.218	3.593
15	2000	53.0	.00241	.00966	.00073	.00294	1.049	3.199	3.571
15	2000	54.0	.00240	.00960	.00073	.00292	1.043	3.179	3.549
15	2000	55.0	.00238	.00954	.00072	.00291	1.036	3.159	3.527
15	2000	60.0	.00231	.00925	.00070	.00282	1.004	3.062	3.419
15	2000	65.0	.00225	.00901	.00068	.00274	.979	2.984	3.331
15	2000	70.0	.00219	.00878	.00066	.00267	.953	2.907	3.245
15	2000	75.0	.00214	.00858	.00065	.00261	.932	2.841	3.172
15	2000	80.0	.00209	.00838	.00063	.00255	.910	2.776	3.099
15	2000	85.0	.00205	.00821	.00062	.00250	.891	2.718	3.035
15	2000	90.0	.00201	.00804	.00061	.00245	.873	2.662	2.972
15	2000	95.0	.00196	.00787	.00060	.00240	.855	2.607	2.910
15	2000	100.0	.00193	.00772	.00058	.00235	.839	2.557	2.855

TABULATION OF DATA FOR  
 ABSORPTION OF SOUND IN AIR VERSUS PERCENT RELATIVE HUMIDITY  
 AT 15 DEGREES CENTIGRADE FOR A FREQUENCY OF 2500 HERTZ

(1)	(2)	(3)	(4)	(5)	(6)	(7)	(8)	(9)	(10)
TEMP DEGR CENT	FREQ HERTZ	REL HUM PER CENT	ATTEN COEF PER METER	4M PER METER	ATTEN COEF PER FOOT	4M PER FOOT	ATTEN DB PER 100 METER	ATTEN DB PER 1000 FEET	DECAY RATE DB PER SECOND
15	2500	5.0	.01022	.04090	.00311	.01246	4.441	13.538	15.114
15	2500	10.0	.01441	.05765	.00439	.01757	6.259	19.080	21.302
15	2500	15.0	.01119	.04479	.00341	.01365	4.863	14.823	16.549
15	2500	20.0	.00819	.03279	.00249	.00999	3.561	10.854	12.118
15	2500	25.0	.00645	.02580	.00196	.00786	2.802	8.540	9.535
15	2500	30.0	.00532	.02128	.00162	.00648	2.310	7.043	7.863
15	2500	35.0	.00452	.01811	.00138	.00552	1.967	5.995	6.693
15	2500	40.0	.00399	.01598	.00121	.00487	1.735	5.291	5.907
15	2500	45.0	.00361	.01445	.00110	.00440	1.569	4.784	5.341
15	2500	46.0	.00355	.01423	.00108	.00433	1.545	4.710	5.259
15	2500	47.0	.00350	.01402	.00106	.00427	1.522	4.641	5.181
15	2500	48.0	.00346	.01386	.00105	.00422	1.505	4.588	5.122
15	2500	49.0	.00342	.01370	.00104	.00417	1.488	4.536	5.064
15	2500	50.0	.00338	.01354	.00103	.00412	1.470	4.483	5.005
15	2500	51.0	.00335	.01340	.00102	.00408	1.455	4.437	4.953
15	2500	52.0	.00332	.01328	.00101	.00404	1.441	4.395	4.906
15	2500	53.0	.00328	.01312	.00100	.00400	1.425	4.344	4.850
15	2500	54.0	.00324	.01296	.00098	.00395	1.408	4.292	4.791
15	2500	55.0	.00321	.01284	.00097	.00391	1.394	4.249	4.744
15	2500	60.0	.00309	.01239	.00094	.00377	1.345	4.101	4.579
15	2500	65.0	.00301	.01206	.00091	.00367	1.310	3.994	4.459
15	2500	70.0	.00293	.01175	.00089	.00358	1.276	3.890	4.343
15	2500	75.0	.00287	.01150	.00087	.00350	1.248	3.806	4.249
15	2500	80.0	.00281	.01124	.00085	.00342	1.221	3.722	4.155
15	2500	85.0	.00275	.01102	.00084	.00336	1.197	3.649	4.074
15	2500	90.0	.00270	.01081	.00082	.00329	1.174	3.579	3.995
15	2500	95.0	.00265	.01060	.00080	.00323	1.151	3.509	3.918
15	2500	100.0	.00260	.01042	.00079	.00317	1.131	3.449	3.851



TABULATION OF DATA FOR  
 ABSORPTION OF SOUND IN AIR VERSUS PERCENT RELATIVE HUMIDITY  
 AT 15 DEGREES CENTIGRADE FOR A FREQUENCY OF 3200 HERTZ

(1)	(2)	(3)	(4)	(5)	(6)	(7)	(8)	(9)	(10)
TEMP DEGR CENT	FREQ HERTZ	REL HUM PER CENT	ATTEN COEF PER METER	4M PER METER	ATTEN COEF PER FOOT	4M PER FOOT	ATTEN DB PER 100 METER	ATTEN DB PER 1000 FEET	DECAY RATE DB PER SECOND
15	3200	5.0	.01108	.04435	.00338	.01352	4.816	14.680	16.390
15	3200	10.0	.01858	.07432	.00566	.02265	8.070	24.597	27.462
15	3200	15.0	.01670	.06681	.00509	.02036	7.254	22.111	24.686
15	3200	20.0	.01254	.05018	.00382	.01529	5.448	16.607	18.541
15	3200	25.0	.00997	.03990	.00304	.01216	4.332	13.207	14.745
15	3200	30.0	.00816	.03267	.00248	.00995	3.547	10.813	12.072
15	3200	35.0	.00695	.02781	.00211	.00847	3.019	9.204	10.276
15	3200	40.0	.00606	.02426	.00184	.00739	2.635	8.031	8.967
15	3200	45.0	.00540	.02162	.00164	.00659	2.348	7.157	7.990
15	3200	46.0	.00530	.02121	.00161	.00646	2.303	7.020	7.837
15	3200	47.0	.00520	.02082	.00158	.00634	2.260	6.891	7.693
15	3200	48.0	.00511	.02047	.00156	.00624	2.223	6.776	7.566
15	3200	49.0	.00503	.02012	.00153	.00613	2.184	6.659	7.435
15	3200	50.0	.00493	.01974	.00150	.00601	2.143	6.534	7.295
15	3200	51.0	.00484	.01937	.00147	.00590	2.103	6.412	7.159
15	3200	52.0	.00477	.01910	.00145	.00582	2.073	6.321	7.057
15	3200	53.0	.00470	.01882	.00143	.00573	2.043	6.229	6.955
15	3200	54.0	.00464	.01858	.00141	.00566	2.017	6.149	6.865
15	3200	55.0	.00458	.01834	.00139	.00559	1.991	6.069	6.776
15	3200	60.0	.00437	.01749	.00133	.00533	1.899	5.788	6.462
15	3200	65.0	.00418	.01672	.00127	.00509	1.816	5.535	6.180
15	3200	70.0	.00405	.01623	.00123	.00494	1.762	5.373	5.999
15	3200	75.0	.00396	.01587	.00120	.00483	1.723	5.254	5.866
15	3200	80.0	.00388	.01553	.00118	.00473	1.686	5.140	5.738
15	3200	85.0	.00380	.01522	.00116	.00464	1.653	5.038	5.625
15	3200	90.0	.00373	.01494	.00113	.00455	1.623	4.947	5.523
15	3200	95.0	.00366	.01467	.00111	.00447	1.593	4.855	5.421
15	3200	100.0	.00360	.01443	.00110	.00440	1.567	4.778	5.334

TABULATION OF DATA FOR  
 ABSORPTION OF SOUND IN AIR VERSUS PERCENT RELATIVE HUMIDITY  
 AT 15 DEGREES CENTIGRADE FOR A FREQUENCY OF 4000 HERTZ

(1)	(2)	(3)	(4)	(5)	(6)	(7)	(8)	(9)	(10)
TEMP DEGR CENT	FREQ HERTZ	REL HUM PER CENT	ATTEN COEF PER METER	4M PER METER	ATTEN COEF PER FOOT	4M PER FOOT	ATTEN DB PER 100 METER	ATTEN DB PER 1000 FEET	DECAY RATE DB PER SECOND
15	4000	5.0	.01210	.04843	.00369	.01476	5.258	16.029	17.896
15	4000	10.0	.02247	.08991	.00685	.02740	9.762	29.755	33.220
15	4000	15.0	.02276	.09105	.00693	.02775	9.886	30.134	33.643
15	4000	20.0	.01858	.07435	.00566	.02266	8.072	24.606	27.472
15	4000	25.0	.01459	.05836	.00444	.01779	6.337	19.316	21.566
15	4000	30.0	.01215	.04861	.00370	.01481	5.278	16.088	17.962
15	4000	35.0	.01027	.04108	.00313	.01252	4.460	13.595	15.179
15	4000	40.0	.00894	.03577	.00272	.01090	3.884	11.840	13.219
15	4000	45.0	.00794	.03178	.00242	.00968	3.451	10.519	11.744
15	4000	46.0	.00776	.03107	.00236	.00947	3.374	10.285	11.483
15	4000	47.0	.00760	.03040	.00231	.00926	3.301	10.063	11.235
15	4000	48.0	.00743	.02974	.00226	.00906	3.229	9.842	10.989
15	4000	49.0	.00728	.02914	.00222	.00888	3.164	9.645	10.769
15	4000	50.0	.00715	.02861	.00218	.00872	3.106	9.468	10.571
15	4000	51.0	.00702	.02809	.00214	.00856	3.049	9.296	10.378
15	4000	52.0	.00689	.02759	.00210	.00841	2.996	9.132	10.195
15	4000	53.0	.00678	.02714	.00206	.00827	2.947	8.984	10.030
15	4000	54.0	.00667	.02670	.00203	.00813	2.899	8.836	9.865
15	4000	55.0	.00658	.02632	.00200	.00802	2.857	8.710	9.725
15	4000	60.0	.00611	.02444	.00186	.00744	2.653	8.088	9.030
15	4000	65.0	.00579	.02316	.00176	.00705	2.514	7.664	8.557
15	4000	70.0	.00556	.02227	.00169	.00678	2.418	7.370	8.228
15	4000	75.0	.00535	.02143	.00163	.00653	2.327	7.094	7.920
15	4000	80.0	.00521	.02086	.00158	.00635	2.265	6.905	7.709
15	4000	85.0	.00511	.02046	.00155	.00623	2.221	6.771	7.559
15	4000	90.0	.00502	.02008	.00153	.00612	2.181	6.648	7.422
15	4000	95.0	.00492	.01971	.00150	.00600	2.140	6.525	7.285
15	4000	100.0	.00485	.01941	.00147	.00591	2.107	6.425	7.173

TABULATION OF DATA FOR  
 ABSORPTION OF SOUND IN AIR VERSUS PERCENT RELATIVE HUMIDITY  
 AT 15 DEGREES CENTIGRADE FOR A FREQUENCY OF 5000 HERTZ

(1)	(2)	(3)	(4)	(5)	(6)	(7)	(8)	(9)	(10)
TEMP	FREQ	REL	ATTEN	4M	ATTEN	4M	ATTEN	ATTEN	DECAY
DEGR	HERTZ	HUM	COEF	PER	COEF	PER	DB PER	DB PER	RATE
CENT		PER	PER	METER	PER	FOOT	100	1000	DB PER
		CENT	METER	METER	FOOT	FOOT	METER	FEET	SECOND
15	5000	5.0	.01338	.05354	.00408	.01632	5.814	17.721	19.785
15	5000	10.0	.02613	.10455	.00796	.03186	11.351	34.601	38.630
15	5000	15.0	.02942	.11771	.00896	.03587	12.780	38.956	43.492
15	5000	20.0	.02651	.10607	.00808	.03233	11.517	35.105	39.193
15	5000	25.0	.02149	.08598	.00655	.02620	9.335	28.454	31.768
15	5000	30.0	.01770	.07080	.00539	.02158	7.687	23.432	26.160
15	5000	35.0	.01520	.06081	.00463	.01853	6.602	20.124	22.468
15	5000	40.0	.01314	.05259	.00400	.01603	5.710	17.406	19.433
15	5000	45.0	.01165	.04661	.00355	.01420	5.061	15.427	17.224
15	5000	46.0	.01140	.04561	.00347	.01390	4.952	15.096	16.854
15	5000	47.0	.01116	.04465	.00340	.01361	4.848	14.779	16.500
15	5000	48.0	.01094	.04377	.00333	.01334	4.752	14.486	16.173
15	5000	49.0	.01073	.04294	.00327	.01308	4.662	14.212	15.867
15	5000	50.0	.01052	.04211	.00320	.01283	4.572	13.937	15.560
15	5000	51.0	.01030	.04122	.00314	.01256	4.476	13.644	15.233
15	5000	52.0	.01010	.04041	.00307	.01231	4.387	13.374	14.932
15	5000	53.0	.00991	.03964	.00302	.01208	4.304	13.120	14.648
15	5000	54.0	.00973	.03892	.00296	.01186	4.225	12.880	14.380
15	5000	55.0	.00954	.03819	.00291	.01164	4.147	12.640	14.112
15	5000	60.0	.00880	.03522	.00268	.01073	3.825	11.658	13.016
15	5000	65.0	.00825	.03301	.00251	.01006	3.584	10.926	12.198
15	5000	70.0	.00775	.03103	.00236	.00945	3.369	10.270	11.466
15	5000	75.0	.00741	.02967	.00226	.00904	3.222	9.821	10.965
15	5000	80.0	.00717	.02869	.00218	.00874	3.115	9.494	10.600
15	5000	85.0	.00694	.02777	.00211	.00846	3.016	9.193	10.263
15	5000	90.0	.00676	.02705	.00206	.00824	2.937	8.952	9.994
15	5000	95.0	.00663	.02655	.00202	.00809	2.883	8.789	9.812
15	5000	100.0	.00653	.02614	.00199	.00796	2.838	8.652	9.660

TABULATION OF DATA FOR  
 ABSORPTION OF SOUND IN AIR VERSUS PERCENT RELATIVE HUMIDITY  
 AT 15 DEGREES CENTIGRADE FOR A FREQUENCY OF 5940 HERTZ

(1)	(2)	(3)	(4)	(5)	(6)	(7)	(8)	(9)	(10)
TEMP DEGR CENT	FREQ HERTZ	REL HUM PER CENT	ATTEN COEF PER METER	4M PER METER	ATTEN COEF PER FOOT	4M PER FOOT	ATTEN DB PER 100 METER	ATTEN DB PER 1000 FEET	DECAY RATE DB PER SECOND
15	5940	5.0	.01443	.05774	.00440	.01760	6.269	19.109	21.334
15	5940	10.0	.02814	.11258	.00857	.03431	12.223	37.257	41.596
15	5940	15.0	.03505	.14020	.01068	.04273	15.222	46.398	51.802
15	5940	20.0	.03388	.13554	.01032	.04131	14.717	44.858	50.082
15	5940	25.0	.02908	.11635	.00886	.03546	12.632	38.505	42.989
15	5940	30.0	.02403	.09613	.00732	.02930	10.437	31.815	35.520
15	5940	35.0	.02051	.08206	.00625	.02501	8.910	27.160	30.323
15	5940	40.0	.01798	.07194	.00548	.02192	7.811	23.809	26.582
15	5940	45.0	.01584	.06338	.00482	.01931	6.881	20.975	23.418
15	5940	46.0	.01550	.06202	.00472	.01890	6.734	20.526	22.916
15	5940	47.0	.01516	.06066	.00462	.01849	6.586	20.076	22.414
15	5940	48.0	.01482	.05930	.00451	.01807	6.439	19.626	21.912
15	5940	49.0	.01452	.05811	.00442	.01771	6.310	19.233	21.472
15	5940	50.0	.01424	.05696	.00434	.01736	6.184	18.850	21.046
15	5940	51.0	.01396	.05585	.00425	.01702	6.064	18.485	20.638
15	5940	52.0	.01370	.05482	.00417	.01670	5.952	18.142	20.255
15	5940	53.0	.01345	.05381	.00410	.01640	5.843	17.810	19.884
15	5940	54.0	.01322	.05288	.00402	.01611	5.741	17.501	19.539
15	5940	55.0	.01300	.05200	.00396	.01584	5.645	17.209	19.213
15	5940	60.0	.01192	.04768	.00363	.01453	5.177	15.781	17.619
15	5940	65.0	.01104	.04416	.00336	.01346	4.795	14.617	16.319
15	5940	70.0	.01035	.04143	.00315	.01262	4.498	13.712	15.309
15	5940	75.0	.00980	.03921	.00298	.01195	4.258	12.978	14.490
15	5940	80.0	.00932	.03728	.00284	.01136	4.048	12.340	13.777
15	5940	85.0	.00898	.03595	.00273	.01095	3.903	11.899	13.284
15	5940	90.0	.00872	.03491	.00266	.01064	3.790	11.553	12.898
15	5940	95.0	.00849	.03396	.00258	.01035	3.688	11.241	12.550
15	5940	100.0	.00828	.03313	.00252	.01009	3.597	10.964	12.241

TABULATION OF DATA FOR  
 ABSORPTION OF SOUND IN AIR VERSUS PERCENT RELATIVE HUMIDITY  
 AT 15 DEGREES CENTIGRADE FOR A FREQUENCY OF 6300 HERTZ

(1)	(2)	(3)	(4)	(5)	(6)	(7)	(8)	(9)	(10)
TEMP	FREQ	REL	ATTEN	4M	ATTEN	4M	ATTEN	ATTEN	DECAY
DEGR		HUM	COEF		COEF		DB PER	DB PER	RATE
CENT	HERTZ	PER	PER	PER	PER	PER	100	1000	DB PER
		CENT	METER	METER	FOOT	FOOT	METER	FEET	SECOND
15	6300	5.0	.01496	.05987	.00456	.01825	6.501	19.816	22.124
15	6300	10.0	.02905	.11623	.00885	.03542	12.620	38.468	42.948
15	6300	15.0	.03711	.14845	.01131	.04524	16.118	49.130	54.852
15	6300	20.0	.03646	.14584	.01111	.04445	15.834	48.264	53.885
15	6300	25.0	.03178	.12714	.00968	.03875	13.804	42.077	46.978
15	6300	30.0	.02639	.10556	.00804	.03217	11.462	34.936	39.005
15	6300	35.0	.02251	.09004	.00686	.02744	9.777	29.800	33.271
15	6300	40.0	.01978	.07914	.00603	.02412	8.593	26.192	29.243
15	6300	45.0	.01748	.06993	.00532	.02131	7.593	23.145	25.841
15	6300	46.0	.01704	.06819	.00519	.02078	7.403	22.567	25.195
15	6300	47.0	.01668	.06672	.00508	.02033	7.244	22.081	24.653
15	6300	48.0	.01633	.06532	.00497	.01991	7.092	21.619	24.136
15	6300	49.0	.01598	.06392	.00487	.01948	6.941	21.156	23.620
15	6300	50.0	.01565	.06261	.00477	.01908	6.798	20.722	23.136
15	6300	51.0	.01534	.06139	.00467	.01871	6.665	20.318	22.684
15	6300	52.0	.01506	.06024	.00459	.01836	6.541	19.937	22.259
15	6300	53.0	.01478	.05912	.00450	.01802	6.419	19.567	21.846
15	6300	54.0	.01451	.05807	.00442	.01770	6.305	19.220	21.459
15	6300	55.0	.01426	.05707	.00434	.01739	6.197	18.889	21.089
15	6300	60.0	.01311	.05247	.00399	.01599	5.697	17.364	19.387
15	6300	65.0	.01212	.04850	.00369	.01478	5.266	16.052	17.921
15	6300	70.0	.01135	.04542	.00346	.01384	4.931	15.031	16.782
15	6300	75.0	.01075	.04300	.00327	.01310	4.669	14.233	15.891
15	6300	80.0	.01018	.04075	.00310	.01242	4.424	13.486	15.056
15	6300	85.0	.00977	.03911	.00298	.01192	4.246	12.944	14.451
15	6300	90.0	.00948	.03795	.00289	.01156	4.120	12.559	14.022
15	6300	95.0	.00924	.03697	.00281	.01126	4.014	12.236	13.660
15	6300	100.0	.00898	.03595	.00273	.01095	3.903	11.899	13.284

TABULATION OF DATA FOR  
 ABSORPTION OF SOUND IN AIR VERSUS PERCENT RELATIVE HUMIDITY  
 AT 15 DEGREES CENTIGRADE FOR A FREQUENCY OF 8000 HERTZ

(1)	(2)	(3)	(4)	(5)	(6)	(7)	(8)	(9)	(10)
TEMP DEGR CENT	FREQ HERTZ	REL HUM PER CENT	ATTEN COEF PER METER	4M PER METER	ATTEN COEF PER FOOT	4M PER FOOT	ATTEN DB PER 100 METER	ATTEN DB PER 1000 FEET	DECAY RATE DB PER SECOND
15	8000	5.0	.01700	.06800	.00518	.02072	7.383	22.504	25.124
15	8000	10.0	.03192	.12769	.00973	.03892	13.864	42.260	47.181
15	8000	15.0	.04517	.18068	.01376	.05507	19.617	59.795	66.759
15	8000	20.0	.04799	.19197	.01462	.05851	20.843	63.532	70.930
15	8000	25.0	.04552	.18209	.01387	.05550	19.771	60.263	67.281
15	8000	30.0	.03995	.15980	.01217	.04870	17.350	52.885	59.044
15	8000	35.0	.03408	.13634	.01038	.04155	14.803	45.121	50.375
15	8000	40.0	.02974	.11898	.00906	.03626	12.918	39.377	43.962
15	8000	45.0	.02661	.10647	.00811	.03245	11.559	35.235	39.338
15	8000	46.0	.02604	.10419	.00793	.03175	11.312	34.482	38.497
15	8000	47.0	.02549	.10198	.00777	.03108	11.072	33.750	37.680
15	8000	48.0	.02495	.09980	.00760	.03041	10.835	33.028	36.874
15	8000	49.0	.02444	.09776	.00744	.02979	10.614	32.353	36.121
15	8000	50.0	.02394	.09577	.00729	.02919	10.398	31.694	35.385
15	8000	51.0	.02346	.09385	.00715	.02860	10.190	31.060	34.678
15	8000	52.0	.02298	.09195	.00700	.02802	9.984	30.433	33.977
15	8000	53.0	.02251	.09006	.00686	.02745	9.778	29.805	33.276
15	8000	54.0	.02204	.08816	.00671	.02687	9.572	29.177	32.575
15	8000	55.0	.02165	.08663	.00660	.02640	9.406	28.670	32.009
15	8000	60.0	.01986	.07946	.00605	.02421	8.627	26.296	29.359
15	8000	65.0	.01843	.07372	.00561	.02247	8.004	24.399	27.240
15	8000	70.0	.01718	.06874	.00523	.02095	7.463	22.750	25.399
15	8000	75.0	.01608	.06434	.00490	.01961	6.985	21.293	23.773
15	8000	80.0	.01519	.06078	.00463	.01852	6.600	20.117	22.460
15	8000	85.0	.01446	.05785	.00440	.01763	6.281	19.145	21.374
15	8000	90.0	.01385	.05542	.00422	.01689	6.017	18.341	20.477
15	8000	95.0	.01328	.05314	.00404	.01619	5.770	17.589	19.637
15	8000	100.0	.01285	.05141	.00391	.01567	5.582	17.016	18.998

TABULATION OF DATA FOR  
 ABSORPTION OF SOUND IN AIR VERSUS PERCENT RELATIVE HUMIDITY  
 AT 15 DEGREES CENTIGRADE FOR A FREQUENCY OF 10000 HERTZ

(1)	(2)	(3)	(4)	(5)	(6)	(7)	(8)	(9)	(10)
TEMP	FREQ	REL	ATTEN	4M	ATTEN	4M	ATTEN	ATTEN	DECAY
DEGR		HUM	COEF		COEF		DB PER	DB PER	RATE
CENT	HERTZ	PER	PER	PER	PER	PER	100	1000	DB PER
		CENT	METER	METER	FOOT	FOOT	METER	FEET	SECOND
15	10000	5.0	.01964	.07858	.00598	.02395	8.532	26.008	29.036
15	10000	10.0	.03569	.14279	.01088	.04352	15.504	47.258	52.761
15	10000	15.0	.05251	.21006	.01600	.06402	22.807	69.519	77.615
15	10000	20.0	.06021	.24084	.01835	.07340	26.149	79.704	88.986
15	10000	25.0	.06017	.24068	.01834	.07336	26.132	79.652	88.928
15	10000	30.0	.05619	.22479	.01712	.06851	24.407	74.394	83.058
15	10000	35.0	.04982	.19930	.01518	.06074	21.639	65.957	73.638
15	10000	40.0	.04341	.17364	.01323	.05292	18.853	57.467	64.159
15	10000	45.0	.03857	.15429	.01175	.04702	16.752	51.061	57.007
15	10000	46.0	.03774	.15097	.01150	.04601	16.392	49.965	55.783
15	10000	47.0	.03697	.14791	.01127	.04508	16.059	48.949	54.650
15	10000	48.0	.03625	.14501	.01104	.04419	15.744	47.990	53.579
15	10000	49.0	.03556	.14227	.01084	.04336	15.446	47.083	52.566
15	10000	50.0	.03494	.13978	.01065	.04260	15.177	46.260	51.648
15	10000	51.0	.03432	.13730	.01046	.04184	14.907	45.438	50.729
15	10000	52.0	.03370	.13481	.01027	.04109	14.637	44.616	49.811
15	10000	53.0	.03308	.13233	.01008	.04033	14.367	43.793	48.893
15	10000	54.0	.03248	.12994	.00990	.03960	14.108	43.004	48.012
15	10000	55.0	.03189	.12756	.00972	.03888	13.850	42.216	47.132
15	10000	60.0	.02922	.11690	.00890	.03563	12.693	38.688	43.194
15	10000	65.0	.02696	.10784	.00821	.03287	11.709	35.690	39.846
15	10000	70.0	.02512	.10048	.00765	.03062	10.909	33.253	37.126
15	10000	75.0	.02360	.09441	.00719	.02877	10.250	31.244	34.882
15	10000	80.0	.02224	.08899	.00678	.02712	9.662	29.450	32.880
15	10000	85.0	.02103	.08414	.00641	.02564	9.136	27.848	31.091
15	10000	90.0	.02001	.08005	.00609	.02439	8.691	26.491	29.576
15	10000	95.0	.01916	.07665	.00584	.02336	8.322	25.367	28.321
15	10000	100.0	.01845	.07383	.00562	.02250	8.016	24.434	27.279

TABULATION OF DATA FOR  
 ABSORPTION OF SOUND IN AIR VERSUS PERCENT RELATIVE HUMIDITY  
 AT 15 DEGREES CENTIGRADE FOR A FREQUENCY OF 12500 HERTZ

(1)	(2)	(3)	(4)	(5)	(6)	(7)	(8)	(9)	(10)
TEMP	FREQ	REL	ATTEN	4M	ATTEN	4M	ATTEN	ATTEN	DECAY
DEGR		HUM	COEF		COEF		DB PER	DB PER	RATE
CENT	HERTZ	PER	PER	PER	PER	PER	100	1000	DB PER
		CENT	METER	METER	FOOT	FOOT	METER	FEET	SECOND
15	12500	5.0	.02315	.09260	.00705	.02822	10.054	30.647	34.216
15	12500	10.0	.04067	.16269	.01239	.04958	17.664	53.842	60.112
15	12500	15.0	.05921	.23686	.01804	.07219	25.717	78.389	87.517
15	12500	20.0	.07320	.29282	.02231	.08925	31.793	96.907	108.192
15	12500	25.0	.07706	.30824	.02348	.09395	33.468	102.012	113.891
15	12500	30.0	.07561	.30246	.02304	.09219	32.840	100.099	111.756
15	12500	35.0	.07052	.28210	.02149	.08598	30.629	93.359	104.231
15	12500	40.0	.06350	.25403	.01935	.07742	27.581	84.069	93.860
15	12500	45.0	.05645	.22583	.01720	.06883	24.519	74.737	83.441
15	12500	46.0	.05516	.22064	.01681	.06725	23.955	73.018	81.522
15	12500	47.0	.05402	.21611	.01646	.06587	23.465	71.522	79.851
15	12500	48.0	.05289	.21159	.01612	.06449	22.974	70.025	78.180
15	12500	49.0	.05184	.20739	.01580	.06321	22.517	68.633	76.626
15	12500	50.0	.05080	.20320	.01548	.06193	22.063	67.249	75.081
15	12500	51.0	.04981	.19925	.01518	.06073	21.633	65.940	73.619
15	12500	52.0	.04890	.19563	.01490	.05962	21.240	64.743	72.282
15	12500	53.0	.04800	.19201	.01463	.05852	20.848	63.546	70.946
15	12500	54.0	.04719	.18879	.01438	.05754	20.498	62.479	69.755
15	12500	55.0	.04640	.18562	.01414	.05657	20.154	61.431	68.585
15	12500	60.0	.04294	.17176	.01308	.05235	18.649	56.843	63.463
15	12500	65.0	.03976	.15907	.01212	.04848	17.271	52.645	58.776
15	12500	70.0	.03692	.14768	.01125	.04501	16.034	48.875	54.566
15	12500	75.0	.03456	.13826	.01053	.04214	15.011	45.756	51.085
15	12500	80.0	.03258	.13032	.00993	.03972	14.149	43.129	48.151
15	12500	85.0	.03090	.12360	.00941	.03767	13.420	40.905	45.668
15	12500	90.0	.02941	.11767	.00896	.03586	12.776	38.942	43.477
15	12500	95.0	.02801	.11205	.00853	.03415	12.166	37.083	41.401
15	12500	100.0	.02677	.10711	.00816	.03264	11.630	35.449	39.577



TABULATION OF DATA FOR  
 ABSORPTION OF SOUND IN AIR VERSUS PERCENT RELATIVE HUMIDITY  
 AT 20 DEGREES CENTIGRADE FOR A FREQUENCY OF 125 HERTZ

(1)	(2)	(3)	(4)	(5)	(6)	(7)	(8)	(9)	(10)
TEMP	FREQ	REL	ATTEN	4M	ATTEN	4M	ATTEN	ATTEN	DECAY
DEGR	HERTZ	HUM	COEF	PER	COEF	PER	DB PER	DB PER	RATE
CENT		PER	PER	METER	PER	FOOT	100	1000	DB PER
		CENT	METER	METER	FOOT	FOOT	METER	FEET	SECOND
20	125	5.0	.00020	.00081	.00006	.00024	.088	.268	.302
20	125	10.0	.00014	.00056	.00004	.00017	.061	.186	.210
20	125	15.0	.00012	.00048	.00003	.00014	.052	.159	.179
20	125	20.0	.00010	.00043	.00003	.00013	.047	.143	.161
20	125	25.0	.00009	.00039	.00003	.00012	.043	.131	.148
20	125	30.0	.00009	.00037	.00002	.00011	.040	.123	.139
20	125	35.0	.00008	.00035	.00002	.00010	.038	.116	.131
20	125	40.0	.00008	.00033	.00002	.00010	.036	.111	.125
20	125	45.0	.00008	.00032	.00002	.00009	.034	.106	.119
20	125	46.0	.00007	.00031	.00002	.00009	.034	.105	.118
20	125	47.0	.00007	.00031	.00002	.00009	.034	.104	.117
20	125	48.0	.00007	.00031	.00002	.00009	.034	.103	.116
20	125	49.0	.00007	.00031	.00002	.00009	.033	.102	.115
20	125	50.0	.00007	.00030	.00002	.00009	.033	.102	.115
20	125	51.0	.00007	.00030	.00002	.00009	.033	.101	.114
20	125	52.0	.00007	.00030	.00002	.00009	.033	.100	.113
20	125	53.0	.00007	.00030	.00002	.00009	.032	.100	.112
20	125	54.0	.00007	.00030	.00002	.00009	.032	.099	.112
20	125	55.0	.00007	.00029	.00002	.00009	.032	.098	.111
20	125	60.0	.00007	.00028	.00002	.00008	.031	.095	.107
20	125	65.0	.00007	.00028	.00002	.00008	.030	.092	.104
20	125	70.0	.00006	.00027	.00002	.00008	.029	.090	.101
20	125	75.0	.00006	.00026	.00002	.00008	.028	.087	.099
20	125	80.0	.00006	.00025	.00001	.00007	.028	.085	.096
20	125	85.0	.00006	.00025	.00001	.00007	.027	.083	.093
20	125	90.0	.00006	.00024	.00001	.00007	.026	.080	.091
20	125	95.0	.00005	.00023	.00001	.00007	.025	.078	.088
20	125	100.0	.00005	.00023	.00001	.00007	.025	.076	.085

TABULATION OF DATA FOR  
 ABSORPTION OF SOUND IN AIR VERSUS PERCENT RELATIVE HUMIDITY  
 AT 20 DEGREES CENTIGRADE FOR A FREQUENCY OF 250 HERTZ

(1)	(2)	(3)	(4)	(5)	(6)	(7)	(8)	(9)	(10)
TEMP	FREQ	REL	ATTEN	4M	ATTEN	4M	ATTEN	ATTEN	DECAY
DEGR	HERTZ	HUM	COEF	PER	COEF	PER	DB PER	DB PER	RATE
CENT		PER	PER	METER	PER	FOOT	100	1000	DB PER
		CENT	METER	METER	FOOT	FOOT	METER	FEET	SECOND
20	250	5.0	.00051	.00207	.00015	.00063	.225	.686	.773
20	250	10.0	.00030	.00123	.00009	.00037	.133	.407	.458
20	250	15.0	.00026	.00106	.00008	.00032	.115	.351	.395
20	250	20.0	.00023	.00094	.00007	.00028	.102	.312	.351
20	250	25.0	.00021	.00087	.00006	.00026	.094	.288	.324
20	250	30.0	.00020	.00081	.00006	.00024	.088	.270	.304
20	250	35.0	.00019	.00076	.00005	.00023	.083	.254	.286
20	250	40.0	.00018	.00073	.00005	.00022	.079	.242	.273
20	250	45.0	.00017	.00070	.00005	.00021	.076	.232	.262
20	250	46.0	.00017	.00069	.00005	.00021	.075	.230	.260
20	250	47.0	.00017	.00069	.00005	.00021	.075	.229	.258
20	250	48.0	.00017	.00068	.00005	.00020	.074	.227	.256
20	250	49.0	.00017	.00068	.00005	.00020	.074	.225	.254
20	250	50.0	.00016	.00067	.00005	.00020	.073	.223	.252
20	250	51.0	.00016	.00067	.00005	.00020	.072	.222	.250
20	250	52.0	.00016	.00066	.00005	.00020	.072	.220	.248
20	250	53.0	.00016	.00066	.00005	.00020	.071	.218	.246
20	250	54.0	.00016	.00065	.00005	.00020	.071	.217	.244
20	250	55.0	.00016	.00065	.00004	.00019	.070	.215	.243
20	250	60.0	.00015	.00063	.00004	.00019	.068	.208	.234
20	250	65.0	.00015	.00061	.00004	.00018	.066	.202	.228
20	250	70.0	.00014	.00059	.00004	.00018	.064	.197	.222
20	250	75.0	.00014	.00058	.00004	.00017	.063	.192	.216
20	250	80.0	.00014	.00056	.00004	.00017	.061	.187	.211
20	250	85.0	.00013	.00055	.00004	.00016	.060	.183	.206
20	250	90.0	.00013	.00054	.00004	.00016	.059	.179	.202
20	250	95.0	.00013	.00053	.00004	.00016	.057	.176	.198
20	250	100.0	.00013	.00052	.00003	.00015	.056	.172	.194

TABULATION OF DATA FOR  
 ABSORPTION OF SOUND IN AIR VERSUS PERCENT RELATIVE HUMIDITY  
 AT 20 DEGREES CENTIGRADE FOR A FREQUENCY OF 500 HERTZ

(1)	(2)	(3)	(4)	(5)	(6)	(7)	(8)	(9)	(10)
TEMP DEGR CENT	FREQ HERTZ	REL HUM PER CENT	ATTEN COEF PER METER	4M PER METER	ATTEN COEF PER FOOT	4M PER FOOT	ATTEN DB PER 100 METER	ATTEN DB PER 1000 FEET	DECAY RATE DB PER SECOND
20	500	5.0	.00171	.00684	.00052	.00208	.743	2.265	2.550
20	500	10.0	.00081	.00326	.00024	.00099	.354	1.080	1.216
20	500	15.0	.00063	.00252	.00019	.00076	.273	.835	.940
20	500	20.0	.00056	.00227	.00017	.00069	.246	.752	.847
20	500	25.0	.00052	.00209	.00015	.00063	.227	.693	.781
20	500	30.0	.00048	.00194	.00014	.00059	.211	.644	.725
20	500	35.0	.00045	.00183	.00013	.00055	.199	.607	.684
20	500	40.0	.00043	.00175	.00013	.00053	.190	.579	.653
20	500	45.0	.00042	.00168	.00012	.00051	.182	.556	.626
20	500	46.0	.00041	.00166	.00012	.00050	.181	.552	.621
20	500	47.0	.00041	.00165	.00012	.00050	.179	.547	.616
20	500	48.0	.00041	.00164	.00012	.00050	.178	.543	.611
20	500	49.0	.00040	.00162	.00012	.00049	.176	.538	.606
20	500	50.0	.00040	.00161	.00012	.00049	.175	.534	.601
20	500	51.0	.00040	.00160	.00012	.00048	.174	.530	.597
20	500	52.0	.00039	.00159	.00012	.00048	.172	.527	.593
20	500	53.0	.00039	.00158	.00012	.00048	.171	.523	.589
20	500	54.0	.00039	.00156	.00011	.00047	.170	.519	.585
20	500	55.0	.00038	.00155	.00011	.00047	.169	.515	.580
20	500	60.0	.00037	.00151	.00011	.00046	.164	.500	.563
20	500	65.0	.00036	.00146	.00011	.00044	.159	.485	.547
20	500	70.0	.00035	.00143	.00010	.00043	.155	.473	.533
20	500	75.0	.00034	.00139	.00010	.00042	.151	.462	.520
20	500	80.0	.00034	.00136	.00010	.00041	.148	.451	.508
20	500	85.0	.00033	.00133	.00010	.00040	.144	.440	.496
20	500	90.0	.00032	.00130	.00009	.00039	.141	.431	.485
20	500	95.0	.00031	.00127	.00009	.00038	.138	.422	.475
20	500	100.0	.00031	.00125	.00009	.00038	.136	.415	.467

TABULATION OF DATA FOR  
 ABSORPTION OF SOUND IN AIR VERSUS PERCENT RELATIVE HUMIDITY  
 AT 20 DEGREES CENTIGRADE FOR A FREQUENCY OF 1000 HERTZ

(1)	(2)	(3)	(4)	(5)	(6)	(7)	(8)	(9)	(10)
TEMP DEGR CENT	FREQ HERTZ	REL HUM PER CENT	ATTEN COEF PER METER	4M PER METER	ATTEN COEF PER FOOT	4M PER FOOT	ATTEN DB PER 100 METER	ATTEN DB PER 1000 FEET	DECAY RATE DB PER SECOND
20	1000	5.0	.00556	.02225	.00169	.00678	2.416	7.365	8.294
20	1000	10.0	.00266	.01067	.00081	.00325	1.159	3.533	3.979
20	1000	15.0	.00173	.00695	.00053	.00212	.755	2.302	2.593
20	1000	20.0	.00139	.00558	.00042	.00170	.606	1.847	2.080
20	1000	25.0	.00126	.00504	.00038	.00153	.547	1.668	1.879
20	1000	30.0	.00118	.00472	.00036	.00144	.513	1.564	1.761
20	1000	35.0	.00111	.00447	.00034	.00136	.485	1.480	1.667
20	1000	40.0	.00106	.00425	.00032	.00129	.462	1.409	1.587
20	1000	45.0	.00101	.00406	.00030	.00123	.441	1.345	1.515
20	1000	46.0	.00100	.00403	.00030	.00122	.437	1.333	1.501
20	1000	47.0	.00099	.00399	.00030	.00121	.433	1.321	1.488
20	1000	48.0	.00098	.00395	.00030	.00120	.429	1.310	1.475
20	1000	49.0	.00098	.00392	.00029	.00119	.425	1.298	1.462
20	1000	50.0	.00097	.00388	.00029	.00118	.422	1.287	1.449
20	1000	51.0	.00096	.00386	.00029	.00117	.419	1.278	1.440
20	1000	52.0	.00096	.00384	.00029	.00117	.416	1.270	1.431
20	1000	53.0	.00095	.00381	.00029	.00116	.414	1.262	1.422
20	1000	54.0	.00094	.00379	.00028	.00115	.411	1.254	1.412
20	1000	55.0	.00094	.00376	.00028	.00114	.408	1.246	1.403
20	1000	60.0	.00091	.00365	.00027	.00111	.397	1.210	1.362
20	1000	65.0	.00088	.00355	.00027	.00108	.386	1.177	1.325
20	1000	70.0	.00086	.00346	.00026	.00105	.376	1.147	1.292
20	1000	75.0	.00084	.00338	.00025	.00103	.367	1.119	1.260
20	1000	80.0	.00082	.00330	.00025	.00100	.358	1.092	1.229
20	1000	85.0	.00080	.00322	.00024	.00098	.350	1.068	1.203
20	1000	90.0	.00079	.00316	.00024	.00096	.343	1.047	1.179
20	1000	95.0	.00077	.00310	.00023	.00094	.337	1.028	1.158
20	1000	100.0	.00076	.00305	.00023	.00092	.331	1.009	1.136

TABULATION OF DATA FOR  
 ABSORPTION OF SOUND IN AIR VERSUS PERCENT RELATIVE HUMIDITY  
 AT 20 DEGREES CENTIGRADE FOR A FREQUENCY OF 2000 HERTZ

(1)	(2)	(3)	(4)	(5)	(6)	(7)	(8)	(9)	(10)
TEMP DEGR CENT	FREQ HERTZ	REL HUM PER CENT	ATTEN COEF PER METER	4M PER METER	ATTEN COEF PER FOOT	4M PER FOOT	ATTEN DB PER 100 METER	ATTEN DB PER 1000 FEET	DECAY RATE DB PER SECOND
20	2000	5.0	.01246	.04986	.00379	.01519	5.413	16.501	18.583
20	2000	10.0	.00897	.03589	.00273	.01094	3.897	11.880	13.379
20	2000	15.0	.00582	.02331	.00177	.00710	2.531	7.717	8.690
20	2000	20.0	.00428	.01712	.00130	.00521	1.859	5.666	6.381
20	2000	25.0	.00342	.01371	.00104	.00417	1.488	4.537	5.109
20	2000	30.0	.00296	.01187	.00090	.00362	1.289	3.930	4.426
20	2000	35.0	.00272	.01089	.00083	.00332	1.182	3.605	4.060
20	2000	40.0	.00259	.01037	.00079	.00316	1.126	3.435	3.868
20	2000	45.0	.00249	.00996	.00075	.00303	1.081	3.297	3.712
20	2000	46.0	.00247	.00989	.00075	.00301	1.073	3.273	3.686
20	2000	47.0	.00245	.00982	.00074	.00299	1.066	3.249	3.659
20	2000	48.0	.00243	.00974	.00074	.00297	1.058	3.226	3.633
20	2000	49.0	.00241	.00967	.00073	.00294	1.050	3.202	3.606
20	2000	50.0	.00240	.00960	.00073	.00292	1.042	3.179	3.580
20	2000	51.0	.00238	.00954	.00072	.00290	1.036	3.157	3.556
20	2000	52.0	.00237	.00948	.00072	.00289	1.029	3.138	3.533
20	2000	53.0	.00235	.00942	.00071	.00287	1.023	3.118	3.511
20	2000	54.0	.00234	.00936	.00071	.00285	1.016	3.098	3.489
20	2000	55.0	.00232	.00930	.00070	.00283	1.010	3.079	3.467
20	2000	60.0	.00225	.00901	.00068	.00274	.979	2.984	3.360
20	2000	65.0	.00219	.00876	.00066	.00267	.951	2.899	3.265
20	2000	70.0	.00212	.00851	.00064	.00259	.924	2.818	3.174
20	2000	75.0	.00207	.00829	.00063	.00252	.900	2.744	3.091
20	2000	80.0	.00201	.00807	.00061	.00246	.876	2.671	3.009
20	2000	85.0	.00198	.00792	.00060	.00241	.860	2.621	2.952
20	2000	90.0	.00194	.00776	.00059	.00236	.843	2.571	2.895
20	2000	95.0	.00190	.00763	.00058	.00232	.829	2.527	2.845
20	2000	100.0	.00187	.00750	.00057	.00228	.814	2.482	2.796

TABULATION OF DATA FOR  
 ABSORPTION OF SOUND IN AIR VERSUS PERCENT RELATIVE HUMIDITY  
 AT 20 DEGREES CENTIGRADE FOR A FREQUENCY OF 2500 HERTZ

(1)	(2)	(3)	(4)	(5)	(6)	(7)	(8)	(9)	(10)
TEMP DEGR CENT	FREQ HERTZ	REL HUM PER CENT	ATTEN COEF PER METER	4M PER METER	ATTEN COEF PER FOOT	4M PER FOOT	ATTEN DB PER 100 METER	ATTEN DB PER 1000 FEET	DECAY RATE DB PER SECOND
20	2500	5.0	.01465	.05862	.00446	.01786	6.365	19.401	21.848
20	2500	10.0	.01337	.05349	.00407	.01630	5.807	17.702	19.935
20	2500	15.0	.00874	.03496	.00266	.01065	3.796	11.571	13.031
20	2500	20.0	.00638	.02555	.00194	.00778	2.774	8.457	9.524
20	2500	25.0	.00506	.02027	.00154	.00617	2.201	6.709	7.555
20	2500	30.0	.00426	.01706	.00130	.00520	1.853	5.648	6.361
20	2500	35.0	.00377	.01511	.00115	.00460	1.641	5.002	5.633
20	2500	40.0	.00350	.01401	.00106	.00427	1.521	4.638	5.223
20	2500	45.0	.00334	.01336	.00101	.00407	1.450	4.421	4.979
20	2500	46.0	.00331	.01326	.00101	.00404	1.440	4.390	4.944
20	2500	47.0	.00329	.01317	.00100	.00401	1.430	4.359	4.909
20	2500	48.0	.00326	.01307	.00099	.00398	1.419	4.327	4.873
20	2500	49.0	.00324	.01298	.00098	.00395	1.409	4.296	4.838
20	2500	50.0	.00322	.01288	.00098	.00392	1.399	4.265	4.803
20	2500	51.0	.00319	.01279	.00097	.00389	1.389	4.234	4.768
20	2500	52.0	.00317	.01271	.00096	.00387	1.380	4.208	4.738
20	2500	53.0	.00316	.01264	.00096	.00385	1.372	4.183	4.710
20	2500	54.0	.00314	.01256	.00095	.00382	1.364	4.158	4.682
20	2500	55.0	.00312	.01248	.00095	.00380	1.355	4.133	4.654
20	2500	60.0	.00302	.01211	.00092	.00369	1.315	4.010	4.516
20	2500	65.0	.00295	.01180	.00089	.00359	1.281	3.906	4.398
20	2500	70.0	.00287	.01149	.00087	.00350	1.247	3.803	4.283
20	2500	75.0	.00280	.01122	.00085	.00342	1.218	3.714	4.183
20	2500	80.0	.00273	.01095	.00083	.00333	1.189	3.625	4.082
20	2500	85.0	.00267	.01071	.00081	.00326	1.163	3.544	3.992
20	2500	90.0	.00261	.01047	.00079	.00319	1.137	3.466	3.904
20	2500	95.0	.00256	.01025	.00078	.00312	1.113	3.393	3.821
20	2500	100.0	.00252	.01009	.00076	.00307	1.095	3.339	3.760

TABULATION OF DATA FOR  
 ABSORPTION OF SOUND IN AIR VERSUS PERCENT RELATIVE HUMIDITY  
 AT 20 DEGREES CENTIGRADE FOR A FREQUENCY OF 3200 HERTZ

(1)	(2)	(3)	(4)	(5)	(6)	(7)	(8)	(9)	(10)
TEMP DEGR CENT	FREQ HERTZ	REL HUM PER CENT	ATTEN COEF PER METER	4M PER METER	ATTEN COEF PER FOOT	4M PER FOOT	ATTEN DB PER 100 METER	ATTEN DB PER 1000 FEET	DECAY RATE DB PER SECOND
20	3200	5.0	.01658	.06633	.00505	.02021	7.202	21.952	24.721
20	3200	10.0	.01933	.07732	.00589	.02356	8.395	25.589	28.816
20	3200	15.0	.01338	.05354	.00408	.01632	5.814	17.721	19.957
20	3200	20.0	.00993	.03973	.00302	.01211	4.314	13.150	14.809
20	3200	25.0	.00779	.03117	.00237	.00950	3.385	10.318	11.619
20	3200	30.0	.00646	.02586	.00197	.00788	2.808	8.559	9.639
20	3200	35.0	.00560	.02241	.00170	.00683	2.433	7.417	8.353
20	3200	40.0	.00502	.02008	.00153	.00612	2.180	6.647	7.486
20	3200	45.0	.00470	.01881	.00143	.00573	2.043	6.227	7.012
20	3200	46.0	.00464	.01857	.00141	.00566	2.016	6.146	6.922
20	3200	47.0	.00458	.01832	.00139	.00558	1.989	6.065	6.830
20	3200	48.0	.00453	.01812	.00138	.00552	1.967	5.998	6.754
20	3200	49.0	.00449	.01796	.00136	.00547	1.950	5.943	6.693
20	3200	50.0	.00445	.01780	.00135	.00542	1.932	5.890	6.633
20	3200	51.0	.00442	.01768	.00134	.00538	1.919	5.852	6.590
20	3200	52.0	.00439	.01756	.00133	.00535	1.907	5.813	6.546
20	3200	53.0	.00436	.01745	.00133	.00532	1.895	5.776	6.505
20	3200	54.0	.00433	.01735	.00132	.00528	1.884	5.742	6.466
20	3200	55.0	.00431	.01724	.00131	.00525	1.872	5.708	6.428
20	3200	60.0	.00418	.01673	.00127	.00510	1.817	5.539	6.237
20	3200	65.0	.00407	.01631	.00124	.00497	1.771	5.400	6.081
20	3200	70.0	.00397	.01590	.00121	.00484	1.727	5.265	5.929
20	3200	75.0	.00389	.01556	.00118	.00474	1.690	5.151	5.800
20	3200	80.0	.00380	.01522	.00116	.00464	1.652	5.038	5.673
20	3200	85.0	.00372	.01491	.00113	.00454	1.619	4.935	5.557
20	3200	90.0	.00365	.01462	.00111	.00445	1.587	4.838	5.448
20	3200	95.0	.00358	.01432	.00109	.00436	1.555	4.741	5.339
20	3200	100.0	.00351	.01406	.00107	.00428	1.527	4.655	5.242

TABULATION OF DATA FOR  
 ABSORPTION OF SOUND IN AIR VERSUS PERCENT RELATIVE HUMIDITY  
 AT 20 DEGREES CENTIGRADE FOR A FREQUENCY OF 4000 HERTZ

(1)	(2)	(3)	(4)	(5)	(6)	(7)	(8)	(9)	(10)
TEMP	FREQ	REL	ATTEN	4M	ATTEN	4M	ATTEN	ATTEN	DECAY
DEGR		HUM	COEF		COEF		DB PER	DB PER	RATE
CENT	HERTZ	PER	PER	PER	PER	PER	100	1000	DB PER
		CENT	METER	METER	FOOT	FOOT	METER	FEET	SECOND
20	4000	5.0	.01805	.07220	.00550	.02200	7.839	23.894	26.907
20	4000	10.0	.02535	.10143	.00772	.03091	11.012	33.567	37.801
20	4000	15.0	.01974	.07897	.00601	.02407	8.575	26.137	29.434
20	4000	20.0	.01451	.05804	.00442	.01769	6.302	19.209	21.632
20	4000	25.0	.01146	.04584	.00349	.01397	4.977	15.171	17.084
20	4000	30.0	.00948	.03794	.00289	.01156	4.119	12.557	14.141
20	4000	35.0	.00810	.03241	.00247	.00988	3.519	10.729	12.082
20	4000	40.0	.00717	.02870	.00218	.00874	3.116	9.499	10.697
20	4000	45.0	.00650	.02603	.00198	.00793	2.826	8.614	9.700
20	4000	46.0	.00641	.02564	.00195	.00781	2.784	8.485	9.556
20	4000	47.0	.00631	.02527	.00192	.00770	2.744	8.364	9.419
20	4000	48.0	.00624	.02499	.00190	.00761	2.714	8.272	9.316
20	4000	49.0	.00618	.02472	.00188	.00753	2.684	8.181	9.213
20	4000	50.0	.00611	.02444	.00186	.00745	2.653	8.089	9.109
20	4000	51.0	.00604	.02419	.00184	.00737	2.627	8.008	9.018
20	4000	52.0	.00599	.02397	.00182	.00730	2.603	7.935	8.936
20	4000	53.0	.00592	.02371	.00180	.00722	2.574	7.847	8.836
20	4000	54.0	.00585	.02343	.00178	.00714	2.544	7.755	8.733
20	4000	55.0	.00580	.02321	.00176	.00707	2.520	7.681	8.650
20	4000	60.0	.00560	.02243	.00170	.00683	2.435	7.423	8.359
20	4000	65.0	.00546	.02186	.00166	.00666	2.373	7.235	8.148
20	4000	70.0	.00532	.02131	.00162	.00649	2.314	7.054	7.943
20	4000	75.0	.00521	.02087	.00159	.00636	2.266	6.907	7.778
20	4000	80.0	.00510	.02042	.00155	.00622	2.217	6.760	7.613
20	4000	85.0	.00501	.02004	.00152	.00610	2.176	6.633	7.469
20	4000	90.0	.00491	.01967	.00149	.00599	2.136	6.510	7.332
20	4000	95.0	.00482	.01930	.00147	.00588	2.096	6.390	7.196
20	4000	100.0	.00474	.01899	.00144	.00578	2.062	6.285	7.078



TABULATION OF DATA FOR  
 ABSORPTION OF SOUND IN AIR VERSUS PERCENT RELATIVE HUMIDITY  
 AT 20 DEGREES CENTIGRADE FOR A FREQUENCY OF 5000 HERTZ

(1)	(2)	(3)	(4)	(5)	(6)	(7)	(8)	(9)	(10)
TEMP DEGR CENT	FREQ HERTZ	REL HUM PER CENT	ATTEN COEF PER METER	4M PER METER	ATTEN COEF PER FOOT	4M PER FOOT	ATTEN DB PER 100 METER	ATTEN DB PER 1000 FEET	DECAY RATE DB PER SECOND
20	5000	5.0	.01956	.07825	.00596	.02385	8.496	25.897	29.163
20	5000	10.0	.03202	.12811	.00976	.03904	13.910	42.398	47.746
20	5000	15.0	.02834	.11338	.00863	.03455	12.310	37.522	42.254
20	5000	20.0	.02125	.08500	.00647	.02590	9.229	28.130	31.679
20	5000	25.0	.01696	.06786	.00517	.02068	7.368	22.458	25.290
20	5000	30.0	.01394	.05579	.00425	.01700	6.058	18.466	20.795
20	5000	35.0	.01193	.04773	.00363	.01454	5.182	15.795	17.788
20	5000	40.0	.01043	.04174	.00318	.01272	4.532	13.815	15.557
20	5000	45.0	.00936	.03744	.00285	.01141	4.065	12.391	13.954
20	5000	46.0	.00918	.03675	.00280	.01120	3.990	12.163	13.697
20	5000	47.0	.00903	.03615	.00275	.01101	3.925	11.964	13.473
20	5000	48.0	.00888	.03554	.00270	.01083	3.859	11.762	13.246
20	5000	49.0	.00872	.03488	.00265	.01063	3.787	11.544	13.000
20	5000	50.0	.00855	.03423	.00260	.01043	3.717	11.330	12.759
20	5000	51.0	.00843	.03375	.00257	.01028	3.665	11.171	12.580
20	5000	52.0	.00831	.03327	.00253	.01014	3.613	11.012	12.402
20	5000	53.0	.00821	.03285	.00250	.01001	3.567	10.873	12.245
20	5000	54.0	.00810	.03243	.00247	.00988	3.521	10.734	12.088
20	5000	55.0	.00803	.03212	.00244	.00979	3.488	10.632	11.973
20	5000	60.0	.00768	.03073	.00234	.00936	3.336	10.171	11.453
20	5000	65.0	.00736	.02945	.00224	.00897	3.198	9.749	10.978
20	5000	70.0	.00717	.02868	.00218	.00874	3.114	9.493	10.691
20	5000	75.0	.00702	.02808	.00214	.00856	3.049	9.294	10.466
20	5000	80.0	.00687	.02748	.00209	.00837	2.984	9.095	10.242
20	5000	85.0	.00674	.02698	.00205	.00822	2.930	8.931	10.058
20	5000	90.0	.00662	.02650	.00202	.00808	2.878	8.773	9.879
20	5000	95.0	.00651	.02605	.00198	.00794	2.828	8.621	9.709
20	5000	100.0	.00641	.02565	.00195	.00781	2.785	8.489	9.560

TABULATION OF DATA FOR  
 ABSORPTION OF SOUND IN AIR VERSUS PERCENT RELATIVE HUMIDITY  
 AT 20 DEGREES CENTIGRADE FOR A FREQUENCY OF 5940 HERTZ

(1)	(2)	(3)	(4)	(5)	(6)	(7)	(8)	(9)	(10)
TEMP DEGR CENT	FREQ HERTZ	REL HUM PER CENT	ATTEN COEF PER METER	4M PER METER	ATTEN COEF PER FOOT	4M PER FOOT	ATTEN DB PER 100 METER	ATTEN DB PER 1000 FEET	DECAY RATE DB PER SECOND
20	5940	5.0	.02094	.08378	.00638	.02553	9.096	27.727	31.225
20	5940	10.0	.03749	.14996	.01142	.04571	16.282	49.630	55.890
20	5940	15.0	.03648	.14593	.01112	.04448	15.844	48.295	54.387
20	5940	20.0	.02896	.11585	.00882	.03531	12.578	38.340	43.176
20	5940	25.0	.02282	.09131	.00695	.02783	9.914	30.220	34.031
20	5940	30.0	.01904	.07616	.00580	.02321	8.269	25.207	28.386
20	5940	35.0	.01614	.06457	.00492	.01968	7.011	21.371	24.067
20	5940	40.0	.01417	.05668	.00431	.01727	6.154	18.759	21.125
20	5940	45.0	.01260	.05041	.00384	.01536	5.473	16.684	18.789
20	5940	46.0	.01233	.04932	.00375	.01503	5.355	16.322	18.381
20	5940	47.0	.01208	.04833	.00368	.01473	5.247	15.995	18.013
20	5940	48.0	.01186	.04744	.00361	.01446	5.151	15.702	17.682
20	5940	49.0	.01164	.04656	.00354	.01419	5.055	15.408	17.352
20	5940	50.0	.01144	.04578	.00348	.01395	4.970	15.151	17.062
20	5940	51.0	.01125	.04502	.00343	.01372	4.888	14.899	16.779
20	5940	52.0	.01108	.04432	.00337	.01351	4.812	14.669	16.520
20	5940	53.0	.01092	.04369	.00332	.01331	4.744	14.460	16.284
20	5940	54.0	.01076	.04304	.00328	.01312	4.674	14.246	16.043
20	5940	55.0	.01058	.04235	.00322	.01290	4.598	14.016	15.783
20	5940	60.0	.00992	.03969	.00302	.01209	4.309	13.135	14.792
20	5940	65.0	.00950	.03800	.00289	.01158	4.126	12.576	14.162
20	5940	70.0	.00914	.03656	.00278	.01114	3.970	12.101	13.627
20	5940	75.0	.00886	.03544	.00270	.01080	3.848	11.731	13.210
20	5940	80.0	.00868	.03474	.00264	.01058	3.772	11.497	12.947
20	5940	85.0	.00852	.03410	.00259	.01039	3.703	11.287	12.711
20	5940	90.0	.00836	.03347	.00255	.01020	3.634	11.078	12.475
20	5940	95.0	.00823	.03295	.00251	.01004	3.577	10.904	12.280
20	5940	100.0	.00811	.03244	.00247	.00988	3.522	10.737	12.091

TABULATION OF DATA FOR  
 ABSORPTION OF SOUND IN AIR VERSUS PERCENT RELATIVE HUMIDITY  
 AT 20 DEGREES CENTIGRADE FOR A FREQUENCY OF 6300 HERTZ

(1)	(2)	(3)	(4)	(5)	(6)	(7)	(8)	(9)	(10)
TEMP DEGR CENT	FREQ HERTZ	REL HUM PER CENT	ATTEN COEF PER METER	4M PER METER	ATTEN COEF PER FOOT	4M PER FOOT	ATTEN DB PER 100 METER	ATTEN DB PER 1000 FEET	DECAY RATE DB PER SECOND
20	6300	5.0	.02161	.08644	.00658	.02634	9.386	28.609	32.218
20	6300	10.0	.03935	.15741	.01199	.04798	17.091	52.095	58.665
20	6300	15.0	.03933	.15735	.01199	.04796	17.084	52.074	58.643
20	6300	20.0	.03189	.12759	.00972	.03889	13.854	42.227	47.554
20	6300	25.0	.02512	.10051	.00765	.03063	10.913	33.264	37.460
20	6300	30.0	.02099	.08398	.00639	.02559	9.119	27.795	31.301
20	6300	35.0	.01783	.07132	.00543	.02173	7.743	23.603	26.580
20	6300	40.0	.01559	.06238	.00475	.01901	6.773	20.645	23.249
20	6300	45.0	.01390	.05561	.00423	.01695	6.038	18.404	20.725
20	6300	46.0	.01361	.05444	.00414	.01659	5.911	18.017	20.289
20	6300	47.0	.01331	.05327	.00405	.01623	5.784	17.630	19.853
20	6300	48.0	.01305	.05220	.00397	.01591	5.668	17.277	19.457
20	6300	49.0	.01281	.05124	.00390	.01561	5.564	16.959	19.098
20	6300	50.0	.01258	.05033	.00383	.01534	5.465	16.658	18.759
20	6300	51.0	.01236	.04945	.00376	.01507	5.369	16.365	18.429
20	6300	52.0	.01216	.04867	.00370	.01483	5.284	16.107	18.138
20	6300	53.0	.01197	.04789	.00364	.01459	5.199	15.849	17.848
20	6300	54.0	.01180	.04721	.00359	.01438	5.125	15.623	17.594
20	6300	55.0	.01164	.04656	.00354	.01419	5.055	15.408	17.352
20	6300	60.0	.01085	.04340	.00330	.01322	4.712	14.364	16.175
20	6300	65.0	.01034	.04136	.00315	.01260	4.491	13.690	15.416
20	6300	70.0	.00997	.03988	.00303	.01215	4.330	13.200	14.865
20	6300	75.0	.00961	.03846	.00293	.01172	4.176	12.728	14.334
20	6300	80.0	.00939	.03757	.00286	.01145	4.079	12.434	14.003
20	6300	85.0	.00922	.03689	.00281	.01124	4.005	12.209	13.749
20	6300	90.0	.00906	.03624	.00276	.01104	3.935	11.994	13.507
20	6300	95.0	.00890	.03562	.00271	.01085	3.868	11.790	13.277
20	6300	100.0	.00877	.03510	.00267	.01070	3.811	11.617	13.083

TABULATION OF DATA FOR  
 ABSORPTION OF SOUND IN AIR VERSUS PERCENT RELATIVE HUMIDITY  
 AT 20 DEGREES CENTIGRADE FOR A FREQUENCY OF 8000 HERTZ

(1)	(2)	(3)	(4)	(5)	(6)	(7)	(8)	(9)	(10)
TEMP	FREQ	REL	ATTEN	4M	ATTEN	4M	ATTEN	ATTEN	DECAY
DEGR		HUM	COEF		COEF		DB PER	DB PER	RATE
CENT	HERTZ	PER	PER	PER	PER	PER	100	1000	DB PER
		CENT	METER	METER	FOOT	FOOT	METER	FEET	SECOND
20	8000	5.0	.02415	.09662	.00736	.02945	10.490	31.976	36.010
20	8000	10.0	.04641	.18565	.01414	.05658	20.157	61.439	69.188
20	8000	15.0	.05215	.20861	.01589	.06258	22.650	69.040	77.749
20	8000	20.0	.04707	.18830	.01434	.05739	20.445	62.318	70.179
20	8000	25.0	.03830	.15323	.01167	.04670	16.637	50.710	57.107
20	8000	30.0	.03168	.12674	.00965	.03863	13.761	41.944	47.234
20	8000	35.0	.02732	.10929	.00832	.03331	11.867	36.171	40.734
20	8000	40.0	.02374	.09496	.00723	.02894	10.310	31.426	35.390
20	8000	45.0	.02113	.08452	.00644	.02576	9.177	27.972	31.501
20	8000	46.0	.02069	.08277	.00630	.02523	8.987	27.393	30.849
20	8000	47.0	.02027	.08110	.00618	.02472	8.806	26.842	30.227
20	8000	48.0	.01989	.07956	.00606	.02425	8.638	26.330	29.651
20	8000	49.0	.01952	.07811	.00595	.02380	8.481	25.851	29.112
20	8000	50.0	.01916	.07666	.00584	.02336	8.324	25.372	28.572
20	8000	51.0	.01878	.07512	.00572	.02289	8.156	24.860	27.996
20	8000	52.0	.01842	.07369	.00561	.02246	8.001	24.389	27.465
20	8000	53.0	.01808	.07235	.00551	.02205	7.856	23.945	26.965
20	8000	54.0	.01777	.07109	.00541	.02166	7.718	23.526	26.494
20	8000	55.0	.01745	.06982	.00532	.02128	7.581	23.107	26.022
20	8000	60.0	.01616	.06464	.00492	.01970	7.019	21.394	24.092
20	8000	65.0	.01519	.06078	.00463	.01852	6.599	20.115	22.652
20	8000	70.0	.01433	.05732	.00436	.01747	6.224	18.971	21.364
20	8000	75.0	.01373	.05495	.00418	.01675	5.967	18.188	20.482
20	8000	80.0	.01330	.05323	.00405	.01622	5.779	17.617	19.839
20	8000	85.0	.01291	.05164	.00393	.01574	5.607	17.090	19.246
20	8000	90.0	.01259	.05037	.00383	.01535	5.469	16.670	18.773
20	8000	95.0	.01237	.04951	.00377	.01509	5.375	16.385	18.452
20	8000	100.0	.01219	.04879	.00371	.01487	5.297	16.147	18.184

TABULATION OF DATA FOR  
 ABSORPTION OF SOUND IN AIR VERSUS PERCENT RELATIVE HUMIDITY  
 AT 20 DEGREES CENTIGRADE FOR A FREQUENCY OF 10000 HERTZ

(1)	(2)	(3)	(4)	(5)	(6)	(7)	(8)	(9)	(10)
TEMP DEGR CENT	FREQ HERTZ	REL HUM PER CENT	ATTEN COEF PER METER	4M PER METER	ATTEN COEF PER FOOT	4M PER FOOT	ATTEN DB PER 100 METER	ATTEN DB PER 1000 FEET	DECAY RATE DB PER SECOND
20	10000	5.0	.02758	.11032	.00840	.03362	11.978	36.511	41.116
20	10000	10.0	.05244	.20976	.01598	.06393	22.775	69.420	78.177
20	10000	15.0	.06564	.26256	.02000	.08002	28.507	86.891	97.851
20	10000	20.0	.06391	.25564	.01948	.07792	27.757	84.604	95.276
20	10000	25.0	.05539	.22156	.01688	.06753	24.056	73.325	82.574
20	10000	30.0	.04608	.18434	.01404	.05618	20.015	61.006	68.701
20	10000	35.0	.03952	.15808	.01204	.04818	17.164	52.317	58.916
20	10000	40.0	.03484	.13937	.01062	.04248	15.132	46.124	51.942
20	10000	45.0	.03087	.12348	.00940	.03763	13.407	40.866	46.021
20	10000	46.0	.03019	.12079	.00920	.03681	13.115	39.977	45.020
20	10000	47.0	.02958	.11833	.00901	.03606	12.848	39.161	44.101
20	10000	48.0	.02896	.11586	.00882	.03531	12.580	38.345	43.182
20	10000	49.0	.02838	.11352	.00865	.03460	12.326	37.570	42.309
20	10000	50.0	.02784	.11137	.00848	.03394	12.092	36.857	41.505
20	10000	51.0	.02733	.10933	.00833	.03332	11.870	36.182	40.746
20	10000	52.0	.02683	.10735	.00818	.03272	11.656	35.528	40.009
20	10000	53.0	.02637	.10550	.00803	.03215	11.455	34.916	39.320
20	10000	54.0	.02593	.10374	.00790	.03162	11.263	34.332	38.662
20	10000	55.0	.02551	.10204	.00777	.03110	11.079	33.771	38.030
20	10000	60.0	.02352	.09408	.00716	.02867	10.215	31.138	35.065
20	10000	65.0	.02186	.08746	.00666	.02666	9.496	28.946	32.597
20	10000	70.0	.02059	.08237	.00627	.02510	8.944	27.261	30.700
20	10000	75.0	.01957	.07829	.00596	.02386	8.500	25.909	29.177
20	10000	80.0	.01864	.07457	.00568	.02272	8.096	24.678	27.791
20	10000	85.0	.01797	.07191	.00547	.02191	7.808	23.799	26.801
20	10000	90.0	.01749	.06998	.00533	.02133	7.599	23.162	26.083
20	10000	95.0	.01707	.06831	.00520	.02082	7.417	22.607	25.459
20	10000	100.0	.01665	.06662	.00507	.02030	7.233	22.049	24.830

TABULATION OF DATA FOR  
 ABSORPTION OF SOUND IN AIR VERSUS PERCENT RELATIVE HUMIDITY  
 AT 20 DEGREES CENTIGRADE FOR A FREQUENCY OF 12500 HERTZ

(1)	(2)	(3)	(4)	(5)	(6)	(7)	(8)	(9)	(10)
TEMP	FREQ	REL	ATTEN	4M	ATTEN	4M	ATTEN	ATTEN	DECAY
DEGR		HUM	COEF		COEF		DB PER	DB PER	RATE
CENT	HERTZ	PER	PER	PER	PER	PER	100	1000	DB PER
		CENT	METER	METER	FOOT	FOOT	METER	FEET	SECOND
20	12500	5.0	.03177	.12711	.00968	.03874	13.802	42.069	47.375
20	12500	10.0	.05840	.23362	.01780	.07120	25.365	77.315	87.067
20	12500	15.0	.08019	.32079	.02444	.09777	34.830	106.165	119.556
20	12500	20.0	.08346	.33386	.02544	.10176	36.249	110.489	124.426
20	12500	25.0	.07795	.31183	.02376	.09504	33.857	103.198	116.215
20	12500	30.0	.06768	.27074	.02063	.08252	29.396	89.601	100.903
20	12500	35.0	.05783	.23132	.01762	.07050	25.115	76.553	86.209
20	12500	40.0	.05077	.20309	.01547	.06190	22.051	67.213	75.690
20	12500	45.0	.04560	.18241	.01389	.05559	19.805	60.367	67.981
20	12500	46.0	.04463	.17855	.01360	.05442	19.386	59.090	66.543
20	12500	47.0	.04371	.17486	.01332	.05329	18.985	57.869	65.168
20	12500	48.0	.04283	.17134	.01305	.05222	18.603	56.703	63.855
20	12500	49.0	.04198	.16792	.01279	.05118	18.232	55.573	62.582
20	12500	50.0	.04114	.16457	.01254	.05016	17.868	54.462	61.332
20	12500	51.0	.04030	.16121	.01228	.04913	17.503	53.352	60.082
20	12500	52.0	.03946	.15786	.01202	.04811	17.139	52.242	58.831
20	12500	53.0	.03878	.15512	.01182	.04728	16.842	51.336	57.811
20	12500	54.0	.03810	.15243	.01161	.04646	16.551	50.448	56.811
20	12500	55.0	.03743	.14975	.01141	.04564	16.259	49.560	55.811
20	12500	60.0	.03455	.13821	.01053	.04212	15.006	45.741	51.511
20	12500	65.0	.03226	.12905	.00983	.03933	14.012	42.709	48.096
20	12500	70.0	.03013	.12055	.00918	.03674	13.089	39.896	44.928
20	12500	75.0	.02837	.11351	.00865	.03460	12.325	37.568	42.306
20	12500	80.0	.02699	.10796	.00822	.03290	11.722	35.729	40.236
20	12500	85.0	.02586	.10346	.00788	.03153	11.233	34.239	38.558
20	12500	90.0	.02476	.09907	.00754	.03019	10.757	32.788	36.924
20	12500	95.0	.02397	.09588	.00730	.02922	10.411	31.733	35.736
20	12500	100.0	.02337	.09350	.00712	.02850	10.152	30.944	34.847

TABULATION OF DATA FOR  
 ABSORPTION OF SOUND IN AIR VERSUS PERCENT RELATIVE HUMIDITY  
 AT 21 DEGREES CENTIGRADE FOR A FREQUENCY OF 125 HERTZ

(1)	(2)	(3)	(4)	(5)	(6)	(7)	(8)	(9)	(10)
TEMP	FREQ	REL	ATTEN	4M	ATTEN	4M	ATTEN	ATTEN	DECAY
DEGR		HUM	COEF		COEF		DB PER	DB PER	RATE
CENT	HERTZ	PER	PER	PER	PER	PER	100	1000	DB PER
		CENT	METER	METER	FOOT	FOOT	METER	FEET	SECOND
21	125	5.0	.00018	.00075	.00005	.00023	.082	.250	.282
21	125	10.0	.00013	.00055	.00004	.00016	.060	.183	.206
21	125	15.0	.00011	.00047	.00003	.00014	.051	.156	.176
21	125	20.0	.00010	.00042	.00003	.00012	.046	.140	.158
21	125	25.0	.00009	.00039	.00002	.00011	.042	.129	.145
21	125	30.0	.00009	.00036	.00002	.00011	.039	.120	.136
21	125	35.0	.00008	.00034	.00002	.00010	.037	.114	.129
21	125	40.0	.00008	.00032	.00002	.00010	.035	.108	.122
21	125	45.0	.00007	.00031	.00002	.00009	.034	.104	.117
21	125	46.0	.00007	.00031	.00002	.00009	.033	.103	.116
21	125	47.0	.00007	.00031	.00002	.00009	.033	.102	.115
21	125	48.0	.00007	.00030	.00002	.00009	.033	.101	.115
21	125	49.0	.00007	.00030	.00002	.00009	.033	.101	.114
21	125	50.0	.00007	.00030	.00002	.00009	.032	.100	.113
21	125	51.0	.00007	.00030	.00002	.00009	.032	.099	.112
21	125	52.0	.00007	.00029	.00002	.00009	.032	.099	.111
21	125	53.0	.00007	.00029	.00002	.00009	.032	.098	.110
21	125	54.0	.00007	.00029	.00002	.00008	.032	.097	.110
21	125	55.0	.00007	.00029	.00002	.00008	.031	.096	.109
21	125	60.0	.00007	.00028	.00002	.00008	.030	.093	.105
21	125	65.0	.00006	.00027	.00002	.00008	.029	.091	.102
21	125	70.0	.00006	.00026	.00002	.00008	.029	.088	.099
21	125	75.0	.00006	.00025	.00001	.00007	.028	.085	.096
21	125	80.0	.00006	.00025	.00001	.00007	.027	.083	.093
21	125	85.0	.00006	.00024	.00001	.00007	.026	.080	.090
21	125	90.0	.00005	.00023	.00001	.00007	.025	.077	.087
21	125	95.0	.00005	.00022	.00001	.00006	.024	.075	.085
21	125	100.0	.00005	.00022	.00001	.00006	.024	.073	.083

TABULATION OF DATA FOR  
 ABSORPTION OF SOUND IN AIR VERSUS PERCENT RELATIVE HUMIDITY  
 AT 21 DEGREES CENTIGRADE FOR A FREQUENCY OF 250 HERTZ

(1)	(2)	(3)	(4)	(5)	(6)	(7)	(8)	(9)	(10)
TEMP DEGR CENT	FREQ HERTZ	REL HUM PER CENT	ATTEN COEF PER METER	4M PER METER	ATTEN COEF PER FOOT	4M PER FOOT	ATTEN DB PER 100 METER	ATTEN DB PER 1000 FEET	DECAY RATE DB PER SECOND
21	250	5.0	.00048	.00194	.00014	.00059	.210	.643	.725
21	250	10.0	.00030	.00121	.00009	.00037	.132	.403	.454
21	250	15.0	.00026	.00104	.00007	.00031	.113	.347	.391
21	250	20.0	.00023	.00093	.00007	.00028	.101	.309	.349
21	250	25.0	.00021	.00086	.00006	.00026	.093	.286	.322
21	250	30.0	.00020	.00080	.00006	.00024	.087	.267	.301
21	250	35.0	.00019	.00076	.00005	.00023	.082	.252	.284
21	250	40.0	.00018	.00072	.00005	.00022	.078	.240	.270
21	250	45.0	.00017	.00069	.00005	.00021	.075	.230	.260
21	250	46.0	.00017	.00069	.00005	.00021	.074	.228	.257
21	250	47.0	.00017	.00068	.00005	.00020	.074	.226	.255
21	250	48.0	.00016	.00067	.00005	.00020	.073	.224	.253
21	250	49.0	.00016	.00067	.00005	.00020	.073	.222	.251
21	250	50.0	.00016	.00066	.00005	.00020	.072	.221	.249
21	250	51.0	.00016	.00066	.00005	.00020	.072	.219	.247
21	250	52.0	.00016	.00065	.00005	.00020	.071	.217	.245
21	250	53.0	.00016	.00065	.00004	.00019	.070	.216	.244
21	250	54.0	.00016	.00064	.00004	.00019	.070	.214	.242
21	250	55.0	.00016	.00064	.00004	.00019	.069	.213	.240
21	250	60.0	.00015	.00062	.00004	.00019	.067	.206	.233
21	250	65.0	.00015	.00060	.00004	.00018	.066	.201	.226
21	250	70.0	.00014	.00059	.00004	.00018	.064	.195	.220
21	250	75.0	.00014	.00057	.00004	.00017	.062	.190	.214
21	250	80.0	.00014	.00056	.00004	.00017	.060	.185	.209
21	250	85.0	.00013	.00054	.00004	.00016	.059	.181	.205
21	250	90.0	.00013	.00053	.00004	.00016	.058	.177	.200
21	250	95.0	.00013	.00052	.00004	.00016	.057	.173	.196
21	250	100.0	.00012	.00051	.00003	.00015	.055	.169	.191



TABULATION OF DATA FOR  
 ABSORPTION OF SOUND IN AIR VERSUS PERCENT RELATIVE HUMIDITY  
 AT 21 DEGREES CENTIGRADE FOR A FREQUENCY OF 500 HERTZ

(1)	(2)	(3)	(4)	(5)	(6)	(7)	(8)	(9)	(10)
TEMP	FREQ	REL	ATTEN	4M	ATTEN	4M	ATTEN	ATTEN	DECAY
DEGR	HERTZ	HUM	COEF		COEF		DB PER	DB PER	RATE
CENT		PER	PER	PER	PER	PER	100	1000	DB PER
		CENT	METER	METER	FOOT	FOOT	METER	FEET	SECOND
21	500	5.0	.00157	.00628	.00047	.00191	.682	2.079	2.345
21	500	10.0	.00076	.00304	.00023	.00092	.330	1.008	1.137
21	500	15.0	.00062	.00248	.00018	.00075	.269	.820	.926
21	500	20.0	.00055	.00223	.00017	.00068	.242	.740	.835
21	500	25.0	.00051	.00205	.00015	.00062	.222	.679	.766
21	500	30.0	.00047	.00190	.00014	.00058	.207	.631	.712
21	500	35.0	.00045	.00180	.00013	.00055	.196	.598	.674
21	500	40.0	.00043	.00172	.00013	.00052	.187	.570	.643
21	500	45.0	.00041	.00164	.00012	.00050	.179	.545	.615
21	500	46.0	.00040	.00163	.00012	.00049	.177	.541	.610
21	500	47.0	.00040	.00162	.00012	.00049	.176	.537	.606
21	500	48.0	.00040	.00161	.00012	.00049	.174	.533	.601
21	500	49.0	.00039	.00159	.00012	.00048	.173	.528	.596
21	500	50.0	.00039	.00158	.00012	.00048	.172	.524	.591
21	500	51.0	.00039	.00157	.00012	.00048	.171	.521	.588
21	500	52.0	.00039	.00156	.00011	.00047	.169	.517	.584
21	500	53.0	.00038	.00155	.00011	.00047	.168	.514	.580
21	500	54.0	.00038	.00154	.00011	.00047	.167	.511	.576
21	500	55.0	.00038	.00153	.00011	.00046	.166	.507	.572
21	500	60.0	.00037	.00148	.00011	.00045	.161	.491	.553
21	500	65.0	.00036	.00144	.00011	.00044	.156	.478	.539
21	500	70.0	.00035	.00140	.00010	.00042	.152	.465	.525
21	500	75.0	.00034	.00136	.00010	.00041	.148	.453	.511
21	500	80.0	.00033	.00133	.00010	.00040	.145	.442	.499
21	500	85.0	.00032	.00130	.00009	.00039	.141	.432	.487
21	500	90.0	.00032	.00128	.00009	.00039	.139	.423	.478
21	500	95.0	.00031	.00125	.00009	.00038	.136	.416	.469
21	500	100.0	.00030	.00123	.00009	.00037	.134	.409	.461

TABULATION OF DATA FOR  
 ABSORPTION OF SOUND IN AIR VERSUS PERCENT RELATIVE HUMIDITY  
 AT 21 DEGREES CENTIGRADE FOR A FREQUENCY OF 1000 HERTZ

(1)	(2)	(3)	(4)	(5)	(6)	(7)	(8)	(9)	(10)
TEMP	FREQ	REL	ATTEN	4M	ATTEN	4M	ATTEN	ATTEN	DECAY
DEGR		HUM	COEF		COEF		DB PER	DB PER	RATE
CENT	HERTZ	PER	PER	PER	PER	PER	100	1000	DB PER
		CENT	METER	METER	FOOT	FOOT	METER	FEET	SECOND
21	1000	5.0	.00538	.02154	.00164	.00656	2.339	7.130	8.042
21	1000	10.0	.00254	.01017	.00077	.00310	1.104	3.367	3.798
21	1000	15.0	.00167	.00671	.00051	.00204	.729	2.223	2.508
21	1000	20.0	.00136	.00547	.00041	.00166	.594	1.812	2.044
21	1000	25.0	.00125	.00501	.00038	.00152	.544	1.660	1.873
21	1000	30.0	.00117	.00470	.00035	.00143	.510	1.556	1.756
21	1000	35.0	.00111	.00445	.00033	.00135	.483	1.472	1.661
21	1000	40.0	.00105	.00423	.00032	.00128	.459	1.400	1.579
21	1000	45.0	.00100	.00403	.00030	.00123	.438	1.335	1.506
21	1000	46.0	.00099	.00399	.00030	.00121	.434	1.322	1.492
21	1000	47.0	.00098	.00395	.00030	.00120	.429	1.310	1.477
21	1000	48.0	.00098	.00393	.00029	.00119	.426	1.301	1.467
21	1000	49.0	.00097	.00390	.00029	.00119	.424	1.292	1.458
21	1000	50.0	.00096	.00387	.00029	.00118	.421	1.283	1.448
21	1000	51.0	.00096	.00385	.00029	.00117	.418	1.275	1.438
21	1000	52.0	.00095	.00382	.00029	.00116	.415	1.266	1.428
21	1000	53.0	.00095	.00380	.00028	.00115	.412	1.257	1.418
21	1000	54.0	.00094	.00377	.00028	.00115	.410	1.250	1.410
21	1000	55.0	.00093	.00375	.00028	.00114	.407	1.242	1.401
21	1000	60.0	.00091	.00364	.00027	.00110	.395	1.205	1.359
21	1000	65.0	.00088	.00354	.00027	.00108	.384	1.173	1.323
21	1000	70.0	.00086	.00345	.00026	.00105	.374	1.142	1.288
21	1000	75.0	.00084	.00336	.00025	.00102	.365	1.112	1.255
21	1000	80.0	.00082	.00328	.00025	.00100	.356	1.087	1.226
21	1000	85.0	.00080	.00321	.00024	.00098	.349	1.064	1.200
21	1000	90.0	.00078	.00315	.00024	.00096	.342	1.043	1.177
21	1000	95.0	.00077	.00309	.00023	.00094	.335	1.023	1.154
21	1000	100.0	.00075	.00303	.00023	.00092	.329	1.004	1.132

TABULATION OF DATA FOR  
 ABSORPTION OF SOUND IN AIR VERSUS PERCENT RELATIVE HUMIDITY  
 AT 21 DEGREES CENTIGRADE FOR A FREQUENCY OF 2000 HERTZ

(1)	(2)	(3)	(4)	(5)	(6)	(7)	(8)	(9)	(10)
TEMP	FREQ	REL	ATTEN	4M	ATTEN	4M	ATTEN	ATTEN	DECAY
DEGR		HUM	COEF		COEF		DB PER	DB PER	RATE
CENT	HERTZ	PER	PER	PER	PER	PER	100	1000	DB PER
		CENT	METER	METER	FOOT	FOOT	METER	FEET	SECOND
21	2000	5.0	.01275	.05102	.00388	.01555	5.539	16.885	19.045
21	2000	10.0	.00877	.03510	.00267	.01069	3.811	11.616	13.103
21	2000	15.0	.00567	.02271	.00173	.00692	2.466	7.517	8.479
21	2000	20.0	.00418	.01673	.00127	.00510	1.816	5.537	6.246
21	2000	25.0	.00337	.01351	.00103	.00412	1.467	4.473	5.046
21	2000	30.0	.00295	.01182	.00090	.00360	1.284	3.914	4.415
21	2000	35.0	.00272	.01091	.00083	.00332	1.184	3.611	4.073
21	2000	40.0	.00260	.01042	.00079	.00317	1.131	3.449	3.890
21	2000	45.0	.00250	.01001	.00076	.00305	1.086	3.313	3.736
21	2000	46.0	.00248	.00993	.00075	.00302	1.078	3.288	3.708
21	2000	47.0	.00246	.00986	.00075	.00300	1.070	3.263	3.680
21	2000	48.0	.00244	.00978	.00074	.00298	1.062	3.238	3.652
21	2000	49.0	.00242	.00971	.00074	.00296	1.054	3.215	3.626
21	2000	50.0	.00241	.00965	.00073	.00294	1.047	3.194	3.603
21	2000	51.0	.00239	.00958	.00073	.00292	1.041	3.173	3.579
21	2000	52.0	.00238	.00952	.00072	.00290	1.034	3.152	3.556
21	2000	53.0	.00236	.00946	.00072	.00288	1.027	3.132	3.532
21	2000	54.0	.00235	.00940	.00071	.00286	1.020	3.111	3.509
21	2000	55.0	.00233	.00933	.00071	.00284	1.013	3.090	3.486
21	2000	60.0	.00226	.00905	.00068	.00275	.983	2.996	3.380
21	2000	65.0	.00219	.00878	.00066	.00267	.953	2.907	3.279
21	2000	70.0	.00213	.00854	.00065	.00260	.927	2.827	3.188
21	2000	75.0	.00207	.00830	.00063	.00253	.902	2.749	3.101
21	2000	80.0	.00202	.00811	.00061	.00247	.881	2.686	3.030
21	2000	85.0	.00198	.00795	.00060	.00242	.863	2.633	2.970
21	2000	90.0	.00195	.00780	.00059	.00238	.847	2.584	2.915
21	2000	95.0	.00191	.00766	.00058	.00233	.832	2.537	2.862
21	2000	100.0	.00188	.00754	.00057	.00229	.816	2.495	2.814

TABULATION OF DATA FOR  
 ABSORPTION OF SOUND IN AIR VERSUS PERCENT RELATIVE HUMIDITY  
 AT 21 DEGREES CENTIGRADE FOR A FREQUENCY OF 2500 HERTZ

(1)	(2)	(3)	(4)	(5)	(6)	(7)	(8)	(9)	(10)
TEMP DEGR CENT	FREQ HERTZ	REL HUM PER CENT	ATTEN COEF PER METER	4M PER METER	ATTEN COEF PER FOOT	4M PER FOOT	ATTEN DB PER 100 METER	ATTEN DB PER 1000 FEET	DECAY RATE DB PER SECOND
21	2500	5.0	.01537	.06151	.00468	.01874	6.678	20.357	22.962
21	2500	10.0	.01283	.05132	.00391	.01564	5.572	16.986	19.159
21	2500	15.0	.00833	.03334	.00254	.01016	3.620	11.036	12.448
21	2500	20.0	.00608	.02435	.00185	.00742	2.644	8.059	9.090
21	2500	25.0	.00483	.01932	.00147	.00589	2.098	6.395	7.214
21	2500	30.0	.00409	.01638	.00124	.00499	1.779	5.423	6.117
21	2500	35.0	.00371	.01484	.00113	.00452	1.611	4.911	5.539
21	2500	40.0	.00346	.01384	.00105	.00421	1.503	4.581	5.168
21	2500	45.0	.00332	.01330	.00101	.00405	1.444	4.403	4.966
21	2500	46.0	.00330	.01320	.00100	.00402	1.433	4.369	4.928
21	2500	47.0	.00327	.01310	.00099	.00399	1.422	4.335	4.890
21	2500	48.0	.00324	.01299	.00099	.00396	1.411	4.301	4.852
21	2500	49.0	.00322	.01291	.00098	.00393	1.402	4.274	4.821
21	2500	50.0	.00320	.01283	.00097	.00391	1.393	4.247	4.790
21	2500	51.0	.00318	.01275	.00097	.00388	1.384	4.219	4.759
21	2500	52.0	.00316	.01266	.00096	.00386	1.375	4.192	4.729
21	2500	53.0	.00314	.01258	.00095	.00383	1.366	4.165	4.698
21	2500	54.0	.00312	.01250	.00095	.00381	1.357	4.138	4.668
21	2500	55.0	.00310	.01242	.00094	.00378	1.348	4.111	4.637
21	2500	60.0	.00301	.01207	.00091	.00367	1.310	3.994	4.506
21	2500	65.0	.00293	.01172	.00089	.00357	1.273	3.881	4.378
21	2500	70.0	.00285	.01143	.00087	.00348	1.241	3.784	4.269
21	2500	75.0	.00278	.01114	.00084	.00339	1.209	3.687	4.159
21	2500	80.0	.00272	.01088	.00082	.00331	1.181	3.600	4.061
21	2500	85.0	.00265	.01062	.00080	.00323	1.153	3.516	3.966
21	2500	90.0	.00259	.01039	.00079	.00316	1.128	3.440	3.880
21	2500	95.0	.00255	.01021	.00077	.00311	1.109	3.382	3.814
21	2500	100.0	.00251	.01004	.00076	.00306	1.090	3.325	3.750

TABULATION OF DATA FOR  
 ABSORPTION OF SOUND IN AIR VERSUS PERCENT RELATIVE HUMIDITY  
 AT 21 DEGREES CENTIGRADE FOR A FREQUENCY OF 3200 HERTZ

(1)	(2)	(3)	(4)	(5)	(6)	(7)	(8)	(9)	(10)
TEMP DEGR CENT	FREQ HERTZ	REL HUM PER CENT	ATTEN COEF PER METER	4M PER METER	ATTEN COEF PER FOOT	4M PER FOOT	ATTEN DB PER 100 METER	ATTEN DB PER 1000 FEET	DECAY RATE DB PER SECOND
21	3200	5.0	.01768	.07075	.00539	.02156	7.682	23.415	26.412
21	3200	10.0	.01912	.07649	.00582	.02331	8.305	25.315	28.554
21	3200	15.0	.01286	.05145	.00392	.01568	5.587	17.029	19.209
21	3200	20.0	.00953	.03813	.00290	.01162	4.140	12.621	14.236
21	3200	25.0	.00752	.03008	.00229	.00916	3.266	9.956	11.230
21	3200	30.0	.00623	.02495	.00190	.00760	2.708	8.257	9.313
21	3200	35.0	.00543	.02175	.00165	.00662	2.361	7.198	8.119
21	3200	40.0	.00495	.01980	.00150	.00603	2.149	6.552	7.391
21	3200	45.0	.00463	.01854	.00141	.00565	2.013	6.136	6.921
21	3200	46.0	.00458	.01834	.00139	.00559	1.991	6.070	6.847
21	3200	47.0	.00454	.01816	.00138	.00553	1.972	6.012	6.782
21	3200	48.0	.00450	.01802	.00137	.00549	1.957	5.965	6.728
21	3200	49.0	.00447	.01789	.00136	.00545	1.943	5.923	6.681
21	3200	50.0	.00444	.01777	.00135	.00541	1.929	5.882	6.635
21	3200	51.0	.00441	.01766	.00134	.00538	1.917	5.845	6.594
21	3200	52.0	.00438	.01755	.00133	.00535	1.906	5.809	6.553
21	3200	53.0	.00436	.01744	.00132	.00531	1.894	5.773	6.512
21	3200	54.0	.00433	.01733	.00132	.00528	1.882	5.736	6.471
21	3200	55.0	.00430	.01722	.00131	.00525	1.870	5.700	6.430
21	3200	60.0	.00418	.01673	.00127	.00510	1.816	5.538	6.246
21	3200	65.0	.00407	.01629	.00124	.00496	1.769	5.392	6.082
21	3200	70.0	.00397	.01590	.00121	.00484	1.726	5.263	5.937
21	3200	75.0	.00388	.01553	.00118	.00473	1.687	5.142	5.800
21	3200	80.0	.00379	.01519	.00115	.00463	1.650	5.029	5.673
21	3200	85.0	.00372	.01488	.00113	.00453	1.615	4.925	5.555
21	3200	90.0	.00364	.01456	.00111	.00444	1.581	4.821	5.438
21	3200	95.0	.00357	.01428	.00108	.00435	1.551	4.729	5.334
21	3200	100.0	.00350	.01401	.00106	.00427	1.521	4.638	5.231

TABULATION OF DATA FOR  
 ABSORPTION OF SOUND IN AIR VERSUS PERCENT RELATIVE HUMIDITY  
 AT 21 DEGREES CENTIGRADE FOR A FREQUENCY OF 4000 HERTZ

(1)	(2)	(3)	(4)	(5)	(6)	(7)	(8)	(9)	(10)
TEMP	FREQ	REL	ATTEN	4M	ATTEN	4M	ATTEN	ATTEN	DECAY
DEGR	HERTZ	HUM	COEF	PER	COEF	PER	DB PER	DB PER	RATE
CENT		PER	PER	METER	PER	FOOT	100	1000	DB PER
		CENT	METER	METER	FOOT	FOOT	METER	FEET	SECOND
21	4000	5.0	.01924	.07696	.00586	.02345	8.356	25.469	28.729
21	4000	10.0	.02557	.10229	.00779	.03118	11.106	33.854	38.186
21	4000	15.0	.01909	.07639	.00582	.02328	8.294	25.281	28.516
21	4000	20.0	.01412	.05651	.00430	.01722	6.136	18.704	21.097
21	4000	25.0	.01110	.04443	.00338	.01354	4.824	14.703	16.585
21	4000	30.0	.00923	.03694	.00281	.01125	4.010	12.225	13.789
21	4000	35.0	.00788	.03155	.00240	.00961	3.425	10.441	11.777
21	4000	40.0	.00702	.02810	.00214	.00856	3.051	9.300	10.490
21	4000	45.0	.00641	.02566	.00195	.00782	2.786	8.493	9.580
21	4000	46.0	.00634	.02536	.00193	.00773	2.754	8.395	9.470
21	4000	47.0	.00626	.02507	.00191	.00764	2.722	8.298	9.360
21	4000	48.0	.00619	.02477	.00188	.00755	2.690	8.200	9.249
21	4000	49.0	.00613	.02453	.00186	.00747	2.663	8.119	9.158
21	4000	50.0	.00607	.02429	.00185	.00740	2.637	8.038	9.067
21	4000	51.0	.00599	.02399	.00182	.00731	2.605	7.940	8.957
21	4000	52.0	.00593	.02372	.00180	.00723	2.575	7.850	8.855
21	4000	53.0	.00587	.02349	.00179	.00716	2.550	7.774	8.769
21	4000	54.0	.00582	.02330	.00177	.00710	2.530	7.711	8.698
21	4000	55.0	.00577	.02311	.00176	.00704	2.509	7.649	8.628
21	4000	60.0	.00561	.02246	.00171	.00684	2.439	7.436	8.387
21	4000	65.0	.00546	.02187	.00166	.00666	2.375	7.240	8.167
21	4000	70.0	.00534	.02136	.00162	.00651	2.319	7.071	7.976
21	4000	75.0	.00522	.02089	.00159	.00636	2.268	6.914	7.799
21	4000	80.0	.00511	.02046	.00155	.00623	2.221	6.772	7.638
21	4000	85.0	.00501	.02006	.00152	.00611	2.179	6.641	7.491
21	4000	90.0	.00491	.01967	.00149	.00599	2.136	6.511	7.344
21	4000	95.0	.00483	.01933	.00147	.00589	2.099	6.398	7.217
21	4000	100.0	.00474	.01899	.00144	.00579	2.062	6.286	7.091

TABULATION OF DATA FOR  
 ABSORPTION OF SOUND IN AIR VERSUS PERCENT RELATIVE HUMIDITY  
 AT 21 DEGREES CENTIGRADE FOR A FREQUENCY OF 5000 HERTZ

(1)	(2)	(3)	(4)	(5)	(6)	(7)	(8)	(9)	(10)
TEMP	FREQ	REL	ATTEN	4M	ATTEN	4M	ATTEN	ATTEN	DECAY
DEGR		HUM	COEF		COEF		DB PER	DB PER	RATE
CENT	HERTZ	PER	PER	PER	PER	PER	100	1000	DB PER
		CENT	METER	METER	FOOT	FOOT	METER	FEET	SECOND
21	5000	5.0	.02090	.08361	.00637	.02548	9.078	27.670	31.211
21	5000	10.0	.03266	.13066	.00995	.03982	14.187	43.243	48.777
21	5000	15.0	.02767	.11070	.00843	.03374	12.020	36.637	41.326
21	5000	20.0	.02050	.08201	.00624	.02499	8.905	27.143	30.617
21	5000	25.0	.01638	.06553	.00499	.01997	7.114	21.686	24.461
21	5000	30.0	.01346	.05385	.00410	.01641	5.847	17.822	20.103
21	5000	35.0	.01156	.04627	.00352	.01410	5.024	15.315	17.275
21	5000	40.0	.01011	.04044	.00308	.01232	4.391	13.384	15.097
21	5000	45.0	.00914	.03657	.00278	.01114	3.971	12.105	13.654
21	5000	46.0	.00897	.03590	.00273	.01094	3.898	11.883	13.403
21	5000	47.0	.00880	.03520	.00268	.01072	3.822	11.649	13.140
21	5000	48.0	.00864	.03458	.00263	.01054	3.755	11.446	12.911
21	5000	49.0	.00851	.03407	.00259	.01038	3.699	11.277	12.720
21	5000	50.0	.00839	.03359	.00255	.01023	3.647	11.117	12.540
21	5000	51.0	.00828	.03314	.00252	.01010	3.598	10.969	12.372
21	5000	52.0	.00819	.03276	.00249	.00998	3.557	10.842	12.230
21	5000	53.0	.00811	.03244	.00247	.00988	3.522	10.736	12.110
21	5000	54.0	.00803	.03212	.00244	.00979	3.487	10.630	11.990
21	5000	55.0	.00795	.03180	.00242	.00969	3.452	10.524	11.871
21	5000	60.0	.00759	.03036	.00231	.00925	3.296	10.048	11.334
21	5000	65.0	.00734	.02938	.00223	.00895	3.190	9.725	10.970
21	5000	70.0	.00717	.02871	.00218	.00875	3.117	9.502	10.718
21	5000	75.0	.00701	.02807	.00213	.00855	3.047	9.289	10.478
21	5000	80.0	.00687	.02751	.00209	.00838	2.987	9.105	10.270
21	5000	85.0	.00675	.02700	.00205	.00822	2.931	8.935	10.079
21	5000	90.0	.00662	.02650	.00201	.00807	2.877	8.770	9.893
21	5000	95.0	.00651	.02607	.00198	.00794	2.831	8.629	9.733
21	5000	100.0	.00641	.02564	.00195	.00781	2.784	8.487	9.574

TABULATION OF DATA FOR  
 ABSORPTION OF SOUND IN AIR VERSUS PERCENT RELATIVE HUMIDITY  
 AT 21 DEGREES CENTIGRADE FOR A FREQUENCY OF 5940 HERTZ

(1)	(2)	(3)	(4)	(5)	(6)	(7)	(8)	(9)	(10)
TEMP	FREQ	REL	ATTEN	4M	ATTEN	4M	ATTEN	ATTEN	DECAY
DEGR		HUM	COEF		COEF		DB PER	DB PER	RATE
CENT	HERTZ	PER	PER	PER	PER	PER	100	1000	DB PER
		CENT	METER	METER	FOOT	FOOT	METER	FEET	SECOND
21	5940	5.0	.02238	.08952	.00682	.02728	9.720	29.628	33.419
21	5940	10.0	.03862	.15448	.01177	.04708	16.773	51.126	57.668
21	5940	15.0	.03610	.14441	.01100	.04401	15.680	47.793	53.909
21	5940	20.0	.02768	.11075	.00843	.03375	12.025	36.653	41.344
21	5940	25.0	.02207	.08830	.00672	.02691	9.587	29.223	32.962
21	5940	30.0	.01830	.07321	.00557	.02231	7.949	24.230	27.330
21	5940	35.0	.01557	.06229	.00474	.01898	6.763	20.616	23.254
21	5940	40.0	.01367	.05468	.00416	.01666	5.937	18.097	20.413
21	5940	45.0	.01218	.04873	.00371	.01485	5.291	16.129	18.193
21	5940	46.0	.01194	.04778	.00364	.01456	5.188	15.814	17.837
21	5940	47.0	.01172	.04688	.00357	.01429	5.090	15.516	17.502
21	5940	48.0	.01151	.04607	.00351	.01404	5.002	15.246	17.197
21	5940	49.0	.01131	.04527	.00345	.01380	4.915	14.983	16.901
21	5940	50.0	.01114	.04459	.00339	.01359	4.842	14.758	16.647
21	5940	51.0	.01097	.04391	.00334	.01338	4.768	14.533	16.393
21	5940	52.0	.01079	.04317	.00328	.01315	4.687	14.287	16.116
21	5940	53.0	.01060	.04242	.00323	.01293	4.606	14.040	15.837
21	5940	54.0	.01045	.04182	.00318	.01274	4.541	13.841	15.612
21	5940	55.0	.01032	.04128	.00314	.01258	4.482	13.661	15.410
21	5940	60.0	.00979	.03917	.00298	.01194	4.253	12.965	14.625
21	5940	65.0	.00940	.03763	.00286	.01146	4.085	12.453	14.047
21	5940	70.0	.00906	.03625	.00276	.01105	3.936	11.998	13.534
21	5940	75.0	.00885	.03541	.00269	.01079	3.845	11.720	13.220
21	5940	80.0	.00868	.03473	.00264	.01058	3.771	11.496	12.967
21	5940	85.0	.00851	.03405	.00259	.01038	3.697	11.271	12.713
21	5940	90.0	.00837	.03348	.00255	.01020	3.635	11.081	12.500
21	5940	95.0	.00823	.03294	.00251	.01004	3.576	10.902	12.297
21	5940	100.0	.00810	.03240	.00246	.00987	3.517	10.722	12.094



TABULATION OF DATA FOR  
 ABSORPTION OF SOUND IN AIR VERSUS PERCENT RELATIVE HUMIDITY  
 AT 21 DEGREES CENTIGRADE FOR A FREQUENCY OF 6300 HERTZ

(1)	(2)	(3)	(4)	(5)	(6)	(7)	(8)	(9)	(10)
TEMP DEGR CENT	FREQ HERTZ	REL HUM PER CENT	ATTEN COEF PER METER	4M PER METER	ATTEN COEF PER FOOT	4M PER FOOT	ATTEN DB PER 100 METER	ATTEN DB PER 1000 FEET	DECAY RATE DB PER SECOND
21	6300	5.0	.02304	.09217	.00702	.02809	10.007	30.504	34.408
21	6300	10.0	.04070	.16280	.01240	.04962	17.676	53.877	60.771
21	6300	15.0	.03913	.15652	.01192	.04770	16.994	51.800	58.429
21	6300	20.0	.03072	.12288	.00936	.03745	13.342	40.667	45.872
21	6300	25.0	.02429	.09716	.00740	.02961	10.549	32.155	36.270
21	6300	30.0	.02024	.08099	.00617	.02468	8.794	26.804	30.234
21	6300	35.0	.01719	.06877	.00524	.02096	7.467	22.761	25.674
21	6300	40.0	.01512	.06049	.00460	.01843	6.568	20.021	22.583
21	6300	45.0	.01343	.05374	.00409	.01638	5.835	17.785	20.061
21	6300	46.0	.01315	.05262	.00401	.01604	5.714	17.417	19.646
21	6300	47.0	.01291	.05165	.00393	.01574	5.608	17.095	19.282
21	6300	48.0	.01267	.05068	.00386	.01544	5.502	16.772	18.919
21	6300	49.0	.01245	.04980	.00379	.01518	5.407	16.482	18.591
21	6300	50.0	.01224	.04897	.00373	.01492	5.316	16.206	18.280
21	6300	51.0	.01204	.04819	.00367	.01468	5.232	15.948	17.989
21	6300	52.0	.01187	.04749	.00361	.01447	5.156	15.718	17.729
21	6300	53.0	.01169	.04679	.00356	.01426	5.080	15.485	17.467
21	6300	54.0	.01150	.04602	.00350	.01402	4.997	15.232	17.181
21	6300	55.0	.01131	.04526	.00344	.01379	4.914	14.979	16.895
21	6300	60.0	.01065	.04263	.00324	.01299	4.629	14.110	15.916
21	6300	65.0	.01023	.04094	.00311	.01247	4.445	13.549	15.283
21	6300	70.0	.00984	.03938	.00300	.01200	4.276	13.035	14.703
21	6300	75.0	.00958	.03832	.00292	.01168	4.161	12.683	14.306
21	6300	80.0	.00939	.03757	.00286	.01145	4.079	12.435	14.027
21	6300	85.0	.00922	.03688	.00281	.01124	4.004	12.205	13.767
21	6300	90.0	.00905	.03621	.00275	.01103	3.931	11.983	13.517
21	6300	95.0	.00891	.03565	.00271	.01086	3.871	11.799	13.309
21	6300	100.0	.00877	.03509	.00267	.01069	3.810	11.615	13.101

TABULATION OF DATA FOR  
 ABSORPTION OF SOUND IN AIR VERSUS PERCENT RELATIVE HUMIDITY  
 AT 21 DEGREES CENTIGRADE FOR A FREQUENCY OF 8000 HERTZ

(1)	(2)	(3)	(4)	(5)	(6)	(7)	(8)	(9)	(10)
TEMP DEGR CENT	FREQ HERTZ	REL HUM. PER CENT	ATTEN COEF PER METER	4M PER METER	ATTEN COEF PER FOOT	4M PER FOOT	ATTEN DB PER 100 METER	ATTEN DB PER 1000 FEET	DECAY RATE DB PER SECOND
21	8000	5.0	.02587	.10351	.00788	.03155	11.239	34.256	38.640
21	8000	10.0	.04895	.19581	.01492	.05968	21.260	64.804	73.097
21	8000	15.0	.05271	.21084	.01606	.06426	22.892	69.777	78.707
21	8000	20.0	.04574	.18297	.01394	.05577	19.866	60.553	68.302
21	8000	25.0	.03659	.14639	.01115	.04462	15.895	48.449	54.649
21	8000	30.0	.03050	.12200	.00929	.03718	13.246	40.376	45.543
21	8000	35.0	.02617	.10471	.00797	.03191	11.369	34.655	39.090
21	8000	40.0	.02276	.09105	.00693	.02775	9.886	30.134	33.991
21	8000	45.0	.02033	.08134	.00619	.02479	8.832	26.921	30.366
21	8000	46.0	.01993	.07974	.00607	.02430	8.658	26.391	29.768
21	8000	47.0	.01955	.07821	.00595	.02383	8.492	25.884	29.196
21	8000	48.0	.01913	.07654	.00583	.02333	8.310	25.332	28.573
21	8000	49.0	.01874	.07499	.00571	.02285	8.142	24.818	27.994
21	8000	50.0	.01838	.07354	.00560	.02241	7.984	24.337	27.452
21	8000	51.0	.01804	.07217	.00549	.02199	7.836	23.885	26.942
21	8000	52.0	.01770	.07081	.00539	.02158	7.688	23.434	26.433
21	8000	53.0	.01738	.06955	.00530	.02120	7.552	23.019	25.965
21	8000	54.0	.01710	.06840	.00521	.02085	7.427	22.638	25.535
21	8000	55.0	.01683	.06734	.00513	.02052	7.311	22.286	25.139
21	8000	60.0	.01568	.06275	.00478	.01912	6.814	20.769	23.427
21	8000	65.0	.01471	.05886	.00448	.01794	6.391	19.481	21.974
21	8000	70.0	.01402	.05611	.00427	.01710	6.092	18.569	20.945
21	8000	75.0	.01355	.05421	.00413	.01652	5.886	17.942	20.238
21	8000	80.0	.01313	.05252	.00400	.01600	5.702	17.381	19.606
21	8000	85.0	.01278	.05113	.00389	.01558	5.551	16.922	19.087
21	8000	90.0	.01255	.05021	.00382	.01530	5.451	16.617	18.744
21	8000	95.0	.01236	.04944	.00376	.01507	5.368	16.363	18.457
21	8000	100.0	.01217	.04868	.00371	.01484	5.286	16.112	18.174

TABULATION OF DATA FOR  
 ABSORPTION OF SOUND IN AIR VERSUS PERCENT RELATIVE HUMIDITY  
 AT 21 DEGREES CENTIGRADE FOR A FREQUENCY OF 10000 HERTZ

(1)	(2)	(3)	(4)	(5)	(6)	(7)	(8)	(9)	(10)
TEMP DEGR CENT	FREQ HERTZ	REL HUM PER CENT	ATTEN COEF PER METER	4M PER METER	ATTEN COEF PER FOOT	4M PER FOOT	ATTEN DB PER 100 METER	ATTEN DB PER 1000 FEET	DECAY RATE DB PER SECOND
21	10000	5.0	.02928	.11713	.00892	.03570	12.718	38.766	43.727
21	10000	10.0	.05592	.22371	.01704	.06818	24.289	74.035	83.509
21	10000	15.0	.06708	.26835	.02044	.08179	29.136	88.808	100.173
21	10000	20.0	.06362	.25451	.01939	.07757	27.633	84.229	95.008
21	10000	25.0	.05379	.21517	.01639	.06558	23.362	71.208	80.321
21	10000	30.0	.04450	.17800	.01356	.05425	19.326	58.908	66.447
21	10000	35.0	.03836	.15344	.01169	.04677	16.660	50.782	57.281
21	10000	40.0	.03366	.13465	.01026	.04104	14.619	44.562	50.264
21	10000	45.0	.02984	.11939	.00909	.03639	12.963	39.511	44.568
21	10000	46.0	.02918	.11675	.00889	.03558	12.676	38.638	43.583
21	10000	47.0	.02859	.11437	.00871	.03486	12.418	37.852	42.696
21	10000	48.0	.02802	.11211	.00854	.03417	12.172	37.102	41.850
21	10000	49.0	.02749	.10996	.00837	.03351	11.939	36.393	41.050
21	10000	50.0	.02698	.10794	.00822	.03290	11.719	35.722	40.294
21	10000	51.0	.02649	.10599	.00807	.03230	11.508	35.077	39.566
21	10000	52.0	.02604	.10417	.00793	.03175	11.311	34.477	38.889
21	10000	53.0	.02561	.10247	.00780	.03123	11.125	33.911	38.251
21	10000	54.0	.02520	.10080	.00768	.03072	10.944	33.360	37.629
21	10000	55.0	.02474	.09899	.00754	.03017	10.747	32.759	36.952
21	10000	60.0	.02279	.09116	.00694	.02778	9.898	30.171	34.032
21	10000	65.0	.02129	.08517	.00649	.02596	9.247	28.188	31.795
21	10000	70.0	.02014	.08059	.00614	.02456	8.750	26.672	30.086
21	10000	75.0	.01909	.07639	.00582	.02328	8.294	25.283	28.518
21	10000	80.0	.01833	.07334	.00558	.02235	7.963	24.273	27.379
21	10000	85.0	.01781	.07127	.00543	.02172	7.738	23.586	26.604
21	10000	90.0	.01736	.06946	.00529	.02117	7.542	22.988	25.930
21	10000	95.0	.01690	.06763	.00515	.02061	7.343	22.383	25.247
21	10000	100.0	.01660	.06642	.00506	.02024	7.212	21.982	24.795

TABULATION OF DATA FOR  
 ABSORPTION OF SOUND IN AIR VERSUS PERCENT RELATIVE HUMIDITY  
 AT 21 DEGREES CENTIGRADE FOR A FREQUENCY OF 12500 HERTZ

(1)	(2)	(3)	(4)	(5)	(6)	(7)	(8)	(9)	(10)
TEMP	FREQ	REL	ATTEN	4M	ATTEN	4M	ATTEN	ATTEN	DECAY
DEGR		HUM	COEF		COEF		DB PER	DB PER	RATE
CENT	HERTZ	PER	PER	PER	PER	PER	100	1000	DB PER
		CENT	METER	METER	FOOT	FOOT	METER	FEET	SECOND
21	12500	5.0	.03361	.13446	.01024	.04098	14.599	44.499	50.193
21	12500	10.0	.06233	.24932	.01899	.07599	27.070	82.512	93.071
21	12500	15.0	.08310	.33242	.02533	.10132	36.092	110.012	124.090
21	12500	20.0	.08433	.33732	.02570	.10281	36.624	111.633	125.919
21	12500	25.0	.07675	.30702	.02339	.09358	33.335	101.607	114.609
21	12500	30.0	.06562	.26248	.02000	.08000	28.498	86.865	97.982
21	12500	35.0	.05592	.22370	.01704	.06818	24.288	74.033	83.507
21	12500	40.0	.04935	.19743	.01504	.06017	21.436	65.340	73.701
21	12500	45.0	.04415	.17663	.01345	.05383	19.177	58.455	65.935
21	12500	46.0	.04321	.17286	.01317	.05268	18.768	57.208	64.529
21	12500	47.0	.04231	.16927	.01289	.05159	18.378	56.019	63.188
21	12500	48.0	.04142	.16568	.01262	.05050	17.989	54.832	61.849
21	12500	49.0	.04052	.16209	.01235	.04940	17.599	53.645	60.510
21	12500	50.0	.03970	.15882	.01210	.04841	17.244	52.562	59.289
21	12500	51.0	.03898	.15595	.01188	.04753	16.933	51.612	58.217
21	12500	52.0	.03827	.15308	.01166	.04666	16.621	50.662	57.146
21	12500	53.0	.03755	.15021	.01144	.04578	16.309	49.713	56.074
21	12500	54.0	.03691	.14767	.01125	.04500	16.033	48.870	55.124
21	12500	55.0	.03629	.14518	.01106	.04425	15.763	48.046	54.195
21	12500	60.0	.03360	.13441	.01024	.04096	14.593	44.481	50.174
21	12500	65.0	.03127	.12509	.00953	.03812	13.581	41.398	46.695
21	12500	70.0	.02927	.11710	.00892	.03569	12.714	38.755	43.714
21	12500	75.0	.02770	.11080	.00844	.03377	12.030	36.669	41.361
21	12500	80.0	.02645	.10580	.00806	.03224	11.487	35.014	39.494
21	12500	85.0	.02525	.10100	.00769	.03078	10.966	33.427	37.705
21	12500	90.0	.02438	.09755	.00743	.02973	10.591	32.284	36.416
21	12500	95.0	.02373	.09494	.00723	.02893	10.308	31.421	35.442
21	12500	100.0	.02319	.09278	.00707	.02828	10.073	30.705	34.634

TABULATION OF DATA FOR  
 ABSORPTION OF SOUND IN AIR VERSUS PERCENT RELATIVE HUMIDITY  
 AT 22 DEGREES CENTIGRADE FOR A FREQUENCY OF 125 HERTZ

(1)	(2)	(3)	(4)	(5)	(6)	(7)	(8)	(9)	(10)
TEMP	FREQ	REL	ATTEN	4M	ATTEN	4M	ATTEN	ATTEN	DECAY
DEGR		HUM	COEF		COEF		DB PER	DB PER	RATE
CENT	HERTZ	PER	PER	PER	PER	PER	100	1000	DB PER
		CENT	METER	METER	FOOT	FOOT	METER	FEET	SECOND
22	125	5.0	.00019	.00076	.00005	.00023	.083	.254	.287
22	125	10.0	.00014	.00056	.00004	.00017	.061	.186	.210
22	125	15.0	.00012	.00048	.00003	.00014	.052	.159	.179
22	125	20.0	.00010	.00043	.00003	.00013	.047	.143	.162
22	125	25.0	.00009	.00039	.00003	.00012	.043	.131	.148
22	125	30.0	.00009	.00037	.00002	.00011	.040	.123	.139
22	125	35.0	.00008	.00035	.00002	.00010	.038	.116	.132
22	125	40.0	.00008	.00033	.00002	.00010	.036	.110	.125
22	125	45.0	.00008	.00032	.00002	.00009	.034	.106	.119
22	125	46.0	.00007	.00031	.00002	.00009	.034	.105	.119
22	125	47.0	.00007	.00031	.00002	.00009	.034	.104	.118
22	125	48.0	.00007	.00031	.00002	.00009	.034	.103	.117
22	125	49.0	.00007	.00031	.00002	.00009	.033	.103	.116
22	125	50.0	.00007	.00030	.00002	.00009	.033	.102	.115
22	125	51.0	.00007	.00030	.00002	.00009	.033	.101	.114
22	125	52.0	.00007	.00030	.00002	.00009	.033	.100	.114
22	125	53.0	.00007	.00030	.00002	.00009	.032	.100	.113
22	125	54.0	.00007	.00030	.00002	.00009	.032	.099	.112
22	125	55.0	.00007	.00029	.00002	.00009	.032	.098	.111
22	125	60.0	.00007	.00028	.00002	.00008	.031	.095	.107
22	125	65.0	.00007	.00028	.00002	.00008	.030	.092	.104
22	125	70.0	.00006	.00027	.00002	.00008	.029	.090	.101
22	125	75.0	.00006	.00026	.00002	.00008	.028	.087	.098
22	125	80.0	.00006	.00025	.00001	.00007	.027	.084	.095
22	125	85.0	.00006	.00024	.00001	.00007	.026	.082	.092
22	125	90.0	.00005	.00023	.00001	.00007	.026	.079	.089
22	125	95.0	.00005	.00023	.00001	.00007	.025	.077	.087
22	125	100.0	.00005	.00022	.00001	.00006	.024	.075	.084

TABULATION OF DATA FOR  
 ABSORPTION OF SOUND IN AIR VERSUS PERCENT RELATIVE HUMIDITY  
 AT 22 DEGREES CENTIGRADE FOR A FREQUENCY OF 250 HERTZ

(1)	(2)	(3)	(4)	(5)	(6)	(7)	(8)	(9)	(10)
TEMP	FREQ	REL	ATTEN	4M	ATTEN	4M	ATTEN	ATTEN	DECAY
DEGR		HUM	COEF		COEF		DB PER	DB PER	RATE
CENT	HERTZ	PER	PER	PER	PER	PER	100	1000	DB PER
		CENT	METER	METER	FOOT	FOOT	METER	FEET	SECOND
22	250	5.0	.00049	.00197	.00015	.00060	.214	.655	.740
22	250	10.0	.00031	.00124	.00009	.00037	.134	.410	.463
22	250	15.0	.00026	.00106	.00008	.00032	.116	.353	.399
22	250	20.0	.00023	.00095	.00007	.00029	.103	.315	.356
22	250	25.0	.00022	.00088	.00006	.00026	.095	.291	.329
22	250	30.0	.00020	.00082	.00006	.00025	.089	.272	.307
22	250	35.0	.00019	.00077	.00005	.00023	.084	.257	.290
22	250	40.0	.00018	.00073	.00005	.00022	.080	.244	.276
22	250	45.0	.00017	.00070	.00005	.00021	.077	.234	.265
22	250	46.0	.00017	.00070	.00005	.00021	.076	.232	.263
22	250	47.0	.00017	.00069	.00005	.00021	.075	.230	.260
22	250	48.0	.00017	.00069	.00005	.00021	.075	.228	.258
22	250	49.0	.00017	.00068	.00005	.00020	.074	.226	.256
22	250	50.0	.00017	.00068	.00005	.00020	.073	.225	.254
22	250	51.0	.00016	.00067	.00005	.00020	.073	.223	.252
22	250	52.0	.00016	.00067	.00005	.00020	.072	.222	.250
22	250	53.0	.00016	.00066	.00005	.00020	.072	.220	.249
22	250	54.0	.00016	.00066	.00005	.00020	.071	.218	.247
22	250	55.0	.00016	.00065	.00004	.00019	.071	.217	.245
22	250	60.0	.00015	.00063	.00004	.00019	.069	.210	.238
22	250	65.0	.00015	.00061	.00004	.00018	.067	.204	.231
22	250	70.0	.00015	.00060	.00004	.00018	.065	.199	.225
22	250	75.0	.00014	.00058	.00004	.00017	.063	.193	.219
22	250	80.0	.00014	.00057	.00004	.00017	.062	.189	.213
22	250	85.0	.00013	.00055	.00004	.00017	.060	.185	.209
22	250	90.0	.00013	.00054	.00004	.00016	.059	.181	.204
22	250	95.0	.00013	.00053	.00004	.00016	.058	.177	.200
22	250	100.0	.00013	.00052	.00003	.00015	.056	.172	.195

TABULATION OF DATA FOR  
 ABSORPTION OF SOUND IN AIR VERSUS PERCENT RELATIVE HUMIDITY  
 AT 22 DEGREES CENTIGRADE FOR A FREQUENCY OF 500 HERTZ

(1)	(2)	(3)	(4)	(5)	(6)	(7)	(8)	(9)	(10)
TEMP DEGR CENT	FREQ HERTZ	REL HUM PER CENT	ATTEN COEF PER METER	4M PER METER	ATTEN COEF PER FOOT	4M PER FOOT	ATTEN DB PER 100 METER	ATTEN DB PER 1000 FEET	DECAY RATE DB PER SECOND
22	500	5.0	.00151	.00604	.00046	.00184	.656	2.001	2.261
22	500	10.0	.00074	.00299	.00022	.00091	.324	.990	1.118
22	500	15.0	.00061	.00247	.00018	.00075	.269	.820	.927
22	500	20.0	.00055	.00223	.00017	.00068	.242	.739	.835
22	500	25.0	.00051	.00204	.00015	.00062	.222	.677	.765
22	500	30.0	.00047	.00190	.00014	.00058	.207	.631	.713
22	500	35.0	.00045	.00180	.00013	.00055	.196	.598	.676
22	500	40.0	.00043	.00172	.00013	.00052	.187	.570	.644
22	500	45.0	.00041	.00164	.00012	.00050	.179	.545	.616
22	500	46.0	.00040	.00163	.00012	.00049	.177	.541	.611
22	500	47.0	.00040	.00162	.00012	.00049	.176	.536	.606
22	500	48.0	.00040	.00160	.00012	.00049	.174	.532	.601
22	500	49.0	.00039	.00159	.00012	.00048	.173	.528	.597
22	500	50.0	.00039	.00158	.00012	.00048	.172	.525	.593
22	500	51.0	.00039	.00157	.00012	.00048	.171	.521	.589
22	500	52.0	.00039	.00156	.00011	.00047	.169	.518	.585
22	500	53.0	.00038	.00155	.00011	.00047	.168	.514	.581
22	500	54.0	.00038	.00154	.00011	.00047	.167	.510	.577
22	500	55.0	.00038	.00153	.00011	.00046	.166	.507	.573
22	500	60.0	.00037	.00148	.00011	.00045	.161	.491	.555
22	500	65.0	.00036	.00144	.00011	.00044	.156	.478	.540
22	500	70.0	.00035	.00140	.00010	.00042	.152	.464	.525
22	500	75.0	.00034	.00136	.00010	.00041	.148	.453	.511
22	500	80.0	.00033	.00133	.00010	.00040	.144	.441	.499
22	500	85.0	.00032	.00130	.00009	.00039	.141	.432	.488
22	500	90.0	.00032	.00128	.00009	.00039	.139	.424	.479
22	500	95.0	.00031	.00125	.00009	.00038	.136	.416	.470
22	500	100.0	.00030	.00123	.00009	.00037	.134	.408	.461

TABULATION OF DATA FOR  
 ABSORPTION OF SOUND IN AIR VERSUS PERCENT RELATIVE HUMIDITY  
 AT 22 DEGREES CENTIGRADE FOR A FREQUENCY OF 1000 HERTZ

(1)	(2)	(3)	(4)	(5)	(6)	(7)	(8)	(9)	(10)
TEMP	FREQ	REL	ATTEN	4M	ATTEN	4M	ATTEN	ATTEN	DECAY
DEGR		HUM	COEF		COEF		DB PER	DB PER	RATE
CENT	HERTZ	PER	PER	PER	PER	PER	100	1000	DB PER
		CENT	METER	METER	FOOT	FOOT	METER	FEET	SECOND
22	1000	5.0	.00517	.02068	.00157	.00630	2.246	6.846	7.736
22	1000	10.0	.00242	.00969	.00073	.00295	1.052	3.208	3.625
22	1000	15.0	.00161	.00644	.00049	.00196	.700	2.134	2.411
22	1000	20.0	.00135	.00541	.00041	.00164	.587	1.791	2.023
22	1000	25.0	.00125	.00500	.00038	.00152	.542	1.654	1.869
22	1000	30.0	.00117	.00468	.00035	.00142	.509	1.551	1.753
22	1000	35.0	.00110	.00443	.00033	.00135	.481	1.466	1.656
22	1000	40.0	.00105	.00420	.00032	.00128	.456	1.391	1.572
22	1000	45.0	.00100	.00400	.00030	.00122	.434	1.325	1.498
22	1000	46.0	.00099	.00397	.00030	.00121	.431	1.316	1.487
22	1000	47.0	.00098	.00394	.00030	.00120	.428	1.306	1.476
22	1000	48.0	.00098	.00392	.00029	.00119	.425	1.297	1.466
22	1000	49.0	.00097	.00389	.00029	.00118	.422	1.287	1.455
22	1000	50.0	.00096	.00386	.00029	.00117	.419	1.278	1.445
22	1000	51.0	.00095	.00383	.00029	.00117	.416	1.270	1.435
22	1000	52.0	.00095	.00381	.00029	.00116	.414	1.262	1.426
22	1000	53.0	.00094	.00378	.00028	.00115	.411	1.254	1.417
22	1000	54.0	.00094	.00376	.00028	.00114	.408	1.245	1.407
22	1000	55.0	.00093	.00373	.00028	.00113	.406	1.237	1.398
22	1000	60.0	.00090	.00363	.00027	.00110	.394	1.201	1.358
22	1000	65.0	.00088	.00352	.00026	.00107	.383	1.168	1.319
22	1000	70.0	.00085	.00343	.00026	.00104	.372	1.135	1.282
22	1000	75.0	.00083	.00334	.00025	.00102	.363	1.107	1.251
22	1000	80.0	.00081	.00327	.00024	.00099	.355	1.082	1.223
22	1000	85.0	.00080	.00320	.00024	.00097	.348	1.060	1.198
22	1000	90.0	.00078	.00313	.00023	.00095	.340	1.038	1.173
22	1000	95.0	.00076	.00307	.00023	.00093	.334	1.018	1.151
22	1000	100.0	.00075	.00302	.00023	.00092	.328	1.002	1.132



TABULATION OF DATA FOR  
 ABSORPTION OF SOUND IN AIR VERSUS PERCENT RELATIVE HUMIDITY  
 AT 22 DEGREES CENTIGRADE FOR A FREQUENCY OF 2000 HERTZ

(1)	(2)	(3)	(4)	(5)	(6)	(7)	(8)	(9)	(10)
TEMP DEGR CENT	FREQ HERTZ	REL HUM PER CENT	ATTEN COEF PER METER	4M PER METER	ATTEN COEF PER FOOT	4M PER FOOT	ATTEN DB PER 100 METER	ATTEN DB PER 1000 FEET	DECAY RATE DB PER SECOND
22	2000	5.0	.01306	.05227	.00398	.01593	5.676	17.301	19.549
22	2000	10.0	.00839	.03359	.00256	.01024	3.647	11.118	12.563
22	2000	15.0	.00543	.02173	.00165	.00662	2.360	7.194	8.129
22	2000	20.0	.00400	.01603	.00122	.00488	1.741	5.307	5.997
22	2000	25.0	.00326	.01307	.00099	.00398	1.419	4.325	4.887
22	2000	30.0	.00291	.01167	.00088	.00355	1.267	3.863	4.365
22	2000	35.0	.00272	.01089	.00083	.00332	1.182	3.605	4.073
22	2000	40.0	.00259	.01039	.00079	.00316	1.128	3.440	3.887
22	2000	45.0	.00249	.00998	.00076	.00304	1.084	3.306	3.735
22	2000	46.0	.00247	.00991	.00075	.00302	1.075	3.279	3.705
22	2000	47.0	.00246	.00984	.00074	.00299	1.068	3.257	3.680
22	2000	48.0	.00244	.00977	.00074	.00297	1.061	3.234	3.655
22	2000	49.0	.00242	.00970	.00073	.00295	1.053	3.212	3.629
22	2000	50.0	.00240	.00963	.00073	.00293	1.046	3.190	3.604
22	2000	51.0	.00239	.00957	.00072	.00291	1.039	3.167	3.579
22	2000	52.0	.00237	.00950	.00072	.00289	1.031	3.145	3.553
22	2000	53.0	.00235	.00943	.00071	.00287	1.024	3.122	3.528
22	2000	54.0	.00234	.00937	.00071	.00285	1.017	3.101	3.505
22	2000	55.0	.00232	.00931	.00070	.00283	1.011	3.082	3.483
22	2000	60.0	.00225	.00902	.00068	.00275	.979	2.986	3.374
22	2000	65.0	.00218	.00875	.00066	.00266	.950	2.896	3.273
22	2000	70.0	.00212	.00849	.00064	.00259	.922	2.812	3.178
22	2000	75.0	.00207	.00828	.00063	.00252	.899	2.741	3.097
22	2000	80.0	.00202	.00810	.00061	.00247	.880	2.683	3.032
22	2000	85.0	.00198	.00794	.00060	.00242	.863	2.630	2.972
22	2000	90.0	.00194	.00779	.00059	.00237	.846	2.580	2.915
22	2000	95.0	.00191	.00766	.00058	.00233	.831	2.535	2.865
22	2000	100.0	.00188	.00753	.00057	.00229	.818	2.493	2.817

TABULATION OF DATA FOR  
 ABSORPTION OF SOUND IN AIR VERSUS PERCENT RELATIVE HUMIDITY  
 AT 22 DEGREES CENTIGRADE FOR A FREQUENCY OF 2500 HERTZ

(1)	(2)	(3)	(4)	(5)	(6)	(7)	(8)	(9)	(10)
TEMP	FREQ	REL	ATTEN	4M	ATTEN	4M	ATTEN	ATTEN	DECAY
DEGR	HERTZ	HUM	COEF	PER	COEF	PER	DB PER	DB PER	RATE
CENT		PER	PER	METER	PER	FOOT	100	1000	DB PER
		CENT	METER	METER	FOOT	FOOT	METER	FEET	SECOND
22	2500	5.0	.01598	.06393	.00487	.01948	6.942	21.160	23.909
22	2500	10.0	.01242	.04968	.00378	.01514	5.394	16.443	18.580
22	2500	15.0	.00804	.03219	.00245	.00981	3.495	10.653	12.038
22	2500	20.0	.00589	.02358	.00179	.00718	2.561	7.806	8.820
22	2500	25.0	.00469	.01877	.00143	.00572	2.038	6.214	7.021
22	2500	30.0	.00401	.01607	.00122	.00490	1.745	5.320	6.012
22	2500	35.0	.00367	.01469	.00111	.00447	1.595	4.863	5.495
22	2500	40.0	.00346	.01385	.00105	.00422	1.504	4.585	5.181
22	2500	45.0	.00332	.01330	.00101	.00405	1.444	4.404	4.976
22	2500	46.0	.00330	.01320	.00100	.00402	1.433	4.370	4.937
22	2500	47.0	.00327	.01311	.00099	.00399	1.424	4.341	4.905
22	2500	48.0	.00325	.01302	.00099	.00397	1.414	4.311	4.872
22	2500	49.0	.00323	.01294	.00098	.00394	1.405	4.282	4.839
22	2500	50.0	.00321	.01285	.00097	.00391	1.395	4.253	4.806
22	2500	51.0	.00319	.01276	.00097	.00389	1.386	4.224	4.773
22	2500	52.0	.00316	.01267	.00096	.00386	1.376	4.195	4.741
22	2500	53.0	.00314	.01259	.00095	.00383	1.367	4.166	4.708
22	2500	54.0	.00312	.01251	.00095	.00381	1.358	4.142	4.680
22	2500	55.0	.00311	.01244	.00094	.00379	1.351	4.117	4.653
22	2500	60.0	.00301	.01207	.00092	.00368	1.311	3.996	4.516
22	2500	65.0	.00293	.01174	.00089	.00357	1.275	3.886	4.391
22	2500	70.0	.00285	.01143	.00087	.00348	1.241	3.782	4.274
22	2500	75.0	.00278	.01113	.00084	.00339	1.209	3.686	4.165
22	2500	80.0	.00271	.01086	.00082	.00331	1.179	3.595	4.062
22	2500	85.0	.00265	.01060	.00080	.00323	1.151	3.510	3.966
22	2500	90.0	.00260	.01041	.00079	.00317	1.131	3.447	3.895
22	2500	95.0	.00255	.01023	.00077	.00311	1.111	3.386	3.826
22	2500	100.0	.00251	.01006	.00076	.00306	1.093	3.332	3.765

TABULATION OF DATA FOR  
 ABSORPTION OF SOUND IN AIR VERSUS PERCENT RELATIVE HUMIDITY  
 AT 22 DEGREES CENTIGRADE FOR A FREQUENCY OF 3200 HERTZ

(1)	(2)	(3)	(4)	(5)	(6)	(7)	(8)	(9)	(10)
TEMP DEGR CENT	FREQ HERTZ	REL HUM PER CENT	ATTEN COEF PER METER	4M PER METER	ATTEN COEF PER FOOT	4M PER FOOT	ATTEN DB PER 100 METER	ATTEN DB PER 1000 FEET	DECAY RATE DB PER SECOND
22	3200	5.0	.01882	.07529	.00573	.02295	8.175	24.918	28.156
22	3200	10.0	.01872	.07488	.00570	.02282	8.130	24.781	28.002
22	3200	15.0	.01237	.04948	.00377	.01508	5.372	16.375	18.503
22	3200	20.0	.00911	.03646	.00277	.01111	3.959	12.068	13.637
22	3200	25.0	.00723	.02895	.00220	.00882	3.143	9.582	10.827
22	3200	30.0	.00603	.02412	.00183	.00735	2.619	7.985	9.022
22	3200	35.0	.00528	.02115	.00161	.00644	2.297	7.002	7.912
22	3200	40.0	.00489	.01956	.00149	.00596	2.123	6.473	7.315
22	3200	45.0	.00459	.01839	.00140	.00560	1.997	6.089	6.880
22	3200	46.0	.00456	.01826	.00139	.00556	1.983	6.044	6.829
22	3200	47.0	.00453	.01812	.00138	.00552	1.968	5.999	6.779
22	3200	48.0	.00450	.01800	.00137	.00548	1.955	5.959	6.733
22	3200	49.0	.00447	.01788	.00136	.00545	1.942	5.919	6.689
22	3200	50.0	.00444	.01776	.00135	.00541	1.929	5.880	6.644
22	3200	51.0	.00441	.01765	.00134	.00538	1.916	5.841	6.600
22	3200	52.0	.00438	.01753	.00133	.00534	1.903	5.802	6.556
22	3200	53.0	.00435	.01741	.00132	.00530	1.890	5.763	6.512
22	3200	54.0	.00432	.01729	.00131	.00527	1.877	5.724	6.467
22	3200	55.0	.00429	.01719	.00131	.00524	1.867	5.690	6.430
22	3200	60.0	.00418	.01672	.00127	.00509	1.815	5.534	6.253
22	3200	65.0	.00407	.01628	.00124	.00496	1.767	5.388	6.088
22	3200	70.0	.00397	.01588	.00121	.00484	1.724	5.257	5.940
22	3200	75.0	.00387	.01550	.00118	.00472	1.683	5.132	5.799
22	3200	80.0	.00379	.01517	.00115	.00462	1.647	5.020	5.673
22	3200	85.0	.00370	.01483	.00113	.00452	1.610	4.908	5.546
22	3200	90.0	.00363	.01453	.00110	.00442	1.577	4.808	5.433
22	3200	95.0	.00355	.01423	.00108	.00433	1.545	4.711	5.323
22	3200	100.0	.00348	.01394	.00106	.00425	1.513	4.614	5.214

TABULATION OF DATA FOR  
 ABSORPTION OF SOUND IN AIR VERSUS PERCENT RELATIVE HUMIDITY  
 AT 22 DEGREES CENTIGRADE FOR A FREQUENCY OF 4000 HERTZ

(1)	(2)	(3)	(4)	(5)	(6)	(7)	(8)	(9)	(10)
TEMP DEGR CENT	FREQ HERTZ	REL HUM PER CENT	ATTEN COEF PER METER	4M PER METER	ATTEN COEF PER FOOT	4M PER FOOT	ATTEN DB PER 100 METER	ATTEN DB PER 1000 FEET	DECAY RATE DB PER SECOND
22	4000	5.0	.02081	.08325	.00634	.02537	9.039	27.552	31.132
22	4000	10.0	.02557	.10228	.00779	.03117	11.105	33.849	38.247
22	4000	15.0	.01817	.07270	.00554	.02216	7.894	24.062	27.189
22	4000	20.0	.01351	.05405	.00411	.01647	5.869	17.890	20.214
22	4000	25.0	.01061	.04244	.00323	.01293	4.608	14.046	15.871
22	4000	30.0	.00881	.03527	.00268	.01075	3.830	11.674	13.191
22	4000	35.0	.00760	.03041	.00231	.00927	3.302	10.066	11.375
22	4000	40.0	.00679	.02718	.00207	.00828	2.951	8.995	10.164
22	4000	45.0	.00632	.02528	.00192	.00770	2.744	8.366	9.453
22	4000	46.0	.00625	.02500	.00190	.00762	2.714	8.274	9.349
22	4000	47.0	.00618	.02474	.00188	.00754	2.686	8.189	9.253
22	4000	48.0	.00610	.02442	.00186	.00744	2.652	8.083	9.134
22	4000	49.0	.00603	.02413	.00183	.00735	2.620	7.986	9.024
22	4000	50.0	.00597	.02388	.00182	.00728	2.593	7.904	8.932
22	4000	51.0	.00592	.02368	.00180	.00721	2.571	7.837	8.855
22	4000	52.0	.00587	.02348	.00178	.00715	2.550	7.772	8.782
22	4000	53.0	.00583	.02334	.00177	.00711	2.534	7.724	8.728
22	4000	54.0	.00579	.02319	.00176	.00706	2.518	7.676	8.673
22	4000	55.0	.00576	.02305	.00175	.00702	2.503	7.629	8.621
22	4000	60.0	.00560	.02241	.00170	.00683	2.433	7.418	8.382
22	4000	65.0	.00545	.02183	.00166	.00665	2.370	7.225	8.164
22	4000	70.0	.00533	.02132	.00162	.00649	2.315	7.056	7.973
22	4000	75.0	.00521	.02084	.00158	.00635	2.263	6.899	7.795
22	4000	80.0	.00510	.02042	.00155	.00622	2.217	6.758	7.636
22	4000	85.0	.00499	.01999	.00152	.00609	2.170	6.617	7.476
22	4000	90.0	.00490	.01962	.00149	.00598	2.131	6.496	7.340
22	4000	95.0	.00481	.01926	.00146	.00587	2.091	6.375	7.203
22	4000	100.0	.00472	.01890	.00144	.00576	2.052	6.256	7.069

TABULATION OF DATA FOR  
 ABSORPTION OF SOUND IN AIR VERSUS PERCENT RELATIVE HUMIDITY  
 AT 22 DEGREES CENTIGRADE FOR A FREQUENCY OF 5000 HERTZ

(1)	(2)	(3)	(4)	(5)	(6)	(7)	(8)	(9)	(10)
TEMP DEGR CENT	FREQ HERTZ	REL HUM PER CENT	ATTEN COEF PER METER	4M PER METER	ATTEN COEF PER FOOT	4M PER FOOT	ATTEN DB PER 100 METER	ATTEN DB PER 1000 FEET	DECAY RATE DB PER SECOND
22	5000	5.0	.02276	.09104	.00693	.02775	9.885	30.130	34.045
22	5000	10.0	.03315	.13261	.01010	.04042	14.399	43.889	49.592
22	5000	15.0	.02661	.10644	.00811	.03244	11.556	35.225	39.803
22	5000	20.0	.01959	.07838	.00597	.02389	8.510	25.940	29.311
22	5000	25.0	.01560	.06240	.00475	.01902	6.775	20.652	23.336
22	5000	30.0	.01286	.05147	.00392	.01568	5.589	17.035	19.249
22	5000	35.0	.01103	.04415	.00336	.01345	4.793	14.611	16.509
22	5000	40.0	.00973	.03892	.00296	.01186	4.226	12.883	14.557
22	5000	45.0	.00881	.03524	.00268	.01074	3.826	11.663	13.178
22	5000	46.0	.00867	.03468	.00264	.01057	3.766	11.479	12.970
22	5000	47.0	.00854	.03416	.00260	.01041	3.709	11.306	12.775
22	5000	48.0	.00841	.03367	.00256	.01026	3.656	11.145	12.593
22	5000	49.0	.00831	.03327	.00253	.01014	3.613	11.013	12.444
22	5000	50.0	.00823	.03293	.00250	.01003	3.575	10.898	12.314
22	5000	51.0	.00814	.03258	.00248	.00993	3.537	10.783	12.184
22	5000	52.0	.00805	.03223	.00245	.00982	3.500	10.668	12.054
22	5000	53.0	.00798	.03195	.00243	.00973	3.469	10.574	11.948
22	5000	54.0	.00791	.03166	.00241	.00965	3.438	10.480	11.842
22	5000	55.0	.00783	.03132	.00238	.00954	3.400	10.365	11.712
22	5000	60.0	.00751	.03006	.00229	.00916	3.263	9.948	11.241
22	5000	65.0	.00732	.02931	.00223	.00893	3.182	9.700	10.960
22	5000	70.0	.00715	.02861	.00218	.00872	3.106	9.469	10.700
22	5000	75.0	.00700	.02800	.00213	.00853	3.040	9.266	10.470
22	5000	80.0	.00686	.02744	.00209	.00836	2.979	9.082	10.262
22	5000	85.0	.00672	.02691	.00205	.00820	2.921	8.906	10.063
22	5000	90.0	.00661	.02644	.00201	.00806	2.871	8.752	9.889
22	5000	95.0	.00649	.02598	.00197	.00791	2.821	8.599	9.716
22	5000	100.0	.00638	.02555	.00194	.00778	2.774	8.455	9.554

TABULATION OF DATA FOR  
 ABSORPTION OF SOUND IN AIR VERSUS PERCENT RELATIVE HUMIDITY  
 AT 22 DEGREES CENTIGRADE FOR A FREQUENCY OF 5940 HERTZ

(1)	(2)	(3)	(4)	(5)	(6)	(7)	(8)	(9)	(10)
TEMP DEGR CENT	FREQ HERTZ	REL HUM PER CENT	ATTEN COEF PER METER	4M PER METER	ATTEN COEF PER FOOT	4M PER FOOT	ATTEN DB PER 100 METER	ATTEN DB PER 1000 FEET	DECAY RATE DB PER SECOND
22	5940	5.0	.02405	.09621	.00733	.02932	10.446	31.840	35.977
22	5940	10.0	.03960	.15841	.01207	.04828	17.200	52.427	59.239
22	5940	15.0	.03535	.14143	.01077	.04310	15.356	46.806	52.888
22	5940	20.0	.02661	.10646	.00811	.03245	11.559	35.234	39.812
22	5940	25.0	.02128	.08515	.00648	.02595	9.245	28.179	31.841
22	5940	30.0	.01753	.07012	.00534	.02137	7.614	23.208	26.224
22	5940	35.0	.01501	.06005	.00457	.01830	6.520	19.875	22.457
22	5940	40.0	.01316	.05264	.00401	.01604	5.716	17.423	19.687
22	5940	45.0	.01180	.04722	.00359	.01439	5.127	15.628	17.659
22	5940	46.0	.01158	.04634	.00353	.01412	5.032	15.337	17.330
22	5940	47.0	.01139	.04558	.00347	.01389	4.949	15.085	17.046
22	5940	48.0	.01121	.04485	.00341	.01367	4.869	14.843	16.772
22	5940	49.0	.01101	.04406	.00335	.01343	4.784	14.584	16.479
22	5940	50.0	.01081	.04326	.00329	.01318	4.697	14.317	16.178
22	5940	51.0	.01064	.04259	.00324	.01298	4.624	14.095	15.926
22	5940	52.0	.01050	.04200	.00320	.01280	4.560	13.901	15.707
22	5940	53.0	.01036	.04145	.00315	.01263	4.501	13.719	15.502
22	5940	54.0	.01023	.04094	.00311	.01247	4.445	13.550	15.310
22	5940	55.0	.01012	.04049	.00308	.01234	4.396	13.399	15.141
22	5940	60.0	.00968	.03874	.00295	.01181	4.207	12.823	14.489
22	5940	65.0	.00928	.03715	.00283	.01132	4.034	12.296	13.893
22	5940	70.0	.00904	.03617	.00275	.01102	3.927	11.970	13.525
22	5940	75.0	.00885	.03542	.00269	.01079	3.845	11.722	13.245
22	5940	80.0	.00867	.03468	.00264	.01057	3.766	11.479	12.971
22	5940	85.0	.00851	.03406	.00259	.01038	3.698	11.272	12.737
22	5940	90.0	.00836	.03347	.00255	.01020	3.634	11.079	12.518
22	5940	95.0	.00822	.03290	.00250	.01002	3.572	10.888	12.303
22	5940	100.0	.00810	.03241	.00246	.00987	3.519	10.726	12.120

TABULATION OF DATA FOR  
 ABSORPTION OF SOUND IN AIR VERSUS PERCENT RELATIVE HUMIDITY  
 AT 22 DEGREES CENTIGRADE FOR A FREQUENCY OF 6300 HERTZ

(1)	(2)	(3)	(4)	(5)	(6)	(7)	(8)	(9)	(10)
TEMP DEGR CENT	FREQ HERTZ	REL HUM PER CENT	ATTEN COEF PER METER	4M PER METER	ATTEN COEF PER FOOT	4M PER FOOT	ATTEN DB PER 100 METER	ATTEN DB PER 1000 FEET	DECAY RATE DB PER SECOND
22	6300	5.0	.02490	.09961	.00759	.03036	10.816	32.968	37.252
22	6300	10.0	.04194	.16777	.01278	.05113	18.216	55.524	62.739
22	6300	15.0	.03837	.15350	.01169	.04678	16.667	50.802	57.403
22	6300	20.0	.02917	.11668	.00889	.03556	12.669	38.615	43.633
22	6300	25.0	.02330	.09323	.00710	.02841	10.123	30.855	34.865
22	6300	30.0	.01923	.07693	.00586	.02344	8.352	25.460	28.768
22	6300	35.0	.01644	.06579	.00501	.02005	7.143	21.773	24.602
22	6300	40.0	.01443	.05772	.00439	.01759	6.267	19.105	21.587
22	6300	45.0	.01291	.05164	.00393	.01574	5.607	17.090	19.311
22	6300	46.0	.01267	.05068	.00386	.01544	5.502	16.772	18.952
22	6300	47.0	.01244	.04977	.00379	.01517	5.404	16.473	18.613
22	6300	48.0	.01223	.04894	.00372	.01491	5.314	16.197	18.302
22	6300	49.0	.01204	.04818	.00367	.01468	5.232	15.947	18.019
22	6300	50.0	.01185	.04740	.00361	.01445	5.147	15.689	17.728
22	6300	51.0	.01164	.04657	.00354	.01419	5.057	15.414	17.417
22	6300	52.0	.01144	.04578	.00348	.01395	4.971	15.152	17.121
22	6300	53.0	.01129	.04518	.00344	.01377	4.905	14.952	16.895
22	6300	54.0	.01114	.04457	.00339	.01358	4.839	14.752	16.669
22	6300	55.0	.01101	.04404	.00335	.01342	4.782	14.577	16.471
22	6300	60.0	.01049	.04198	.00319	.01279	4.558	13.895	15.700
22	6300	65.0	.01006	.04027	.00306	.01227	4.373	13.329	15.061
22	6300	70.0	.00976	.03904	.00297	.01190	4.239	12.921	14.600
22	6300	75.0	.00955	.03822	.00291	.01165	4.150	12.651	14.295
22	6300	80.0	.00936	.03747	.00285	.01142	4.068	12.401	14.012
22	6300	85.0	.00918	.03675	.00280	.01120	3.990	12.164	13.745
22	6300	90.0	.00903	.03615	.00275	.01101	3.925	11.964	13.519
22	6300	95.0	.00888	.03554	.00270	.01083	3.859	11.764	13.293
22	6300	100.0	.00875	.03500	.00266	.01066	3.800	11.583	13.088

TABULATION OF DATA FOR  
 ABSORPTION OF SOUND IN AIR VERSUS PERCENT RELATIVE HUMIDITY  
 AT 22 DEGREES CENTIGRADE FOR A FREQUENCY OF 8000 HERTZ

(1)	(2)	(3)	(4)	(5)	(6)	(7)	(8)	(9)	(10)
TEMP	FREQ	REL	ATTEN	4M	ATTEN	4M	ATTEN	ATTEN	DECAY
DEGR		HUM	COEF		COEF		DB PER	DB PER	RATE
CENT	HERTZ	PER	PER	PER	PER	PER	100	1000	DB PER
		CENT	METER	METER	FOOT	FOOT	METER	FEET	SECOND
22	8000	5.0	.02765	.11062	.00842	.03371	12.011	36.610	41.368
22	8000	10.0	.05120	.20482	.01560	.06243	22.239	67.786	76.594
22	8000	15.0	.05310	.21240	.01618	.06474	23.061	70.293	79.427
22	8000	20.0	.04444	.17779	.01354	.05419	19.303	58.838	66.484
22	8000	25.0	.03523	.14095	.01074	.04296	15.303	46.646	52.707
22	8000	30.0	.02951	.11805	.00899	.03598	12.817	39.069	44.146
22	8000	35.0	.02515	.10061	.00766	.03066	10.923	33.296	37.623
22	8000	40.0	.02198	.08792	.00670	.02680	9.546	29.098	32.879
22	8000	45.0	.01968	.07875	.00600	.02400	8.550	26.062	29.448
22	8000	46.0	.01925	.07700	.00586	.02347	8.360	25.483	28.795
22	8000	47.0	.01884	.07537	.00574	.02297	8.183	24.945	28.186
22	8000	48.0	.01847	.07390	.00563	.02252	8.024	24.459	27.637
22	8000	49.0	.01811	.07244	.00552	.02208	7.865	23.973	27.089
22	8000	50.0	.01776	.07105	.00541	.02165	7.714	23.513	26.569
22	8000	51.0	.01744	.06977	.00531	.02126	7.576	23.092	26.093
22	8000	52.0	.01715	.06863	.00523	.02092	7.452	22.715	25.666
22	8000	53.0	.01687	.06749	.00514	.02057	7.328	22.337	25.240
22	8000	54.0	.01661	.06646	.00506	.02025	7.216	21.995	24.853
22	8000	55.0	.01637	.06548	.00498	.01995	7.110	21.671	24.487
22	8000	60.0	.01528	.06113	.00465	.01863	6.638	20.232	22.861
22	8000	65.0	.01444	.05776	.00440	.01760	6.271	19.116	21.600
22	8000	70.0	.01388	.05555	.00423	.01693	6.032	18.386	20.775
22	8000	75.0	.01343	.05372	.00409	.01637	5.833	17.780	20.090
22	8000	80.0	.01303	.05212	.00397	.01588	5.659	17.249	19.490
22	8000	85.0	.01277	.05109	.00389	.01557	5.547	16.909	19.106
22	8000	90.0	.01256	.05026	.00383	.01532	5.457	16.634	18.795
22	8000	95.0	.01236	.04944	.00376	.01507	5.368	16.364	18.490
22	8000	100.0	.01217	.04868	.00370	.01483	5.285	16.111	18.205



TABULATION OF DATA FOR  
 ABSORPTION OF SOUND IN AIR VERSUS PERCENT RELATIVE HUMIDITY  
 AT 22 DEGREES CENTIGRADE FOR A FREQUENCY OF 10000 HERTZ

(1)	(2)	(3)	(4)	(5)	(6)	(7)	(8)	(9)	(10)
TEMP	FREQ	REL	ATTEN	4M	ATTEN	4M	ATTEN	ATTEN	DECAY
DEGR		HUM	COEF		COEF		DB PER	DB PER	RATE
CENT	HERTZ	PER	PER	PER	PER	PER	100	1000	DB PER
		CENT	METER	METER	FOOT	FOOT	METER	FEET	SECOND
22	10000	5.0	.03140	.12561	.00957	.03828	13.639	41.572	46.974
22	10000	10.0	.05986	.23944	.01824	.07298	25.997	79.242	89.539
22	10000	15.0	.06835	.27340	.02083	.08333	29.684	90.480	102.237
22	10000	20.0	.06258	.25034	.01907	.07630	27.180	82.848	93.614
22	10000	25.0	.05153	.20613	.01570	.06282	22.380	68.217	77.081
22	10000	30.0	.04262	.17048	.01299	.05196	18.509	56.419	63.750
22	10000	35.0	.03685	.14742	.01123	.04493	16.006	48.787	55.127
22	10000	40.0	.03216	.12864	.00980	.03921	13.967	42.573	48.105
22	10000	45.0	.02862	.11448	.00872	.03489	12.429	37.886	42.809
22	10000	46.0	.02804	.11216	.00854	.03418	12.177	37.118	41.942
22	10000	47.0	.02748	.10994	.00837	.03351	11.937	36.386	41.114
22	10000	48.0	.02695	.10783	.00821	.03286	11.708	35.686	40.323
22	10000	49.0	.02646	.10587	.00806	.03226	11.494	35.036	39.589
22	10000	50.0	.02600	.10403	.00792	.03170	11.295	34.428	38.901
22	10000	51.0	.02555	.10220	.00778	.03115	11.096	33.822	38.217
22	10000	52.0	.02505	.10023	.00763	.03055	10.883	33.173	37.483
22	10000	53.0	.02460	.09841	.00749	.02999	10.685	32.570	36.802
22	10000	54.0	.02417	.09669	.00736	.02947	10.498	32.000	36.158
22	10000	55.0	.02377	.09508	.00724	.02898	10.324	31.469	35.558
22	10000	60.0	.02200	.08803	.00670	.02683	9.557	29.133	32.918
22	10000	65.0	.02068	.08272	.00630	.02521	8.982	27.378	30.936
22	10000	70.0	.01952	.07808	.00594	.02379	8.477	25.840	29.197
22	10000	75.0	.01868	.07473	.00569	.02277	8.114	24.732	27.946
22	10000	80.0	.01810	.07243	.00551	.02207	7.864	23.970	27.085
22	10000	85.0	.01761	.07045	.00536	.02147	7.650	23.317	26.347
22	10000	90.0	.01713	.06855	.00522	.02089	7.443	22.687	25.635
22	10000	95.0	.01682	.06730	.00512	.02051	7.307	22.274	25.168
22	10000	100.0	.01658	.06634	.00505	.02022	7.202	21.954	24.807

TABULATION OF DATA FOR  
 ABSORPTION OF SOUND IN AIR VERSUS PERCENT RELATIVE HUMIDITY  
 AT 22 DEGREES CENTIGRADE FOR A FREQUENCY OF 12500 HERTZ

(1)	(2)	(3)	(4)	(5)	(6)	(7)	(8)	(9)	(10)
TEMP	FREQ	REL	ATTEN	4M	ATTEN	4M	ATTEN	ATTEN	DECAY
DEGR	HERTZ	HUM	COEF	PER	COEF	PER	DB PER	DB PER	RATE
CENT		PER	PER	METER	PER	FOOT	100	1000	DB PER
		CENT	METER	METER	FOOT	FOOT	METER	FEET	SECOND
22	12500	5.0	.03586	.14347	.01093	.04373	15.578	47.482	53.652
22	12500	10.0	.06709	.26839	.02045	.08180	29.140	88.822	100.363
22	12500	15.0	.08578	.34315	.02614	.10459	37.258	113.563	128.320
22	12500	20.0	.08481	.33926	.02585	.10340	36.835	112.277	126.866
22	12500	25.0	.07470	.29883	.02277	.09108	32.446	98.896	111.747
22	12500	30.0	.06260	.25041	.01908	.07632	27.189	82.873	93.642
22	12500	35.0	.05374	.21499	.01638	.06553	23.343	71.151	80.397
22	12500	40.0	.04758	.19035	.01450	.05801	20.667	62.994	71.180
22	12500	45.0	.04240	.16962	.01292	.05170	18.416	56.135	63.429
22	12500	46.0	.04143	.16574	.01263	.05052	17.996	54.853	61.980
22	12500	47.0	.04051	.16206	.01234	.04939	17.595	53.632	60.601
22	12500	48.0	.03974	.15896	.01211	.04845	17.259	52.606	59.442
22	12500	49.0	.03896	.15586	.01187	.04750	16.922	51.581	58.283
22	12500	50.0	.03819	.15276	.01164	.04656	16.586	50.555	57.124
22	12500	51.0	.03750	.15001	.01143	.04572	16.287	49.645	56.095
22	12500	52.0	.03683	.14734	.01122	.04491	15.997	48.762	55.098
22	12500	53.0	.03620	.14482	.01103	.04414	15.724	47.928	54.156
22	12500	54.0	.03560	.14241	.01085	.04340	15.462	47.131	53.255
22	12500	55.0	.03502	.14009	.01067	.04269	15.210	46.362	52.386
22	12500	60.0	.03243	.12973	.00988	.03954	14.086	42.936	48.515
22	12500	65.0	.03016	.12065	.00919	.03677	13.099	39.928	45.117
22	12500	70.0	.02837	.11349	.00864	.03459	12.323	37.561	42.442
22	12500	75.0	.02698	.10795	.00822	.03290	11.721	35.726	40.368
22	12500	80.0	.02570	.10280	.00783	.03133	11.161	34.022	38.442
22	12500	85.0	.02475	.09902	.00754	.03018	10.752	32.772	37.031
22	12500	90.0	.02406	.09625	.00733	.02933	10.450	31.853	35.992
22	12500	95.0	.02349	.09397	.00716	.02864	10.203	31.099	35.140
22	12500	100.0	.02293	.09173	.00698	.02795	9.959	30.357	34.302

TABULATION OF DATA FOR  
 ABSORPTION OF SOUND IN AIR VERSUS PERCENT RELATIVE HUMIDITY  
 AT 23 DEGREES CENTIGRADE FOR A FREQUENCY OF 125 HERTZ

(1)	(2)	(3)	(4)	(5)	(6)	(7)	(8)	(9)	(10)
TEMP DEGR CENT	FREQ HERTZ	REL HUM PER CENT	ATTEN COEF PER METER	4M PER METER	ATTEN COEF PER FOOT	4M PER FOOT	ATTEN DB PER 100 METER	ATTEN DB PER 1000 FEET	DECAY RATE DB PER SECOND
23	125	5.0	.00018	.00073	.00005	.00022	.079	.241	.273
23	125	10.0	.00013	.00055	.00004	.00016	.059	.182	.206
23	125	15.0	.00011	.00047	.00003	.00014	.051	.155	.176
23	125	20.0	.00010	.00042	.00003	.00012	.046	.140	.158
23	125	25.0	.00009	.00039	.00002	.00011	.042	.129	.146
23	125	30.0	.00009	.00036	.00002	.00011	.039	.121	.136
23	125	35.0	.00008	.00034	.00002	.00010	.037	.114	.129
23	125	40.0	.00008	.00032	.00002	.00009	.035	.108	.122
23	125	45.0	.00007	.00031	.00002	.00009	.034	.104	.117
23	125	46.0	.00007	.00031	.00002	.00009	.033	.103	.116
23	125	47.0	.00007	.00030	.00002	.00009	.033	.102	.115
23	125	48.0	.00007	.00030	.00002	.00009	.033	.101	.115
23	125	49.0	.00007	.00030	.00002	.00009	.033	.100	.114
23	125	50.0	.00007	.00030	.00002	.00009	.032	.099	.113
23	125	51.0	.00007	.00029	.00002	.00009	.032	.099	.112
23	125	52.0	.00007	.00029	.00002	.00009	.032	.098	.111
23	125	53.0	.00007	.00029	.00002	.00009	.032	.097	.110
23	125	54.0	.00007	.00029	.00002	.00008	.031	.097	.109
23	125	55.0	.00007	.00029	.00002	.00008	.031	.096	.109
23	125	60.0	.00007	.00028	.00002	.00008	.030	.093	.105
23	125	65.0	.00006	.00027	.00002	.00008	.029	.090	.102
23	125	70.0	.00006	.00026	.00002	.00008	.028	.087	.098
23	125	75.0	.00006	.00025	.00001	.00007	.027	.084	.095
23	125	80.0	.00006	.00024	.00001	.00007	.026	.081	.092
23	125	85.0	.00005	.00023	.00001	.00007	.025	.078	.089
23	125	90.0	.00005	.00023	.00001	.00007	.025	.076	.086
23	125	95.0	.00005	.00022	.00001	.00006	.024	.074	.084
23	125	100.0	.00005	.00021	.00001	.00006	.023	.072	.082

TABULATION OF DATA FOR  
 ABSORPTION OF SOUND IN AIR VERSUS PERCENT RELATIVE HUMIDITY  
 AT 23 DEGREES CENTIGRADE FOR A FREQUENCY OF 250 HERTZ

(1)	(2)	(3)	(4)	(5)	(6)	(7)	(8)	(9)	(10)
TEMP DEGR CENT	FREQ HERTZ	REL HUM PER CENT	ATTEN COEF PER METER	4M PER METER	ATTEN COEF PER FOOT	4M PER FOOT	ATTEN DB PER 100 METER	ATTEN DB PER 1000 FEET	DECAY RATE DB PER SECOND
23	250	5.0	.00046	.00185	.00014	.00056	.201	.613	.693
23	250	10.0	.00030	.00122	.00009	.00037	.133	.406	.459
23	250	15.0	.00026	.00105	.00008	.00032	.114	.348	.394
23	250	20.0	.00023	.00094	.00007	.00028	.102	.311	.353
23	250	25.0	.00021	.00086	.00006	.00026	.094	.287	.325
23	250	30.0	.00020	.00081	.00006	.00024	.088	.268	.303
23	250	35.0	.00019	.00076	.00005	.00023	.083	.253	.287
23	250	40.0	.00018	.00073	.00005	.00022	.079	.242	.274
23	250	45.0	.00017	.00069	.00005	.00021	.075	.231	.261
23	250	46.0	.00017	.00069	.00005	.00021	.075	.229	.259
23	250	47.0	.00017	.00068	.00005	.00020	.074	.227	.257
23	250	48.0	.00017	.00068	.00005	.00020	.074	.225	.255
23	250	49.0	.00016	.00067	.00005	.00020	.073	.224	.253
23	250	50.0	.00016	.00067	.00005	.00020	.072	.222	.251
23	250	51.0	.00016	.00066	.00005	.00020	.072	.220	.249
23	250	52.0	.00016	.00066	.00005	.00020	.071	.218	.247
23	250	53.0	.00016	.00065	.00005	.00020	.071	.217	.246
23	250	54.0	.00016	.00065	.00004	.00019	.070	.216	.244
23	250	55.0	.00016	.00064	.00004	.00019	.070	.214	.243
23	250	60.0	.00015	.00062	.00004	.00019	.068	.208	.235
23	250	65.0	.00015	.00061	.00004	.00018	.066	.202	.228
23	250	70.0	.00014	.00059	.00004	.00018	.064	.196	.222
23	250	75.0	.00014	.00057	.00004	.00017	.062	.191	.216
23	250	80.0	.00014	.00056	.00004	.00017	.061	.187	.211
23	250	85.0	.00013	.00055	.00004	.00016	.059	.182	.206
23	250	90.0	.00013	.00053	.00004	.00016	.058	.177	.201
23	250	95.0	.00013	.00052	.00003	.00015	.056	.173	.196
23	250	100.0	.00012	.00051	.00003	.00015	.055	.168	.191

TABULATION OF DATA FOR  
 ABSORPTION OF SOUND IN AIR VERSUS PERCENT RELATIVE HUMIDITY  
 AT 23 DEGREES CENTIGRADE FOR A FREQUENCY OF 500 HERTZ

(1)	(2)	(3)	(4)	(5)	(6)	(7)	(8)	(9)	(10)
TEMP	FREQ	REL	ATTEN	4M	ATTEN	4M	ATTEN	ATTEN	DECAY
DEGR		HUM	COEF		COEF		DB PER	DB PER	RATE
CENT	HERTZ	PER	PER	PER	PER	PER	100	1000	DB PER
		CENT	METER	METER	FOOT	FOOT	METER	FEET	SECOND
23	500	5.0	.00144	.00576	.00043	.00175	.626	1.908	2.160
23	500	10.0	.00073	.00294	.00022	.00089	.319	.974	1.103
23	500	15.0	.00061	.00247	.00018	.00075	.268	.819	.927
23	500	20.0	.00055	.00222	.00016	.00067	.241	.737	.834
23	500	25.0	.00050	.00203	.00015	.00061	.220	.673	.761
23	500	30.0	.00047	.00190	.00014	.00058	.206	.630	.713
23	500	35.0	.00045	.00180	.00013	.00055	.195	.597	.675
23	500	40.0	.00042	.00171	.00013	.00052	.186	.567	.642
23	500	45.0	.00041	.00164	.00012	.00050	.178	.543	.614
23	500	46.0	.00040	.00162	.00012	.00049	.176	.539	.610
23	500	47.0	.00040	.00161	.00012	.00049	.175	.535	.606
23	500	48.0	.00040	.00160	.00012	.00048	.174	.531	.601
23	500	49.0	.00039	.00159	.00012	.00048	.173	.527	.597
23	500	50.0	.00039	.00158	.00012	.00048	.171	.523	.592
23	500	51.0	.00039	.00157	.00011	.00047	.170	.520	.588
23	500	52.0	.00038	.00155	.00011	.00047	.169	.516	.584
23	500	53.0	.00038	.00154	.00011	.00047	.168	.512	.579
23	500	54.0	.00038	.00153	.00011	.00046	.166	.508	.575
23	500	55.0	.00038	.00152	.00011	.00046	.165	.505	.572
23	500	60.0	.00037	.00148	.00011	.00045	.161	.490	.555
23	500	65.0	.00035	.00143	.00010	.00043	.156	.476	.539
23	500	70.0	.00034	.00139	.00010	.00042	.151	.463	.524
23	500	75.0	.00034	.00136	.00010	.00041	.147	.451	.510
23	500	80.0	.00033	.00133	.00010	.00040	.144	.440	.498
23	500	85.0	.00032	.00130	.00009	.00039	.141	.431	.488
23	500	90.0	.00031	.00127	.00009	.00039	.138	.423	.479
23	500	95.0	.00031	.00125	.00009	.00038	.136	.415	.469
23	500	100.0	.00030	.00122	.00009	.00037	.133	.406	.460

TABULATION OF DATA FOR  
 ABSORPTION OF SOUND IN AIR VERSUS PERCENT RELATIVE HUMIDITY  
 AT 23 DEGREES CENTIGRADE FOR A FREQUENCY OF 1000 HERTZ

(1)	(2)	(3)	(4)	(5)	(6)	(7)	(8)	(9)	(10)
TEMP DEGR CENT	FREQ HERTZ	REL HUM PER CENT	ATTEN COEF PER METER	4M PER METER	ATTEN COEF PER FOOT	4M PER FOOT	ATTEN DB PER 100 METER	ATTEN DB PER 1000 FEET	DECAY RATE DB PER SECOND
23	1000	5.0	.00489	.01959	.00149	.00597	2.127	6.484	7.339
23	1000	10.0	.00230	.00921	.00070	.00280	1.000	3.048	3.450
23	1000	15.0	.00155	.00623	.00047	.00189	.676	2.062	2.334
23	1000	20.0	.00134	.00537	.00040	.00163	.583	1.779	2.014
23	1000	25.0	.00124	.00496	.00037	.00151	.539	1.644	1.861
23	1000	30.0	.00116	.00465	.00035	.00141	.505	1.540	1.743
23	1000	35.0	.00109	.00439	.00033	.00133	.476	1.452	1.644
23	1000	40.0	.00104	.00416	.00031	.00126	.451	1.376	1.558
23	1000	45.0	.00099	.00398	.00030	.00121	.432	1.319	1.493
23	1000	46.0	.00098	.00395	.00030	.00120	.429	1.308	1.481
23	1000	47.0	.00098	.00392	.00029	.00119	.426	1.299	1.470
23	1000	48.0	.00097	.00389	.00029	.00118	.423	1.290	1.460
23	1000	49.0	.00096	.00387	.00029	.00117	.420	1.281	1.450
23	1000	50.0	.00096	.00384	.00029	.00117	.417	1.272	1.439
23	1000	51.0	.00095	.00381	.00029	.00116	.414	1.263	1.429
23	1000	52.0	.00094	.00378	.00028	.00115	.411	1.254	1.419
23	1000	53.0	.00094	.00376	.00028	.00114	.408	1.246	1.410
23	1000	54.0	.00093	.00374	.00028	.00114	.406	1.238	1.402
23	1000	55.0	.00093	.00372	.00028	.00113	.403	1.231	1.393
23	1000	60.0	.00090	.00360	.00027	.00110	.391	1.194	1.351
23	1000	65.0	.00087	.00350	.00026	.00106	.380	1.158	1.311
23	1000	70.0	.00085	.00340	.00025	.00103	.370	1.127	1.276
23	1000	75.0	.00083	.00332	.00025	.00101	.361	1.100	1.246
23	1000	80.0	.00081	.00325	.00024	.00099	.353	1.076	1.218
23	1000	85.0	.00079	.00318	.00024	.00096	.345	1.052	1.191
23	1000	90.0	.00077	.00311	.00023	.00095	.338	1.032	1.168
23	1000	95.0	.00076	.00306	.00023	.00093	.332	1.014	1.148
23	1000	100.0	.00075	.00301	.00022	.00091	.326	.996	1.127

TABULATION OF DATA FOR  
 ABSORPTION OF SOUND IN AIR VERSUS PERCENT RELATIVE HUMIDITY.  
 AT 23 DEGREES CENTIGRADE FOR A FREQUENCY OF 2000 HERTZ

(1)	(2)	(3)	(4)	(5)	(6)	(7)	(8)	(9)	(10)
TEMP	FREQ	REL	ATTEN	4M	ATTEN	4M	ATTEN	ATTEN	DECAY
DEGR		HUM	COEF		COEF		DB PER	DB PER	RATE
CENT	HERTZ	PER	PER	PER	PER	PER	100	1000	DB PER
		CENT	METER	METER	FOOT	FOOT	METER	FEET	SECOND
23	2000	5.0	.01328	.05315	.00405	.01620	5.771	17.591	19.912
23	2000	10.0	.00799	.03199	.00243	.00975	3.473	10.588	11.985
23	2000	15.0	.00517	.02069	.00157	.00630	2.247	6.850	7.753
23	2000	20.0	.00384	.01536	.00117	.00468	1.667	5.083	5.754
23	2000	25.0	.00317	.01270	.00096	.00387	1.378	4.203	4.757
23	2000	30.0	.00286	.01146	.00087	.00349	1.245	3.795	4.296
23	2000	35.0	.00271	.01084	.00082	.00330	1.177	3.589	4.063
23	2000	40.0	.00258	.01035	.00078	.00315	1.124	3.428	3.880
23	2000	45.0	.00248	.00994	.00075	.00303	1.080	3.292	3.726
23	2000	46.0	.00246	.00987	.00075	.00300	1.072	3.267	3.698
23	2000	47.0	.00245	.00980	.00074	.00298	1.064	3.243	3.671
23	2000	48.0	.00243	.00972	.00074	.00296	1.056	3.219	3.644
23	2000	49.0	.00241	.00965	.00073	.00294	1.048	3.195	3.616
23	2000	50.0	.00239	.00958	.00073	.00292	1.040	3.171	3.589
23	2000	51.0	.00237	.00951	.00072	.00290	1.033	3.148	3.564
23	2000	52.0	.00236	.00945	.00072	.00288	1.026	3.128	3.540
23	2000	53.0	.00234	.00938	.00071	.00286	1.019	3.107	3.517
23	2000	54.0	.00233	.00932	.00071	.00284	1.012	3.086	3.493
23	2000	55.0	.00231	.00926	.00070	.00282	1.005	3.066	3.470
23	2000	60.0	.00224	.00896	.00068	.00273	.972	2.965	3.356
23	2000	65.0	.00217	.00868	.00066	.00264	.943	2.874	3.253
23	2000	70.0	.00210	.00843	.00064	.00257	.916	2.793	3.161
23	2000	75.0	.00206	.00825	.00062	.00251	.895	2.730	3.091
23	2000	80.0	.00201	.00807	.00061	.00246	.877	2.673	3.026
23	2000	85.0	.00197	.00791	.00060	.00241	.859	2.619	2.964
23	2000	90.0	.00194	.00776	.00059	.00236	.843	2.571	2.910
23	2000	95.0	.00190	.00763	.00058	.00232	.828	2.525	2.859
23	2000	100.0	.00187	.00749	.00057	.00228	.814	2.482	2.809

TABULATION OF DATA FOR  
 ABSORPTION OF SOUND IN AIR VERSUS PERCENT RELATIVE HUMIDITY  
 AT 23 DEGREES CENTIGRADE FOR A FREQUENCY OF 2500 HERTZ

(1)	(2)	(3)	(4)	(5)	(6)	(7)	(8)	(9)	(10)
TEMP DEGR CENT	FREQ HERTZ	REL HUM PER CENT	ATTEN COEF PER METER	4M PER METER	ATTEN COEF PER FOOT	4M PER FOOT	ATTEN DB PER 100 METER	ATTEN DB PER 1000 FEET	DECAY RATE DB PER SECOND
23	2500	5.0	.01647	.06588	.00502	.02008	7.153	21.803	24.680
23	2500	10.0	.01186	.04747	.00361	.01447	5.155	15.712	17.785
23	2500	15.0	.00772	.03089	.00235	.00941	3.354	10.225	11.574
23	2500	20.0	.00568	.02272	.00173	.00692	2.467	7.522	8.514
23	2500	25.0	.00455	.01823	.00138	.00555	1.979	6.033	6.829
23	2500	30.0	.00395	.01581	.00120	.00482	1.717	5.233	5.924
23	2500	35.0	.00363	.01452	.00110	.00442	1.576	4.805	5.439
23	2500	40.0	.00346	.01384	.00105	.00421	1.502	4.580	5.184
23	2500	45.0	.00332	.01329	.00101	.00405	1.443	4.398	4.978
23	2500	46.0	.00329	.01319	.00100	.00402	1.432	4.367	4.943
23	2500	47.0	.00327	.01310	.00099	.00399	1.422	4.336	4.908
23	2500	48.0	.00325	.01300	.00099	.00396	1.412	4.305	4.873
23	2500	49.0	.00322	.01291	.00098	.00393	1.402	4.274	4.838
23	2500	50.0	.00320	.01282	.00097	.00390	1.392	4.243	4.802
23	2500	51.0	.00318	.01273	.00097	.00388	1.382	4.215	4.771
23	2500	52.0	.00316	.01265	.00096	.00385	1.374	4.189	4.741
23	2500	53.0	.00314	.01258	.00095	.00383	1.365	4.163	4.712
23	2500	54.0	.00312	.01250	.00095	.00381	1.357	4.137	4.683
23	2500	55.0	.00310	.01242	.00094	.00378	1.348	4.111	4.653
23	2500	60.0	.00301	.01204	.00091	.00367	1.307	3.986	4.512
23	2500	65.0	.00292	.01170	.00089	.00356	1.271	3.875	4.386
23	2500	70.0	.00284	.01138	.00086	.00347	1.236	3.768	4.265
23	2500	75.0	.00277	.01109	.00084	.00338	1.204	3.670	4.155
23	2500	80.0	.00270	.01080	.00082	.00329	1.172	3.574	4.046
23	2500	85.0	.00265	.01060	.00080	.00323	1.150	3.508	3.970
23	2500	90.0	.00260	.01040	.00079	.00317	1.129	3.442	3.896
23	2500	95.0	.00255	.01022	.00077	.00311	1.110	3.383	3.830
23	2500	100.0	.00251	.01004	.00076	.00306	1.091	3.325	3.764



TABULATION OF DATA FOR  
 ABSORPTION OF SOUND IN AIR VERSUS PERCENT RELATIVE HUMIDITY  
 AT 23 DEGREES CENTIGRADE FOR A FREQUENCY OF 3200 HERTZ

(1)	(2)	(3)	(4)	(5)	(6)	(7)	(8)	(9)	(10)
TEMP	FREQ	REL	ATTEN	4M	ATTEN	4M	ATTEN	ATTEN	DECAY
DEGR		HUM	COEF		COEF		DB PER	DB PER	RATE
CENT	HERTZ	PER	PER	PER	PER	PER	100	1000	DB PER
		CENT	METER	METER	FOOT	FOOT	METER	FEET	SECOND
23	3200	5.0	.01985	.07942	.00605	.02420	8.623	26.283	29.750
23	3200	10.0	.01812	.07249	.00552	.02209	7.870	23.990	27.155
23	3200	15.0	.01187	.04748	.00361	.01447	5.156	15.715	17.788
23	3200	20.0	.00869	.03478	.00265	.01060	3.777	11.512	13.031
23	3200	25.0	.00691	.02765	.00210	.00842	3.002	9.152	10.360
23	3200	30.0	.00583	.02333	.00177	.00711	2.533	7.721	8.739
23	3200	35.0	.00517	.02069	.00157	.00630	2.246	6.848	7.752
23	3200	40.0	.00480	.01920	.00146	.00585	2.085	6.357	7.195
23	3200	45.0	.00458	.01832	.00139	.00558	1.989	6.065	6.865
23	3200	46.0	.00454	.01819	.00138	.00554	1.976	6.023	6.817
23	3200	47.0	.00451	.01807	.00137	.00550	1.962	5.980	6.769
23	3200	48.0	.00448	.01794	.00136	.00546	1.948	5.938	6.721
23	3200	49.0	.00445	.01781	.00135	.00543	1.934	5.896	6.674
23	3200	50.0	.00442	.01768	.00134	.00539	1.920	5.854	6.626
23	3200	51.0	.00439	.01756	.00133	.00535	1.906	5.811	6.578
23	3200	52.0	.00436	.01745	.00133	.00532	1.895	5.776	6.538
23	3200	53.0	.00433	.01735	.00132	.00528	1.884	5.743	6.500
23	3200	54.0	.00431	.01725	.00131	.00525	1.873	5.709	6.462
23	3200	55.0	.00428	.01714	.00130	.00522	1.862	5.675	6.424
23	3200	60.0	.00416	.01664	.00126	.00507	1.807	5.509	6.236
23	3200	65.0	.00405	.01622	.00123	.00494	1.761	5.369	6.077
23	3200	70.0	.00395	.01580	.00120	.00481	1.716	5.231	5.921
23	3200	75.0	.00386	.01544	.00117	.00470	1.676	5.110	5.784
23	3200	80.0	.00376	.01507	.00114	.00459	1.637	4.989	5.648
23	3200	85.0	.00368	.01475	.00112	.00449	1.601	4.881	5.525
23	3200	90.0	.00360	.01443	.00109	.00439	1.566	4.776	5.406
23	3200	95.0	.00353	.01413	.00107	.00430	1.534	4.676	5.293
23	3200	100.0	.00347	.01391	.00106	.00424	1.510	4.604	5.211

TABULATION OF DATA FOR  
 ABSORPTION OF SOUND IN AIR VERSUS PERCENT RELATIVE HUMIDITY  
 AT 23 DEGREES CENTIGRADE FOR A FREQUENCY OF 4000 HERTZ

(1)	(2)	(3)	(4)	(5)	(6)	(7)	(8)	(9)	(10)
TEMP DEGR CENT	FREQ HERTZ	REL HUM PER CENT	ATTEN COEF PER METER	4M PER METER	ATTEN COEF PER FOOT	4M PER FOOT	ATTEN DB PER 100 METER	ATTEN DB PER 1000 FEET	DECAY RATE DB PER SECOND
23	4000	5.0	.02224	.08896	.00677	.02711	9.659	29.441	33.324
23	4000	10.0	.02543	.10172	.00775	.03100	11.045	33.666	38.107
23	4000	15.0	.01750	.07001	.00533	.02134	7.602	23.171	26.227
23	4000	20.0	.01301	.05204	.00396	.01586	5.651	17.224	19.497
23	4000	25.0	.01024	.04097	.00312	.01248	4.449	13.561	15.349
23	4000	30.0	.00850	.03402	.00259	.01037	3.694	11.260	12.745
23	4000	35.0	.00741	.02964	.00225	.00903	3.218	9.810	11.104
23	4000	40.0	.00665	.02663	.00202	.00811	2.892	8.815	9.978
23	4000	45.0	.00625	.02502	.00190	.00762	2.717	8.282	9.375
23	4000	46.0	.00617	.02468	.00188	.00752	2.680	8.169	9.247
23	4000	47.0	.00609	.02439	.00185	.00743	2.649	8.074	9.139
23	4000	48.0	.00604	.02416	.00184	.00736	2.623	7.995	9.050
23	4000	49.0	.00598	.02394	.00182	.00729	2.599	7.923	8.968
23	4000	50.0	.00594	.02376	.00181	.00724	2.580	7.866	8.903
23	4000	51.0	.00590	.02361	.00179	.00719	2.563	7.814	8.845
23	4000	52.0	.00586	.02345	.00178	.00714	2.546	7.762	8.786
23	4000	53.0	.00582	.02331	.00177	.00710	2.531	7.717	8.735
23	4000	54.0	.00579	.02318	.00176	.00706	2.517	7.672	8.684
23	4000	55.0	.00576	.02304	.00175	.00702	2.502	7.626	8.633
23	4000	60.0	.00559	.02237	.00170	.00681	2.429	7.403	8.380
23	4000	65.0	.00545	.02182	.00166	.00665	2.369	7.222	8.175
23	4000	70.0	.00532	.02129	.00162	.00648	2.311	7.045	7.975
23	4000	75.0	.00520	.02083	.00158	.00635	2.262	6.895	7.804
23	4000	80.0	.00509	.02037	.00155	.00621	2.212	6.744	7.633
23	4000	85.0	.00499	.01997	.00152	.00608	2.169	6.611	7.483
23	4000	90.0	.00489	.01958	.00149	.00597	2.126	6.482	7.337
23	4000	95.0	.00480	.01920	.00146	.00585	2.084	6.354	7.193
23	4000	100.0	.00471	.01886	.00143	.00574	2.047	6.241	7.065

TABULATION OF DATA FOR  
 ABSORPTION OF SOUND IN AIR VERSUS PERCENT RELATIVE HUMIDITY  
 AT 23 DEGREES CENTIGRADE FOR A FREQUENCY OF 5000 HERTZ

(1)	(2)	(3)	(4)	(5)	(6)	(7)	(8)	(9)	(10)
TEMP	FREQ	REL	ATTEN	4M	ATTEN	4M	ATTEN	ATTEN	DECAY
DEGR	HERTZ	HUM	COEF	PER	COEF	PER	DB PER	DB PER	RATE
CENT		PER	PER	METER	PER	FOOT	100	1000	DB PER
		CENT	METER				METER	FEET	SECOND
23	5000	5.0	.02422	.09690	.00738	.02953	10.521	32.070	36.301
23	5000	10.0	.03351	.13407	.01021	.04086	14.557	44.370	50.223
23	5000	15.0	.02588	.10353	.00788	.03155	11.241	34.263	38.783
23	5000	20.0	.01909	.07636	.00581	.02327	8.290	25.270	28.604
23	5000	25.0	.01507	.06029	.00459	.01837	6.546	19.952	22.584
23	5000	30.0	.01252	.05011	.00381	.01527	5.440	16.583	18.771
23	5000	35.0	.01072	.04289	.00326	.01307	4.657	14.196	16.068
23	5000	40.0	.00953	.03814	.00290	.01162	4.141	12.623	14.288
23	5000	45.0	.00867	.03469	.00264	.01057	3.766	11.480	12.994
23	5000	46.0	.00854	.03417	.00260	.01041	3.710	11.309	12.800
23	5000	47.0	.00844	.03376	.00257	.01029	3.665	11.173	12.647
23	5000	48.0	.00834	.03339	.00254	.01017	3.625	11.050	12.508
23	5000	49.0	.00825	.03302	.00251	.01006	3.585	10.928	12.370
23	5000	50.0	.00816	.03266	.00248	.00995	3.546	10.810	12.236
23	5000	51.0	.00809	.03236	.00246	.00986	3.514	10.712	12.125
23	5000	52.0	.00801	.03204	.00244	.00976	3.479	10.605	12.003
23	5000	53.0	.00791	.03167	.00241	.00965	3.439	10.482	11.865
23	5000	54.0	.00783	.03135	.00238	.00955	3.403	10.375	11.743
23	5000	55.0	.00776	.03107	.00236	.00947	3.373	10.282	11.638
23	5000	60.0	.00752	.03009	.00229	.00917	3.267	9.958	11.272
23	5000	65.0	.00733	.02935	.00223	.00894	3.186	9.713	10.995
23	5000	70.0	.00716	.02864	.00218	.00873	3.109	9.479	10.729
23	5000	75.0	.00701	.02805	.00213	.00855	3.045	9.283	10.507
23	5000	80.0	.00686	.02745	.00209	.00836	2.981	9.087	10.286
23	5000	85.0	.00674	.02696	.00205	.00821	2.927	8.923	10.100
23	5000	90.0	.00661	.02647	.00201	.00806	2.874	8.760	9.916
23	5000	95.0	.00650	.02600	.00198	.00792	2.823	8.604	9.739
23	5000	100.0	.00639	.02557	.00194	.00779	2.777	8.464	9.581

TABULATION OF DATA FOR  
 ABSORPTION OF SOUND IN AIR VERSUS PERCENT RELATIVE HUMIDITY  
 AT 23 DEGREES CENTIGRADE FOR A FREQUENCY OF 5940 HERTZ

(1)	(2)	(3)	(4)	(5)	(6)	(7)	(8)	(9)	(10)
TEMP	FREQ	REL	ATTEN	4M	ATTEN	4M	ATTEN	ATTEN	DECAY
DEGR	HERTZ	HUM	COEF	PER	COEF	PER	DB PER	DB PER	RATE
CENT		PER	PER	METER	PER	FOOT	100	1000	DB PER
		CENT	METER	METER	FOOT	FOOT	METER	FEET	SECOND
23	5940	5.0	.02591	.10365	.00789	.03159	11.254	34.304	38.829
23	5940	10.0	.04039	.16158	.01231	.04925	17.544	53.475	60.528
23	5940	15.0	.03425	.13701	.01044	.04176	14.876	45.343	51.324
23	5940	20.0	.02542	.10169	.00774	.03099	11.041	33.655	38.095
23	5940	25.0	.02034	.08139	.00620	.02481	8.837	26.938	30.491
23	5940	30.0	.01675	.06702	.00510	.02042	7.277	22.181	25.106
23	5940	35.0	.01442	.05769	.00439	.01758	6.264	19.095	21.613
23	5940	40.0	.01262	.05051	.00384	.01539	5.484	16.718	18.923
23	5940	45.0	.01143	.04575	.00348	.01394	4.968	15.143	17.140
23	5940	46.0	.01123	.04493	.00342	.01369	4.878	14.869	16.831
23	5940	47.0	.01101	.04406	.00335	.01343	4.784	14.582	16.505
23	5940	48.0	.01082	.04330	.00330	.01320	4.702	14.332	16.222
23	5940	49.0	.01066	.04267	.00325	.01300	4.633	14.123	15.986
23	5940	50.0	.01052	.04208	.00320	.01282	4.569	13.927	15.764
23	5940	51.0	.01038	.04153	.00316	.01265	4.509	13.744	15.557
23	5940	52.0	.01026	.04106	.00312	.01251	4.458	13.588	15.381
23	5940	53.0	.01016	.04066	.00309	.01239	4.415	13.458	15.233
23	5940	54.0	.01006	.04027	.00306	.01227	4.372	13.327	15.085
23	5940	55.0	.00996	.03987	.00303	.01215	4.329	13.196	14.937
23	5940	60.0	.00952	.03810	.00290	.01161	4.137	12.610	14.274
23	5940	65.0	.00922	.03690	.00281	.01124	4.007	12.213	13.824
23	5940	70.0	.00901	.03607	.00274	.01099	3.916	11.938	13.513
23	5940	75.0	.00882	.03528	.00268	.01075	3.831	11.677	13.217
23	5940	80.0	.00864	.03459	.00263	.01054	3.756	11.450	12.960
23	5940	85.0	.00849	.03396	.00258	.01035	3.687	11.241	12.723
23	5940	90.0	.00833	.03335	.00254	.01016	3.621	11.038	12.494
23	5940	95.0	.00820	.03282	.00250	.01000	3.564	10.864	12.297
23	5940	100.0	.00807	.03230	.00246	.00984	3.507	10.689	12.100

TABULATION OF DATA FOR  
 ABSORPTION OF SOUND IN AIR VERSUS PERCENT RELATIVE HUMIDITY  
 AT 23 DEGREES CENTIGRADE FOR A FREQUENCY OF 6300 HERTZ

(1)	(2)	(3)	(4)	(5)	(6)	(7)	(8)	(9)	(10)
TEMP DEGR CENT	FREQ HERTZ	REL HUM PER CENT	ATTEN COEF PER METER	4M PER METER	ATTEN COEF PER FOOT	4M PER FOOT	ATTEN DB PER 100 METER	ATTEN DB PER 1000 FEET	DECAY RATE DB PER SECOND
23	6300	5.0	.02650	.10601	.00807	.03231	11.510	35.084	39.712
23	6300	10.0	.04284	.17139	.01306	.05224	18.609	56.722	64.204
23	6300	15.0	.03763	.15053	.01147	.04588	16.344	49.817	56.389
23	6300	20.0	.02821	.11284	.00859	.03439	12.252	37.345	42.271
23	6300	25.0	.02258	.09032	.00688	.02753	9.807	29.892	33.835
23	6300	30.0	.01861	.07444	.00567	.02269	8.083	24.637	27.887
23	6300	35.0	.01596	.06387	.00486	.01946	6.935	21.138	23.926
23	6300	40.0	.01398	.05595	.00426	.01705	6.075	18.519	20.961
23	6300	45.0	.01259	.05038	.00383	.01535	5.470	16.674	18.873
23	6300	46.0	.01238	.04952	.00377	.01509	5.377	16.390	18.552
23	6300	47.0	.01218	.04872	.00371	.01485	5.290	16.124	18.251
23	6300	48.0	.01196	.04786	.00364	.01459	5.197	15.841	17.931
23	6300	49.0	.01174	.04698	.00358	.01432	5.101	15.548	17.599
23	6300	50.0	.01155	.04623	.00352	.01409	5.019	15.300	17.318
23	6300	51.0	.01139	.04558	.00347	.01389	4.949	15.087	17.077
23	6300	52.0	.01124	.04498	.00342	.01371	4.884	14.887	16.851
23	6300	53.0	.01110	.04442	.00338	.01353	4.823	14.700	16.639
23	6300	54.0	.01098	.04392	.00334	.01338	4.769	14.537	16.455
23	6300	55.0	.01088	.04352	.00331	.01326	4.725	14.404	16.304
23	6300	60.0	.01041	.04167	.00317	.01270	4.525	13.793	15.612
23	6300	65.0	.01000	.04003	.00305	.01220	4.346	13.248	14.995
23	6300	70.0	.00976	.03905	.00297	.01190	4.240	12.924	14.629
23	6300	75.0	.00956	.03824	.00291	.01165	4.152	12.658	14.328
23	6300	80.0	.00936	.03745	.00285	.01141	4.066	12.393	14.028
23	6300	85.0	.00920	.03680	.00280	.01121	3.996	12.180	13.787
23	6300	90.0	.00904	.03616	.00275	.01102	3.926	11.967	13.546
23	6300	95.0	.00889	.03556	.00271	.01084	3.861	11.770	13.323
23	6300	100.0	.00875	.03503	.00266	.01067	3.803	11.593	13.122

TABULATION OF DATA FOR  
 ABSORPTION OF SOUND IN AIR VERSUS PERCENT RELATIVE HUMIDITY  
 AT 23 DEGREES CENTIGRADE FOR A FREQUENCY OF 8000 HERTZ

(1)	(2)	(3)	(4)	(5)	(6)	(7)	(8)	(9)	(10)
TEMP	FREQ	REL	ATTEN	4M	ATTEN	4M	ATTEN	ATTEN	DECAY
DEGR		HUM	COEF		COEF		DB PER	DB PER	RATE
CENT	HERTZ	PER	PER	PER	PER	PER	100	1000	DB PER
		CENT	METER	METER	FOOT	FOOT	METER	FEET	SECOND
23	8000	5.0	.02959	.11839	.00902	.03608	12.854	39.182	44.350
23	8000	10.0	.05330	.21321	.01624	.06498	23.150	70.563	79.870
23	8000	15.0	.05293	.21174	.01613	.06454	22.990	70.075	79.318
23	8000	20.0	.04279	.17117	.01304	.05217	18.585	56.649	64.122
23	8000	25.0	.03379	.13517	.01030	.04120	14.676	44.733	50.634
23	8000	30.0	.02830	.11320	.00862	.03450	12.291	37.463	42.405
23	8000	35.0	.02410	.09642	.00734	.02939	10.469	31.912	36.121
23	8000	40.0	.02115	.08463	.00644	.02579	9.189	28.010	31.704
23	8000	45.0	.01890	.07561	.00576	.02304	8.210	25.025	28.326
23	8000	46.0	.01850	.07403	.00564	.02256	8.038	24.502	27.734
23	8000	47.0	.01812	.07249	.00552	.02209	7.871	23.991	27.156
23	8000	48.0	.01777	.07109	.00541	.02166	7.718	23.527	26.630
23	8000	49.0	.01746	.06986	.00532	.02129	7.585	23.120	26.170
23	8000	50.0	.01715	.06863	.00522	.02091	7.452	22.714	25.710
23	8000	51.0	.01687	.06751	.00514	.02057	7.330	22.342	25.289
23	8000	52.0	.01661	.06645	.00506	.02025	7.215	21.994	24.895
23	8000	53.0	.01636	.06544	.00498	.01994	7.105	21.657	24.514
23	8000	54.0	.01614	.06456	.00491	.01967	7.010	21.366	24.185
23	8000	55.0	.01592	.06368	.00485	.01941	6.914	21.076	23.856
23	8000	60.0	.01487	.05951	.00453	.01813	6.461	19.694	22.292
23	8000	65.0	.01422	.05689	.00433	.01734	6.177	18.829	21.313
23	8000	70.0	.01372	.05491	.00418	.01673	5.962	18.173	20.570
23	8000	75.0	.01326	.05306	.00404	.01617	5.761	17.562	19.878
23	8000	80.0	.01298	.05192	.00395	.01582	5.637	17.182	19.449
23	8000	85.0	.01275	.05101	.00388	.01555	5.539	16.883	19.111
23	8000	90.0	.01253	.05014	.00382	.01528	5.444	16.593	18.782
23	8000	95.0	.01233	.04933	.00375	.01503	5.356	16.326	18.480
23	8000	100.0	.01215	.04863	.00370	.01482	5.280	16.094	18.217

TABULATION OF DATA FOR  
 ABSORPTION OF SOUND IN AIR VERSUS PERCENT RELATIVE HUMIDITY  
 AT 23 DEGREES CENTIGRADE FOR A FREQUENCY OF 10000 HERTZ

(1)	(2)	(3)	(4)	(5)	(6)	(7)	(8)	(9)	(10)
TEMP DEGR CENT	FREQ HERTZ	REL HUM PER CENT	ATTEN COEF PER METER	4M PER METER	ATTEN COEF PER FOOT	4M PER FOOT	ATTEN DB PER 100 METER	ATTEN DB PER 1000 FEET	DECAY RATE DB PER SECOND
23	10000	5.0	.03332	.13328	.01015	.04062	14.471	44.110	49.929
23	10000	10.0	.06292	.25171	.01918	.07672	27.329	83.301	94.289
23	10000	15.0	.06923	.27693	.02110	.08440	30.068	91.649	103.738
23	10000	20.0	.06135	.24543	.01870	.07480	26.648	81.224	91.938
23	10000	25.0	.04951	.19805	.01509	.06036	21.504	65.545	74.191
23	10000	30.0	.04128	.16514	.01258	.05033	17.930	54.652	61.862
23	10000	35.0	.03563	.14253	.01086	.04344	15.475	47.169	53.391
23	10000	40.0	.03108	.12432	.00947	.03789	13.499	41.145	46.572
23	10000	45.0	.02775	.11102	.00846	.03384	12.054	36.743	41.590
23	10000	46.0	.02720	.10882	.00829	.03317	11.815	36.015	40.765
23	10000	47.0	.02668	.10674	.00813	.03253	11.589	35.326	39.985
23	10000	48.0	.02620	.10483	.00798	.03195	11.382	34.694	39.271
23	10000	49.0	.02569	.10279	.00783	.03133	11.161	34.019	38.506
23	10000	50.0	.02518	.10075	.00767	.03071	10.939	33.345	37.743
23	10000	51.0	.02471	.09885	.00753	.03013	10.732	32.714	37.029
23	10000	52.0	.02428	.09712	.00740	.02960	10.545	32.142	36.382
23	10000	53.0	.02385	.09540	.00727	.02908	10.358	31.574	35.739
23	10000	54.0	.02343	.09372	.00714	.02856	10.176	31.017	35.109
23	10000	55.0	.02304	.09219	.00702	.02810	10.010	30.512	34.537
23	10000	60.0	.02146	.08587	.00654	.02617	9.323	28.419	32.168
23	10000	65.0	.02020	.08082	.00615	.02463	8.775	26.748	30.276
23	10000	70.0	.01918	.07675	.00584	.02339	8.333	25.400	28.750
23	10000	75.0	.01850	.07403	.00564	.02256	8.037	24.499	27.731
23	10000	80.0	.01797	.07190	.00547	.02191	7.807	23.796	26.935
23	10000	85.0	.01743	.06974	.00531	.02125	7.572	23.081	26.126
23	10000	90.0	.01709	.06836	.00520	.02083	7.422	22.625	25.609
23	10000	95.0	.01683	.06732	.00513	.02052	7.310	22.281	25.220
23	10000	100.0	.01659	.06637	.00505	.02023	7.206	21.965	24.863

TABULATION OF DATA FOR  
 ABSORPTION OF SOUND IN AIR VERSUS PERCENT RELATIVE HUMIDITY  
 AT 23 DEGREES CENTIGRADE FOR A FREQUENCY OF 12500 HERTZ

(1)	(2)	(3)	(4)	(5)	(6)	(7)	(8)	(9)	(10)
TEMP DEGR CENT	FREQ HERTZ	REL HUM PER CENT	ATTEN COEF PER METER	4M PER METER	ATTEN COEF PER FOOT	4M PER FOOT	ATTEN DB PER 100 METER	ATTEN DB PER 1000 FEET	DECAY RATE DB PER SECOND
23	12500	5.0	.03815	.15260	.01162	.04651	16.569	50.503	57.165
23	12500	10.0	.07176	.28707	.02187	.08750	31.169	95.004	107.536
23	12500	15.0	.08778	.35115	.02675	.10703	38.127	116.212	131.542
23	12500	20.0	.08439	.33757	.02572	.10289	36.652	111.717	126.453
23	12500	25.0	.07240	.28961	.02206	.08827	31.445	95.846	108.489
23	12500	30.0	.06020	.24081	.01834	.07339	26.146	79.694	90.206
23	12500	35.0	.05188	.20753	.01581	.06325	22.532	68.680	77.740
23	12500	40.0	.04579	.18318	.01395	.05583	19.889	60.623	68.620
23	12500	45.0	.04069	.16277	.01240	.04961	17.672	53.867	60.973
23	12500	46.0	.03985	.15943	.01214	.04859	17.311	52.764	59.725
23	12500	47.0	.03902	.15610	.01189	.04758	16.949	51.662	58.477
23	12500	48.0	.03825	.15302	.01166	.04664	16.614	50.642	57.322
23	12500	49.0	.03752	.15011	.01143	.04575	16.298	49.679	56.232
23	12500	50.0	.03685	.14740	.01123	.04492	16.004	48.783	55.218
23	12500	51.0	.03619	.14479	.01103	.04413	15.720	47.917	54.238
23	12500	52.0	.03557	.14229	.01084	.04337	15.449	47.090	53.302
23	12500	53.0	.03499	.13997	.01066	.04266	15.197	46.323	52.433
23	12500	54.0	.03443	.13774	.01049	.04198	14.955	45.584	51.597
23	12500	55.0	.03391	.13565	.01033	.04134	14.729	44.895	50.817
23	12500	60.0	.03130	.12523	.00954	.03817	13.597	41.447	46.914
23	12500	65.0	.02923	.11694	.00891	.03564	12.697	38.702	43.808
23	12500	70.0	.02762	.11051	.00842	.03368	11.999	36.575	41.399
23	12500	75.0	.02626	.10507	.00800	.03202	11.408	34.772	39.359
23	12500	80.0	.02518	.10074	.00767	.03070	10.938	33.341	37.739
23	12500	85.0	.02442	.09769	.00744	.02977	10.607	32.331	36.596
23	12500	90.0	.02381	.09525	.00725	.02903	10.341	31.522	35.680
23	12500	95.0	.02320	.09283	.00707	.02829	10.080	30.724	34.777
23	12500	100.0	.02274	.09099	.00693	.02773	9.879	30.113	34.085



TABULATION OF DATA FOR  
 ABSORPTION OF SOUND IN AIR VERSUS PERCENT RELATIVE HUMIDITY  
 AT 24 DEGREES CENTIGRADE FOR A FREQUENCY OF 125 HERTZ

(1)	(2)	(3)	(4)	(5)	(6)	(7)	(8)	(9)	(10)
TEMP DEGR CENT	FREQ HERTZ	REL HUM PER CENT	ATTEN COEF PER METER	4M PER METER	ATTEN COEF PER FOOT	4M PER FOOT	ATTEN DB PER 100 METER	ATTEN. DB PER 1000 FEET	DECAY RATE DB PER SECOND
24	125	5.0	.00018	.00074	.00005	.00022	.080	.246	.278
24	125	10.0	.00014	.00056	.00004	.00017	.060	.185	.210
24	125	15.0	.00011	.00047	.00003	.00014	.051	.158	.179
24	125	20.0	.00010	.00043	.00003	.00013	.046	.142	.161
24	125	25.0	.00009	.00039	.00003	.00012	.043	.131	.148
24	125	30.0	.00009	.00037	.00002	.00011	.040	.123	.139
24	125	35.0	.00008	.00035	.00002	.00010	.038	.115	.131
24	125	40.0	.00008	.00033	.00002	.00010	.036	.110	.125
24	125	45.0	.00008	.00032	.00002	.00009	.034	.105	.120
24	125	46.0	.00007	.00031	.00002	.00009	.034	.105	.119
24	125	47.0	.00007	.00031	.00002	.00009	.034	.104	.118
24	125	48.0	.00007	.00031	.00002	.00009	.033	.103	.117
24	125	49.0	.00007	.00030	.00002	.00009	.033	.102	.116
24	125	50.0	.00007	.00030	.00002	.00009	.033	.101	.115
24	125	51.0	.00007	.00030	.00002	.00009	.033	.100	.114
24	125	52.0	.00007	.00030	.00002	.00009	.032	.100	.113
24	125	53.0	.00007	.00030	.00002	.00009	.032	.099	.112
24	125	54.0	.00007	.00029	.00002	.00009	.032	.098	.111
24	125	55.0	.00007	.00029	.00002	.00009	.032	.098	.111
24	125	60.0	.00007	.00028	.00002	.00008	.031	.095	.107
24	125	65.0	.00006	.00027	.00002	.00008	.030	.091	.104
24	125	70.0	.00006	.00026	.00002	.00008	.029	.088	.100
24	125	75.0	.00006	.00025	.00001	.00007	.028	.085	.097
24	125	80.0	.00006	.00024	.00001	.00007	.027	.082	.093
24	125	85.0	.00006	.00024	.00001	.00007	.026	.080	.090
24	125	90.0	.00005	.00023	.00001	.00007	.025	.077	.088
24	125	95.0	.00005	.00022	.00001	.00006	.024	.075	.085
24	125	100.0	.00005	.00022	.00001	.00006	.024	.073	.083

TABULATION OF DATA FOR  
 ABSORPTION OF SOUND IN AIR VERSUS PERCENT RELATIVE HUMIDITY  
 AT 24 DEGREES CENTIGRADE FOR A FREQUENCY OF 250 HERTZ

(1)	(2)	(3)	(4)	(5)	(6)	(7)	(8)	(9)	(10)
TEMP	FREQ	REL	ATTEN	4M	ATTEN	4M	ATTEN	ATTEN	DECAY
DEGR		HUM	COEF		COEF		DB PER	DB PER	RATE
CENT	HERTZ	PER	PER	PER	PER	PER	100	1000	DB PER
		CENT	METER	METER	FOOT	FOOT	METER	FEET	SECOND
24	250	5.0	.00043	.00173	.00013	.00052	.188	.575	.652
24	250	10.0	.00030	.00120	.00009	.00036	.131	.399	.453
24	250	15.0	.00025	.00103	.00007	.00031	.112	.341	.387
24	250	20.0	.00023	.00092	.00007	.00028	.100	.307	.348
24	250	25.0	.00021	.00085	.00006	.00026	.092	.282	.320
24	250	30.0	.00019	.00079	.00006	.00024	.086	.264	.300
24	250	35.0	.00018	.00075	.00005	.00023	.082	.250	.283
24	250	40.0	.00017	.00071	.00005	.00021	.078	.238	.269
24	250	45.0	.00017	.00068	.00005	.00020	.074	.227	.257
24	250	46.0	.00017	.00068	.00005	.00020	.073	.225	.255
24	250	47.0	.00016	.00067	.00005	.00020	.073	.223	.253
24	250	48.0	.00016	.00067	.00005	.00020	.072	.221	.251
24	250	49.0	.00016	.00066	.00005	.00020	.072	.220	.249
24	250	50.0	.00016	.00066	.00005	.00020	.071	.218	.248
24	250	51.0	.00016	.00065	.00005	.00020	.071	.217	.246
24	250	52.0	.00016	.00065	.00004	.00019	.070	.216	.244
24	250	53.0	.00016	.00064	.00004	.00019	.070	.214	.243
24	250	54.0	.00016	.00064	.00004	.00019	.069	.213	.241
24	250	55.0	.00016	.00064	.00004	.00019	.069	.211	.240
24	250	60.0	.00015	.00061	.00004	.00018	.067	.204	.232
24	250	65.0	.00015	.00060	.00004	.00018	.065	.198	.225
24	250	70.0	.00014	.00058	.00004	.00017	.063	.193	.219
24	250	75.0	.00014	.00056	.00004	.00017	.061	.188	.213
24	250	80.0	.00013	.00055	.00004	.00016	.060	.183	.207
24	250	85.0	.00013	.00053	.00004	.00016	.058	.178	.202
24	250	90.0	.00013	.00052	.00003	.00015	.056	.173	.196
24	250	95.0	.00012	.00050	.00003	.00015	.055	.168	.190
24	250	100.0	.00012	.00049	.00003	.00015	.053	.163	.185

TABULATION OF DATA FOR  
 ABSORPTION OF SOUND IN AIR VERSUS PERCENT RELATIVE HUMIDITY  
 AT 24 DEGREES CENTIGRADE FOR A FREQUENCY OF 500 HERTZ

(1)	(2)	(3)	(4)	(5)	(6)	(7)	(8)	(9)	(10)
TEMP DEGR CENT	FREQ HERTZ	REL HUM PER CENT	ATTEN COEF PER METER	4M PER METER	ATTEN COEF PER FOOT	4M PER FOOT	ATTEN DB PER 100 METER	ATTEN DB PER 1000 FEET	DECAY RATE DB PER SECOND
24	500	5.0	.00137	.00550	.00041	.00167	.597	1.820	2.063
24	500	10.0	.00072	.00289	.00022	.00088	.314	.959	1.087
24	500	15.0	.00061	.00246	.00018	.00075	.267	.815	.924
24	500	20.0	.00055	.00221	.00016	.00067	.240	.732	.830
24	500	25.0	.00050	.00202	.00015	.00061	.219	.669	.758
24	500	30.0	.00047	.00189	.00014	.00057	.205	.627	.711
24	500	35.0	.00044	.00179	.00013	.00054	.195	.594	.674
24	500	40.0	.00042	.00170	.00013	.00052	.185	.565	.640
24	500	45.0	.00040	.00163	.00012	.00049	.177	.541	.614
24	500	46.0	.00040	.00162	.00012	.00049	.176	.537	.609
24	500	47.0	.00040	.00161	.00012	.00049	.174	.533	.604
24	500	48.0	.00039	.00159	.00012	.00048	.173	.529	.599
24	500	49.0	.00039	.00158	.00012	.00048	.172	.525	.595
24	500	50.0	.00039	.00157	.00011	.00047	.170	.520	.590
24	500	51.0	.00039	.00156	.00011	.00047	.169	.516	.585
24	500	52.0	.00038	.00155	.00011	.00047	.168	.513	.582
24	500	53.0	.00038	.00154	.00011	.00047	.167	.510	.578
24	500	54.0	.00038	.00153	.00011	.00046	.166	.507	.575
24	500	55.0	.00038	.00152	.00011	.00046	.165	.504	.571
24	500	60.0	.00036	.00147	.00011	.00044	.160	.488	.553
24	500	65.0	.00035	.00143	.00010	.00043	.155	.473	.536
24	500	70.0	.00034	.00139	.00010	.00042	.151	.460	.522
24	500	75.0	.00033	.00135	.00010	.00041	.147	.448	.509
24	500	80.0	.00033	.00132	.00010	.00040	.144	.439	.498
24	500	85.0	.00032	.00130	.00009	.00039	.141	.430	.487
24	500	90.0	.00031	.00127	.00009	.00038	.138	.421	.477
24	500	95.0	.00031	.00124	.00009	.00037	.135	.412	.467
24	500	100.0	.00030	.00122	.00009	.00037	.132	.404	.458

TABULATION OF DATA FOR  
 ABSORPTION OF SOUND IN AIR VERSUS PERCENT RELATIVE HUMIDITY  
 AT 24 DEGREES CENTIGRADE FOR A FREQUENCY OF 1000 HERTZ

(1)	(2)	(3)	(4)	(5)	(6)	(7)	(8)	(9)	(10)
TEMP	FREQ	REL	ATTEN	4M	ATTEN	4M	ATTEN	ATTEN	DECAY
DEGR	HERTZ	HUM	COEF	PER	COEF	PER	DB PER	DB PER	RATE
CENT		PER	PER	METER	PER	FOOT	100	1000	DB PER
		CENT	METER	METER	FOOT	FOOT	METER	FEET	SECOND
24	1000	5.0	.00476	.01907	.00145	.00581	2.071	6.314	7.158
24	1000	10.0	.00225	.00901	.00068	.00274	.978	2.982	3.381
24	1000	15.0	.00155	.00620	.00047	.00189	.673	2.052	2.326
24	1000	20.0	.00134	.00539	.00041	.00164	.586	1.786	2.025
24	1000	25.0	.00124	.00498	.00037	.00151	.541	1.649	1.870
24	1000	30.0	.00116	.00466	.00035	.00142	.506	1.544	1.751
24	1000	35.0	.00110	.00440	.00033	.00134	.477	1.456	1.650
24	1000	40.0	.00104	.00416	.00031	.00126	.451	1.377	1.561
24	1000	45.0	.00099	.00399	.00030	.00121	.434	1.323	1.500
24	1000	46.0	.00099	.00397	.00030	.00121	.431	1.314	1.489
24	1000	47.0	.00098	.00394	.00030	.00120	.428	1.304	1.479
24	1000	48.0	.00097	.00391	.00029	.00119	.424	1.295	1.468
24	1000	49.0	.00097	.00388	.00029	.00118	.421	1.285	1.457
24	1000	50.0	.00096	.00385	.00029	.00117	.418	1.276	1.446
24	1000	51.0	.00095	.00383	.00029	.00116	.415	1.267	1.437
24	1000	52.0	.00095	.00380	.00029	.00116	.413	1.259	1.428
24	1000	53.0	.00094	.00378	.00028	.00115	.410	1.251	1.419
24	1000	54.0	.00093	.00375	.00028	.00114	.408	1.243	1.410
24	1000	55.0	.00093	.00373	.00028	.00113	.405	1.236	1.401
24	1000	60.0	.00090	.00361	.00027	.00110	.392	1.197	1.357
24	1000	65.0	.00087	.00351	.00026	.00107	.381	1.162	1.317
24	1000	70.0	.00085	.00341	.00026	.00104	.370	1.130	1.281
24	1000	75.0	.00083	.00334	.00025	.00101	.362	1.105	1.253
24	1000	80.0	.00081	.00326	.00024	.00099	.354	1.080	1.224
24	1000	85.0	.00079	.00319	.00024	.00097	.346	1.056	1.197
24	1000	90.0	.00078	.00313	.00023	.00095	.340	1.037	1.175
24	1000	95.0	.00076	.00307	.00023	.00093	.334	1.018	1.154
24	1000	100.0	.00075	.00301	.00023	.00092	.327	.999	1.132

TABULATION OF DATA FOR  
 ABSORPTION OF SOUND IN AIR VERSUS PERCENT RELATIVE HUMIDITY  
 AT 24 DEGREES CENTIGRADE FOR A FREQUENCY OF 2000 HERTZ

(1)	(2)	(3)	(4)	(5)	(6)	(7)	(8)	(9)	(10)
TEMP DEGR CENT	FREQ HERTZ	REL HUM PER CENT	ATTEN COEF PER METER	4M PER METER	ATTEN COEF PER FOOT	4M PER FOOT	ATTEN DB PER 100 METER	ATTEN DB PER 1000 FEET	DECAY RATE DB PER SECOND
24	2000	5.0	.01342	.05371	.00409	.01637	5.831	17.775	20.152
24	2000	10.0	.00761	.03045	.00232	.00928	3.306	10.078	11.426
24	2000	15.0	.00491	.01967	.00149	.00599	2.136	6.512	7.383
24	2000	20.0	.00368	.01472	.00112	.00448	1.598	4.873	5.525
24	2000	25.0	.00311	.01244	.00094	.00379	1.350	4.117	4.668
24	2000	30.0	.00284	.01136	.00086	.00346	1.233	3.760	4.263
24	2000	35.0	.00269	.01076	.00082	.00328	1.168	3.562	4.039
24	2000	40.0	.00257	.01028	.00078	.00313	1.117	3.405	3.860
24	2000	45.0	.00247	.00988	.00075	.00301	1.073	3.271	3.708
24	2000	46.0	.00245	.00980	.00074	.00298	1.064	3.245	3.679
24	2000	47.0	.00243	.00972	.00074	.00296	1.056	3.218	3.649
24	2000	48.0	.00241	.00965	.00073	.00294	1.048	3.195	3.622
24	2000	49.0	.00239	.00958	.00073	.00292	1.040	3.172	3.597
24	2000	50.0	.00237	.00951	.00072	.00290	1.033	3.150	3.571
24	2000	51.0	.00236	.00945	.00072	.00288	1.026	3.127	3.546
24	2000	52.0	.00234	.00938	.00071	.00286	1.018	3.105	3.520
24	2000	53.0	.00232	.00931	.00070	.00283	1.011	3.082	3.495
24	2000	54.0	.00231	.00924	.00070	.00281	1.004	3.060	3.469
24	2000	55.0	.00229	.00917	.00069	.00279	.996	3.037	3.444
24	2000	60.0	.00222	.00888	.00067	.00270	.964	2.939	3.332
24	2000	65.0	.00215	.00860	.00065	.00262	.933	2.846	3.226
24	2000	70.0	.00209	.00839	.00063	.00255	.911	2.778	3.150
24	2000	75.0	.00205	.00820	.00062	.00250	.891	2.716	3.079
24	2000	80.0	.00200	.00802	.00061	.00244	.871	2.657	3.012
24	2000	85.0	.00196	.00787	.00060	.00240	.855	2.606	2.954
24	2000	90.0	.00193	.00772	.00058	.00235	.838	2.556	2.898
24	2000	95.0	.00189	.00758	.00057	.00231	.823	2.509	2.845
24	2000	100.0	.00186	.00744	.00056	.00226	.807	2.462	2.791

TABULATION OF DATA FOR  
 ABSORPTION OF SOUND IN AIR VERSUS PERCENT RELATIVE HUMIDITY  
 AT 24 DEGREES CENTIGRADE FOR A FREQUENCY OF 2500 HERTZ

(1)	(2)	(3)	(4)	(5)	(6)	(7)	(8)	(9)	(10)
TEMP	FREQ	REL	ATTEN	4M	ATTEN	4M	ATTEN	ATTEN	DECAY
DEGR		HUM	COEF		COEF		DB PER	DB PER	RATE
CENT	HERTZ	PER	PER	PER	PER	PER	100	1000	DB PER
		CENT	METER	METER	FOOT	FOOT	METER	FEET	SECOND
24	2500	5.0	.01687	.06751	.00514	.02057	7.330	22.343	25.331
24	2500	10.0	.01136	.04545	.00346	.01385	4.934	15.041	17.053
24	2500	15.0	.00736	.02945	.00224	.00897	3.198	9.747	11.051
24	2500	20.0	.00544	.02177	.00165	.00663	2.364	7.206	8.170
24	2500	25.0	.00440	.01763	.00134	.00537	1.915	5.837	6.618
24	2500	30.0	.00389	.01558	.00118	.00474	1.691	5.156	5.846
24	2500	35.0	.00360	.01443	.00110	.00440	1.567	4.777	5.416
24	2500	40.0	.00344	.01379	.00105	.00420	1.497	4.563	5.174
24	2500	45.0	.00331	.01325	.00101	.00404	1.439	4.387	4.974
24	2500	46.0	.00328	.01315	.00100	.00401	1.428	4.354	4.936
24	2500	47.0	.00326	.01305	.00099	.00397	1.417	4.320	4.898
24	2500	48.0	.00324	.01296	.00098	.00395	1.407	4.289	4.862
24	2500	49.0	.00321	.01287	.00098	.00392	1.398	4.261	4.831
24	2500	50.0	.00319	.01279	.00097	.00389	1.388	4.233	4.799
24	2500	51.0	.00317	.01270	.00096	.00387	1.379	4.205	4.768
24	2500	52.0	.00315	.01262	.00096	.00384	1.370	4.177	4.736
24	2500	53.0	.00313	.01254	.00095	.00382	1.361	4.149	4.705
24	2500	54.0	.00311	.01245	.00094	.00379	1.352	4.122	4.673
24	2500	55.0	.00309	.01237	.00094	.00377	1.343	4.094	4.641
24	2500	60.0	.00300	.01200	.00091	.00365	1.303	3.972	4.503
24	2500	65.0	.00291	.01164	.00088	.00354	1.264	3.853	4.368
24	2500	70.0	.00283	.01132	.00086	.00345	1.229	3.748	4.250
24	2500	75.0	.00275	.01101	.00083	.00335	1.195	3.644	4.131
24	2500	80.0	.00269	.01078	.00082	.00328	1.171	3.569	4.046
24	2500	85.0	.00264	.01057	.00080	.00322	1.147	3.498	3.965
24	2500	90.0	.00259	.01038	.00079	.00316	1.127	3.435	3.894
24	2500	95.0	.00254	.01019	.00077	.00310	1.106	3.372	3.823
24	2500	100.0	.00250	.01003	.00076	.00305	1.089	3.319	3.763

TABULATION OF DATA FOR  
 ABSORPTION OF SOUND IN AIR VERSUS PERCENT RELATIVE HUMIDITY  
 AT 24 DEGREES CENTIGRADE FOR A FREQUENCY OF 3200 HERTZ

(1)	(2)	(3)	(4)	(5)	(6)	(7)	(8)	(9)	(10)
TEMP	FREQ	REL	ATTEN	4M	ATTEN	4M	ATTEN	ATTEN	DECAY
DEGR	HERTZ	HUM	COEF		COEF		DB PER	DB PER	RATE
CENT		PER	PER	PER	PER	PER	100	1000	DB PER
		CENT	METER	METER	FOOT	FOOT	METER	FEET	SECOND
24	3200	5.0	.02081	.08324	.00634	.02537	9.038	27.550	31.235
24	3200	10.0	.01737	.06951	.00529	.02118	7.547	23.004	26.081
24	3200	15.0	.01131	.04526	.00344	.01379	4.914	14.980	16.984
24	3200	20.0	.00828	.03313	.00252	.01010	3.597	10.966	12.433
24	3200	25.0	.00658	.02635	.00200	.00803	2.861	8.723	9.890
24	3200	30.0	.00559	.02239	.00170	.00682	2.431	7.411	8.402
24	3200	35.0	.00507	.02030	.00154	.00619	2.205	6.721	7.620
24	3200	40.0	.00474	.01896	.00144	.00578	2.059	6.276	7.116
24	3200	45.0	.00455	.01823	.00138	.00555	1.980	6.036	6.843
24	3200	46.0	.00452	.01810	.00137	.00551	1.965	5.990	6.791
24	3200	47.0	.00449	.01796	.00136	.00547	1.950	5.944	6.739
24	3200	48.0	.00445	.01782	.00135	.00543	1.935	5.899	6.687
24	3200	49.0	.00442	.01771	.00134	.00539	1.923	5.861	6.646
24	3200	50.0	.00440	.01760	.00134	.00536	1.911	5.825	6.604
24	3200	51.0	.00437	.01749	.00133	.00533	1.899	5.788	6.563
24	3200	52.0	.00434	.01738	.00132	.00529	1.887	5.752	6.521
24	3200	53.0	.00431	.01727	.00131	.00526	1.875	5.715	6.480
24	3200	54.0	.00429	.01716	.00130	.00523	1.863	5.679	6.438
24	3200	55.0	.00426	.01705	.00129	.00519	1.851	5.642	6.397
24	3200	60.0	.00414	.01657	.00126	.00505	1.799	5.485	6.218
24	3200	65.0	.00402	.01611	.00122	.00491	1.749	5.332	6.046
24	3200	70.0	.00392	.01571	.00119	.00479	1.706	5.201	5.897
24	3200	75.0	.00383	.01532	.00116	.00467	1.663	5.071	5.749
24	3200	80.0	.00374	.01496	.00114	.00456	1.625	4.953	5.616
24	3200	85.0	.00365	.01462	.00111	.00445	1.587	4.839	5.487
24	3200	90.0	.00357	.01431	.00109	.00436	1.554	4.737	5.370
24	3200	95.0	.00351	.01407	.00107	.00429	1.528	4.658	5.282
24	3200	100.0	.00346	.01384	.00105	.00422	1.503	4.582	5.195

TABULATION OF DATA FOR  
 ABSORPTION OF SOUND IN AIR VERSUS PERCENT RELATIVE HUMIDITY  
 AT 24 DEGREES CENTIGRADE FOR A FREQUENCY OF 4000 HERTZ

(1)	(2)	(3)	(4)	(5)	(6)	(7)	(8)	(9)	(10)
TEMP	FREQ	REL	ATTEN	4M	ATTEN	4M	ATTEN	ATTEN	DECAY
DEGR		HUM	COEF		COEF		DB PER	DB PER	RATE
CENT	HERTZ	PER	PER	PER	PER	PER	100	1000	DB PER
		CENT	METER	METER	FOOT	FOOT	METER	FEET	SECOND
24	4000	5.0	.02395	.09583	.00730	.02921	10.405	31.716	35.958
24	4000	10.0	.02482	.09929	.00756	.03026	10.781	32.862	37.257
24	4000	15.0	.01656	.06624	.00504	.02019	7.192	21.924	24.856
24	4000	20.0	.01225	.04902	.00373	.01494	5.322	16.224	18.394
24	4000	25.0	.00974	.03899	.00297	.01188	4.234	12.906	14.632
24	4000	30.0	.00810	.03242	.00247	.00988	3.520	10.730	12.165
24	4000	35.0	.00709	.02837	.00216	.00864	3.081	9.391	10.647
24	4000	40.0	.00652	.02608	.00198	.00795	2.832	8.632	9.786
24	4000	45.0	.00612	.02450	.00186	.00747	2.661	8.111	9.195
24	4000	46.0	.00606	.02427	.00184	.00739	2.635	8.032	9.106
24	4000	47.0	.00602	.02409	.00183	.00734	2.616	7.974	9.040
24	4000	48.0	.00598	.02392	.00182	.00729	2.597	7.918	8.977
24	4000	49.0	.00594	.02376	.00181	.00724	2.580	7.864	8.916
24	4000	50.0	.00590	.02361	.00179	.00719	2.564	7.815	8.860
24	4000	51.0	.00586	.02346	.00178	.00715	2.547	7.766	8.804
24	4000	52.0	.00582	.02331	.00177	.00710	2.531	7.717	8.749
24	4000	53.0	.00579	.02316	.00176	.00706	2.515	7.667	8.693
24	4000	54.0	.00575	.02302	.00175	.00701	2.499	7.618	8.637
24	4000	55.0	.00571	.02287	.00174	.00697	2.483	7.569	8.581
24	4000	60.0	.00556	.02225	.00169	.00678	2.416	7.364	8.349
24	4000	65.0	.00541	.02166	.00165	.00660	2.352	7.169	8.128
24	4000	70.0	.00529	.02116	.00161	.00645	2.298	7.005	7.942
24	4000	75.0	.00516	.02067	.00157	.00630	2.244	6.841	7.756
24	4000	80.0	.00505	.02023	.00154	.00616	2.197	6.697	7.593
24	4000	85.0	.00495	.01981	.00150	.00603	2.151	6.557	7.434
24	4000	90.0	.00485	.01940	.00147	.00591	2.107	6.423	7.282
24	4000	95.0	.00475	.01903	.00145	.00580	2.066	6.300	7.142
24	4000	100.0	.00466	.01866	.00142	.00568	2.026	6.177	7.003



TABULATION OF DATA FOR  
 ABSORPTION OF SOUND IN AIR VERSUS PERCENT RELATIVE HUMIDITY  
 AT 24 DEGREES CENTIGRADE FOR A FREQUENCY OF 5000 HERTZ

(1)	(2)	(3)	(4)	(5)	(6)	(7)	(8)	(9)	(10)
TEMP DEGR CENT	FREQ HERTZ	REL HUM PER CENT	ATTEN COEF PER METER	4M PER METER	ATTEN COEF PER FOOT	4M PER FOOT	ATTEN DB PER 100 METER	ATTEN DB PER 1000 FEET	DECAY RATE DB PER SECOND
24	5000	5.0	.02643	.10574	.00805	.03223	11.481	34.995	39.676
24	5000	10.0	.03354	.13416	.01022	.04089	14.566	44.399	50.338
24	5000	15.0	.02426	.09705	.00739	.02958	10.537	32.118	36.414
24	5000	20.0	.01809	.07239	.00551	.02206	7.859	23.956	27.161
24	5000	25.0	.01423	.05694	.00433	.01735	6.182	18.843	21.364
24	5000	30.0	.01186	.04747	.00361	.01446	5.154	15.710	17.811
24	5000	35.0	.01021	.04084	.00311	.01244	4.434	13.515	15.323
24	5000	40.0	.00911	.03645	.00277	.01111	3.958	12.065	13.679
24	5000	45.0	.00845	.03381	.00257	.01030	3.671	11.189	12.686
24	5000	46.0	.00835	.03340	.00254	.01018	3.627	11.056	12.535
24	5000	47.0	.00826	.03304	.00251	.01007	3.588	10.937	12.399
24	5000	48.0	.00818	.03272	.00249	.00997	3.553	10.830	12.278
24	5000	49.0	.00808	.03233	.00246	.00985	3.510	10.700	12.131
24	5000	50.0	.00798	.03194	.00243	.00973	3.468	10.572	11.986
24	5000	51.0	.00790	.03162	.00240	.00963	3.433	10.465	11.865
24	5000	52.0	.00784	.03136	.00238	.00955	3.405	10.379	11.767
24	5000	53.0	.00777	.03110	.00237	.00948	3.377	10.294	11.671
24	5000	54.0	.00772	.03091	.00235	.00942	3.356	10.230	11.598
24	5000	55.0	.00768	.03072	.00234	.00936	3.336	10.169	11.529
24	5000	60.0	.00747	.02989	.00227	.00911	3.246	9.894	11.218
24	5000	65.0	.00727	.02911	.00221	.00887	3.161	9.635	10.924
24	5000	70.0	.00711	.02847	.00216	.00867	3.091	9.421	10.682
24	5000	75.0	.00695	.02783	.00212	.00848	3.021	9.210	10.442
24	5000	80.0	.00682	.02729	.00207	.00831	2.963	9.032	10.240
24	5000	85.0	.00668	.02675	.00203	.00815	2.905	8.855	10.039
24	5000	90.0	.00656	.02626	.00200	.00800	2.851	8.691	9.854
24	5000	95.0	.00645	.02580	.00196	.00786	2.801	8.539	9.681
24	5000	100.0	.00633	.02534	.00193	.00772	2.751	8.386	9.508

TABULATION OF DATA FOR  
 ABSORPTION OF SOUND IN AIR VERSUS PERCENT RELATIVE HUMIDITY  
 AT 24 DEGREES CENTIGRADE FOR A FREQUENCY OF 5940 HERTZ

(1)	(2)	(3)	(4)	(5)	(6)	(7)	(8)	(9)	(10)
TEMP DEGR CENT	FREQ HERTZ	REL HUM PER CENT	ATTEN COEF PER METER	4M PER METER	ATTEN COEF PER FOOT	4M PER FOOT	ATTEN DB PER 100 METER	ATTEN DB PER 1000 FEET	DECAY RATE DB PER SECOND
24	5940	5.0	.02814	.11257	.00857	.03431	12.223	37.257	42.239
24	5940	10.0	.04091	.16364	.01247	.04988	17.768	54.158	61.401
24	5940	15.0	.03287	.13149	.01001	.04007	14.276	43.516	49.336
24	5940	20.0	.02425	.09702	.00739	.02957	10.534	32.110	36.404
24	5940	25.0	.01934	.07739	.00589	.02359	8.403	25.614	29.040
24	5940	30.0	.01599	.06397	.00487	.01949	6.945	21.171	24.003
24	5940	35.0	.01374	.05497	.00418	.01675	5.968	18.193	20.626
24	5940	40.0	.01214	.04856	.00370	.01480	5.272	16.070	18.220
24	5940	45.0	.01100	.04403	.00335	.01342	4.780	14.572	16.521
24	5940	46.0	.01083	.04334	.00330	.01321	4.706	14.346	16.264
24	5940	47.0	.01067	.04270	.00325	.01301	4.637	14.133	16.024
24	5940	48.0	.01052	.04211	.00320	.01283	4.572	13.936	15.799
24	5940	49.0	.01040	.04162	.00317	.01268	4.519	13.774	15.616
24	5940	50.0	.01029	.04119	.00313	.01255	4.472	13.632	15.456
24	5940	51.0	.01019	.04076	.00310	.01242	4.426	13.491	15.295
24	5940	52.0	.01008	.04033	.00307	.01229	4.379	13.350	15.135
24	5940	53.0	.00999	.03999	.00304	.01218	4.342	13.234	15.004
24	5940	54.0	.00991	.03964	.00302	.01208	4.304	13.119	14.874
24	5940	55.0	.00980	.03921	.00298	.01195	4.257	12.978	14.714
24	5940	60.0	.00941	.03766	.00287	.01148	4.089	12.466	14.133
24	5940	65.0	.00918	.03674	.00280	.01120	3.989	12.160	13.787
24	5940	70.0	.00897	.03589	.00273	.01093	3.896	11.877	13.466
24	5940	75.0	.00878	.03513	.00267	.01070	3.814	11.628	13.183
24	5940	80.0	.00861	.03445	.00262	.01050	3.740	11.401	12.926
24	5940	85.0	.00844	.03379	.00257	.01030	3.669	11.185	12.681
24	5940	90.0	.00830	.03322	.00253	.01012	3.607	10.997	12.467
24	5940	95.0	.00816	.03265	.00248	.00995	3.546	10.808	12.254
24	5940	100.0	.00803	.03212	.00244	.00979	3.488	10.632	12.054

TABULATION OF DATA FOR  
 ABSORPTION OF SOUND IN AIR VERSUS PERCENT RELATIVE HUMIDITY  
 AT 24 DEGREES CENTIGRADE FOR A FREQUENCY OF 6300 HERTZ

(1)	(2)	(3)	(4)	(5)	(6)	(7)	(8)	(9)	(10)
TEMP DEGR CENT	FREQ HERTZ	REL HUM PER CENT	ATTEN COEF PER METER	4M PER METER	ATTEN COEF PER FOOT	4M PER FOOT	ATTEN DB PER 100 METER	ATTEN DB PER 1000 FEET	DECAY RATE DB PER SECOND
24	6300	5.0	.02862	.11451	.00872	.03490	12.433	37.896	42.965
24	6300	10.0	.04359	.17437	.01328	.05315	18.933	57.709	65.427
24	6300	15.0	.03634	.14538	.01107	.04431	15.785	48.115	54.550
24	6300	20.0	.02692	.10769	.00820	.03282	11.692	35.640	40.406
24	6300	25.0	.02155	.08620	.00656	.02627	9.360	28.529	32.345
24	6300	30.0	.01776	.07107	.00541	.02166	7.717	23.522	26.668
24	6300	35.0	.01528	.06115	.00466	.01864	6.640	20.239	22.946
24	6300	40.0	.01344	.05376	.00409	.01638	5.837	17.793	20.173
24	6300	45.0	.01219	.04879	.00371	.01487	5.297	16.148	18.308
24	6300	46.0	.01195	.04783	.00364	.01458	5.194	15.832	17.949
24	6300	47.0	.01174	.04699	.00358	.01432	5.102	15.553	17.633
24	6300	48.0	.01157	.04630	.00352	.01411	5.027	15.323	17.372
24	6300	49.0	.01141	.04565	.00347	.01391	4.956	15.107	17.128
24	6300	50.0	.01126	.04504	.00343	.01372	4.890	14.906	16.900
24	6300	51.0	.01113	.04453	.00339	.01357	4.835	14.737	16.708
24	6300	52.0	.01102	.04409	.00336	.01344	4.787	14.593	16.545
24	6300	53.0	.01091	.04366	.00332	.01330	4.740	14.449	16.382
24	6300	54.0	.01080	.04322	.00329	.01317	4.693	14.306	16.219
24	6300	55.0	.01071	.04285	.00326	.01306	4.652	14.181	16.078
24	6300	60.0	.01024	.04097	.00312	.01248	4.448	13.558	15.372
24	6300	65.0	.00995	.03981	.00303	.01213	4.322	13.175	14.937
24	6300	70.0	.00973	.03893	.00296	.01186	4.226	12.883	14.607
24	6300	75.0	.00951	.03806	.00290	.01160	4.132	12.596	14.281
24	6300	80.0	.00934	.03736	.00284	.01138	4.056	12.364	14.017
24	6300	85.0	.00916	.03666	.00279	.01117	3.980	12.134	13.757
24	6300	90.0	.00900	.03603	.00274	.01098	3.912	11.924	13.519
24	6300	95.0	.00886	.03545	.00270	.01080	3.849	11.733	13.302
24	6300	100.0	.00871	.03487	.00265	.01062	3.786	11.541	13.084

TABULATION OF DATA FOR  
 ABSORPTION OF SOUND IN AIR VERSUS PERCENT RELATIVE HUMIDITY  
 AT 24 DEGREES CENTIGRADE FOR A FREQUENCY OF 8000 HERTZ

(1)	(2)	(3)	(4)	(5)	(6)	(7)	(8)	(9)	(10)
TEMP DEGR CENT	FREQ HERTZ	REL HUM PER CENT	ATTEN COEF PER METER	4M PER METER	ATTEN COEF PER FOOT	4M PER FOOT	ATTEN DB PER 100 METER	ATTEN DB PER 1000 FEET	DECAY RATE DB PER SECOND
24	8000	5.0	.03178	.12712	.00968	.03874	13.802	42.070	47.697
24	8000	10.0	.05512	.22048	.01680	.06720	23.939	72.968	82.727
24	8000	15.0	.05229	.20919	.01594	.06376	22.713	69.230	78.489
24	8000	20.0	.04070	.16280	.01240	.04962	17.676	53.878	61.084
24	8000	25.0	.03238	.12955	.00987	.03948	14.066	42.874	48.609
24	8000	30.0	.02703	.10814	.00824	.03296	11.742	35.790	40.576
24	8000	35.0	.02304	.09216	.00702	.02809	10.006	30.500	34.580
24	8000	40.0	.02032	.08129	.00619	.02478	8.827	26.905	30.503
24	8000	45.0	.01811	.07247	.00552	.02209	7.869	23.986	27.194
24	8000	46.0	.01777	.07111	.00541	.02167	7.721	23.534	26.682
24	8000	47.0	.01744	.06978	.00531	.02127	7.577	23.095	26.184
24	8000	48.0	.01714	.06856	.00522	.02089	7.444	22.690	25.725
24	8000	49.0	.01685	.06742	.00513	.02055	7.320	22.314	25.299
24	8000	50.0	.01658	.06634	.00505	.02022	7.203	21.955	24.892
24	8000	51.0	.01634	.06539	.00498	.01993	7.100	21.642	24.537
24	8000	52.0	.01611	.06444	.00491	.01964	6.997	21.328	24.180
24	8000	53.0	.01585	.06340	.00483	.01932	6.884	20.983	23.789
24	8000	54.0	.01559	.06236	.00475	.01900	6.771	20.638	23.399
24	8000	55.0	.01538	.06153	.00468	.01875	6.681	20.365	23.089
24	8000	60.0	.01457	.05831	.00444	.01777	6.331	19.298	21.879
24	8000	65.0	.01402	.05610	.00427	.01710	6.092	18.569	21.052
24	8000	70.0	.01350	.05403	.00411	.01647	5.867	17.883	20.275
24	8000	75.0	.01318	.05275	.00402	.01608	5.727	17.459	19.794
24	8000	80.0	.01294	.05177	.00394	.01578	5.621	17.134	19.425
24	8000	85.0	.01270	.05082	.00387	.01549	5.518	16.820	19.070
24	8000	90.0	.01249	.04997	.00380	.01523	5.425	16.537	18.749
24	8000	95.0	.01230	.04921	.00375	.01500	5.343	16.286	18.465
24	8000	100.0	.01211	.04845	.00369	.01476	5.261	16.036	18.180

TABULATION OF DATA FOR  
 ABSORPTION OF SOUND IN AIR VERSUS PERCENT RELATIVE HUMIDITY  
 AT 24 DEGREES CENTIGRADE FOR A FREQUENCY OF 10000 HERTZ

(1)	(2)	(3)	(4)	(5)	(6)	(7)	(8)	(9)	(10)
TEMP DEGR CENT	FREQ HERTZ	REL HUM PER CENT	ATTEN COEF PER METER	4M PER METER	ATTEN COEF PER FOOT	4M PER FOOT	ATTEN DB PER 100 METER	ATTEN DB PER 1000 FEET	DECAY RATE DB PER SECOND
24	10000	5.0	.03593	.14373	.01095	.04381	15.605	47.567	53.929
24	10000	10.0	.06637	.26549	.02023	.08092	28.825	87.862	99.613
24	10000	15.0	.06957	.27828	.02120	.08482	30.215	92.097	104.414
24	10000	20.0	.05895	.23583	.01797	.07188	25.606	78.048	88.487
24	10000	25.0	.04699	.18797	.01432	.05729	20.409	62.208	70.528
24	10000	30.0	.03942	.15771	.01201	.04807	17.123	52.193	59.174
24	10000	35.0	.03377	.13510	.01029	.04117	14.668	44.710	50.690
24	10000	40.0	.02952	.11811	.00900	.03600	12.824	39.090	44.318
24	10000	45.0	.02653	.10614	.00808	.03235	11.524	35.128	39.826
24	10000	46.0	.02597	.10389	.00791	.03166	11.280	34.383	38.982
24	10000	47.0	.02543	.10173	.00775	.03100	11.045	33.666	38.169
24	10000	48.0	.02492	.09971	.00759	.03039	10.826	32.999	37.412
24	10000	49.0	.02446	.09784	.00745	.02982	10.623	32.381	36.711
24	10000	50.0	.02399	.09597	.00731	.02925	10.420	31.763	36.011
24	10000	51.0	.02356	.09425	.00718	.02872	10.233	31.192	35.364
24	10000	52.0	.02316	.09267	.00706	.02824	10.062	30.671	34.773
24	10000	53.0	.02280	.09122	.00695	.02780	9.904	30.190	34.228
24	10000	54.0	.02244	.08977	.00684	.02736	9.747	29.709	33.683
24	10000	55.0	.02212	.08849	.00674	.02697	9.608	29.285	33.202
24	10000	60.0	.02071	.08287	.00631	.02525	8.997	27.425	31.094
24	10000	65.0	.01954	.07817	.00595	.02382	8.488	25.872	29.332
24	10000	70.0	.01878	.07515	.00572	.02290	8.159	24.871	28.197
24	10000	75.0	.01820	.07282	.00554	.02219	7.907	24.101	27.325
24	10000	80.0	.01764	.07056	.00537	.02150	7.661	23.351	26.474
24	10000	85.0	.01728	.06913	.00526	.02107	7.505	22.878	25.938
24	10000	90.0	.01700	.06803	.00518	.02073	7.386	22.514	25.526
24	10000	95.0	.01674	.06699	.00510	.02042	7.274	22.171	25.137
24	10000	100.0	.01648	.06595	.00502	.02010	7.161	21.828	24.748

TABULATION OF DATA FOR  
 ABSORPTION OF SOUND IN AIR VERSUS PERCENT RELATIVE HUMIDITY  
 AT 24 DEGREES CENTIGRADE FOR A FREQUENCY OF 12500 HERTZ

(1)	(2)	(3)	(4)	(5)	(6)	(7)	(8)	(9)	(10)
TEMP	FREQ	REL	ATTEN	4M	ATTEN	4M	ATTEN	ATTEN	DECAY
DEGR		HUM	COEF		COEF		DB PER	DB PER	RATE
CENT	HERTZ	PER	PER	PER	PER	PER	100	1000	DB PER
		CENT	METER	METER	FOOT	FOOT	METER	FEET	SECOND
24	12500	5.0	.04094	.16376	.01247	.04991	17.780	54.195	61.443
24	12500	10.0	.07713	.30854	.02351	.09404	33.500	102.110	115.766
24	12500	15.0	.08948	.35795	.02727	.10910	38.864	118.460	134.304
24	12500	20.0	.08304	.33216	.02531	.10124	36.065	109.927	124.630
24	12500	25.0	.06915	.27661	.02107	.08431	30.033	91.542	103.786
24	12500	30.0	.05728	.22913	.01745	.06983	24.878	75.829	85.971
24	12500	35.0	.04968	.19872	.01514	.06056	21.576	65.764	74.560
24	12500	40.0	.04357	.17431	.01328	.05312	18.925	57.686	65.401
24	12500	45.0	.03879	.15519	.01182	.04730	16.850	51.361	58.231
24	12500	46.0	.03801	.15206	.01158	.04634	16.510	50.323	57.054
24	12500	47.0	.03728	.14912	.01136	.04545	16.191	49.351	55.951
24	12500	48.0	.03658	.14633	.01115	.04460	15.887	48.426	54.903
24	12500	49.0	.03591	.14365	.01094	.04378	15.597	47.541	53.899
24	12500	50.0	.03529	.14116	.01075	.04302	15.327	46.718	52.966
24	12500	51.0	.03470	.13883	.01057	.04231	15.074	45.946	52.091
24	12500	52.0	.03413	.13653	.01040	.04161	14.823	45.183	51.226
24	12500	53.0	.03351	.13404	.01021	.04085	14.553	44.360	50.293
24	12500	54.0	.03293	.13172	.01003	.04014	14.301	43.591	49.421
24	12500	55.0	.03237	.12951	.00986	.03947	14.062	42.861	48.594
24	12500	60.0	.03001	.12004	.00914	.03658	13.033	39.726	45.039
24	12500	65.0	.02819	.11277	.00859	.03437	12.244	37.320	42.312
24	12500	70.0	.02671	.10687	.00814	.03257	11.604	35.370	40.100
24	12500	75.0	.02552	.10211	.00778	.03112	11.087	33.794	38.314
24	12500	80.0	.02471	.09884	.00753	.03012	10.732	32.713	37.088
24	12500	85.0	.02406	.09626	.00733	.02934	10.451	31.857	36.118
24	12500	90.0	.02341	.09366	.00713	.02855	10.170	30.998	35.144
24	12500	95.0	.02294	.09179	.00699	.02797	9.966	30.379	34.442
24	12500	100.0	.02262	.09050	.00689	.02758	9.827	29.953	33.959

TABULATION OF DATA FOR  
 ABSORPTION OF SOUND IN AIR VERSUS PERCENT RELATIVE HUMIDITY  
 AT 25 DEGREES CENTIGRADE FOR A FREQUENCY OF 125 HERTZ

(1)	(2)	(3)	(4)	(5)	(6)	(7)	(8)	(9)	(10)
TEMP	FREQ	REL	ATTEN	4M	ATTEN	4M	ATTEN	ATTEN	DECAY
DEGR	HERTZ	HUM	COEF		COEF		DB PER	DB PER	RATE
CENT		PER	PER	PER	PER	PER	100	1000	DB PER
		CENT	METER	METER	FOOT	FOOT	METER	FEET	SECOND
25	125	5.0	.00017	.00070	.00005	.00021	.076	.233	.265
25	125	10.0	.00013	.00054	.00004	.00016	.059	.179	.204
25	125	15.0	.00011	.00046	.00003	.00014	.050	.154	.175
25	125	20.0	.00010	.00041	.00003	.00012	.045	.138	.157
25	125	25.0	.00009	.00038	.00002	.00011	.041	.127	.145
25	125	30.0	.00009	.00036	.00002	.00011	.039	.119	.135
25	125	35.0	.00008	.00034	.00002	.00010	.036	.112	.128
25	125	40.0	.00008	.00032	.00002	.00009	.035	.107	.122
25	125	45.0	.00007	.00031	.00002	.00009	.033	.102	.116
25	125	46.0	.00007	.00030	.00002	.00009	.033	.102	.115
25	125	47.0	.00007	.00030	.00002	.00009	.033	.101	.114
25	125	48.0	.00007	.00030	.00002	.00009	.032	.100	.113
25	125	49.0	.00007	.00030	.00002	.00009	.032	.099	.113
25	125	50.0	.00007	.00029	.00002	.00009	.032	.098	.112
25	125	51.0	.00007	.00029	.00002	.00009	.032	.098	.111
25	125	52.0	.00007	.00029	.00002	.00008	.031	.097	.110
25	125	53.0	.00007	.00029	.00002	.00008	.031	.096	.109
25	125	54.0	.00007	.00029	.00002	.00008	.031	.096	.109
25	125	55.0	.00007	.00028	.00002	.00008	.031	.095	.108
25	125	60.0	.00006	.00027	.00002	.00008	.030	.091	.104
25	125	65.0	.00006	.00026	.00002	.00008	.028	.088	.100
25	125	70.0	.00006	.00025	.00001	.00007	.027	.084	.096
25	125	75.0	.00006	.00024	.00001	.00007	.026	.081	.092
25	125	80.0	.00005	.00023	.00001	.00007	.025	.078	.089
25	125	85.0	.00005	.00023	.00001	.00007	.025	.076	.087
25	125	90.0	.00005	.00022	.00001	.00006	.024	.074	.084
25	125	95.0	.00005	.00021	.00001	.00006	.023	.072	.082
25	125	100.0	.00005	.00021	.00001	.00006	.023	.070	.080

TABULATION OF DATA FOR  
 ABSORPTION OF SOUND IN AIR VERSUS PERCENT RELATIVE HUMIDITY  
 AT 25 DEGREES CENTIGRADE FOR A FREQUENCY OF 250 HERTZ

(1)	(2)	(3)	(4)	(5)	(6)	(7)	(8)	(9)	(10)
TEMP DEGR CENT	FREQ HERTZ	REL HUM PER CENT	ATTEN COEF PER METER	4M PER METER	ATTEN COEF PER FOOT	4M PER FOOT	ATTEN DB PER 100 METER	ATTEN DB PER 1000 FEET	DECAY RATE DB PER SECOND
25	250	5.0	.00044	.00176	.00013	.00053	.191	.584	.664
25	250	10.0	.00030	.00122	.00009	.00037	.133	.406	.461
25	250	15.0	.00026	.00104	.00007	.00031	.113	.347	.394
25	250	20.0	.00023	.00094	.00007	.00028	.102	.312	.354
25	250	25.0	.00021	.00086	.00006	.00026	.094	.287	.326
25	250	30.0	.00020	.00081	.00006	.00024	.088	.269	.305
25	250	35.0	.00019	.00076	.00005	.00023	.083	.254	.288
25	250	40.0	.00018	.00073	.00005	.00022	.079	.242	.274
25	250	45.0	.00017	.00069	.00005	.00021	.075	.231	.262
25	250	46.0	.00017	.00069	.00005	.00021	.075	.229	.260
25	250	47.0	.00017	.00068	.00005	.00020	.074	.227	.258
25	250	48.0	.00017	.00068	.00005	.00020	.074	.225	.256
25	250	49.0	.00016	.00067	.00005	.00020	.073	.224	.254
25	250	50.0	.00016	.00067	.00005	.00020	.072	.222	.252
25	250	51.0	.00016	.00066	.00005	.00020	.072	.221	.251
25	250	52.0	.00016	.00066	.00005	.00020	.072	.219	.249
25	250	53.0	.00016	.00065	.00005	.00020	.071	.218	.247
25	250	54.0	.00016	.00065	.00004	.00019	.071	.216	.246
25	250	55.0	.00016	.00065	.00004	.00019	.070	.215	.244
25	250	60.0	.00015	.00062	.00004	.00019	.068	.208	.236
25	250	65.0	.00015	.00061	.00004	.00018	.066	.201	.229
25	250	70.0	.00014	.00059	.00004	.00018	.064	.196	.223
25	250	75.0	.00014	.00057	.00004	.00017	.062	.191	.217
25	250	80.0	.00014	.00056	.00004	.00017	.061	.186	.211
25	250	85.0	.00013	.00054	.00004	.00016	.059	.181	.205
25	250	90.0	.00013	.00053	.00004	.00016	.057	.176	.200
25	250	95.0	.00012	.00051	.00003	.00015	.056	.171	.194
25	250	100.0	.00012	.00050	.00003	.00015	.054	.166	.188



TABULATION OF DATA FOR  
 ABSORPTION OF SOUND IN AIR VERSUS PERCENT RELATIVE HUMIDITY  
 AT 25 DEGREES CENTIGRADE FOR A FREQUENCY OF 500 HERTZ

(1)	(2)	(3)	(4)	(5)	(6)	(7)	(8)	(9)	(10)
TEMP	FREQ	REL	ATTEN	4M	ATTEN	4M	ATTEN	ATTEN	DECAY
DEGR	HERTZ	HUM	COEF	PER	COEF	PER	DB PER	DB PER	RATE
CENT		PER	PER	METER	PER	FOOT	100	1000	DB PER
		CENT	METER	METER	FOOT	FOOT	METER	FEET	SECOND
25	500	5.0	.00130	.00523	.00039	.00159	.568	1.731	1.966
25	500	10.0	.00071	.00284	.00021	.00086	.309	.942	1.070
25	500	15.0	.00061	.00245	.00018	.00074	.266	.812	.922
25	500	20.0	.00054	.00219	.00016	.00067	.238	.727	.826
25	500	25.0	.00050	.00201	.00015	.00061	.218	.667	.757
25	500	30.0	.00047	.00189	.00014	.00057	.205	.625	.710
25	500	35.0	.00044	.00178	.00013	.00054	.194	.591	.671
25	500	40.0	.00042	.00169	.00012	.00051	.184	.562	.638
25	500	45.0	.00040	.00163	.00012	.00049	.177	.539	.613
25	500	46.0	.00040	.00161	.00012	.00049	.175	.535	.607
25	500	47.0	.00040	.00160	.00012	.00048	.174	.530	.602
25	500	48.0	.00039	.00159	.00012	.00048	.172	.526	.597
25	500	49.0	.00039	.00158	.00012	.00048	.171	.522	.593
25	500	50.0	.00039	.00157	.00011	.00047	.170	.519	.590
25	500	51.0	.00038	.00155	.00011	.00047	.169	.516	.586
25	500	52.0	.00038	.00154	.00011	.00047	.168	.512	.582
25	500	53.0	.00038	.00153	.00011	.00046	.167	.509	.578
25	500	54.0	.00038	.00152	.00011	.00046	.166	.506	.574
25	500	55.0	.00037	.00151	.00011	.00046	.164	.502	.570
25	500	60.0	.00036	.00146	.00011	.00044	.159	.485	.551
25	500	65.0	.00035	.00142	.00010	.00043	.154	.471	.535
25	500	70.0	.00034	.00138	.00010	.00042	.150	.458	.521
25	500	75.0	.00033	.00135	.00010	.00041	.147	.448	.509
25	500	80.0	.00033	.00132	.00010	.00040	.143	.438	.498
25	500	85.0	.00032	.00129	.00009	.00039	.140	.428	.486
25	500	90.0	.00031	.00126	.00009	.00038	.137	.419	.476
25	500	95.0	.00031	.00124	.00009	.00037	.134	.410	.466
25	500	100.0	.00030	.00121	.00009	.00037	.132	.403	.458

TABULATION OF DATA FOR  
 ABSORPTION OF SOUND IN AIR VERSUS PERCENT RELATIVE HUMIDITY  
 AT 25 DEGREES CENTIGRADE FOR A FREQUENCY OF 1000 HERTZ

(1)	(2)	(3)	(4)	(5)	(6)	(7)	(8)	(9)	(10)
TEMP DEGR CENT	FREQ HERTZ	REL HUM PER CENT	ATTEN COEF PER METER	4M PER METER	ATTEN COEF PER FOOT	4M PER FOOT	ATTEN DB PER 100 METER	ATTEN DB PER 1000 FEET	DECAY RATE DB PER SECOND
25	1000	5.0	.00446	.01787	.00136	.00544	1.940	5.914	6.717
25	1000	10.0	.00211	.00844	.00064	.00257	.916	2.794	3.173
25	1000	15.0	.00151	.00604	.00046	.00184	.656	2.000	2.271
25	1000	20.0	.00133	.00533	.00040	.00162	.579	1.765	2.005
25	1000	25.0	.00123	.00493	.00037	.00150	.535	1.633	1.855
25	1000	30.0	.00115	.00461	.00035	.00140	.501	1.527	1.734
25	1000	35.0	.00108	.00433	.00033	.00132	.471	1.436	1.630
25	1000	40.0	.00103	.00412	.00031	.00125	.448	1.365	1.550
25	1000	45.0	.00099	.00396	.00030	.00120	.430	1.311	1.489
25	1000	46.0	.00098	.00393	.00029	.00119	.426	1.300	1.477
25	1000	47.0	.00097	.00390	.00029	.00118	.423	1.290	1.465
25	1000	48.0	.00096	.00387	.00029	.00118	.420	1.282	1.456
25	1000	49.0	.00096	.00384	.00029	.00117	.417	1.273	1.446
25	1000	50.0	.00095	.00382	.00029	.00116	.414	1.264	1.436
25	1000	51.0	.00094	.00379	.00028	.00115	.412	1.256	1.426
25	1000	52.0	.00094	.00376	.00028	.00114	.409	1.247	1.416
25	1000	53.0	.00093	.00374	.00028	.00114	.406	1.239	1.407
25	1000	54.0	.00092	.00371	.00028	.00113	.403	1.230	1.397
25	1000	55.0	.00092	.00369	.00028	.00112	.401	1.222	1.388
25	1000	60.0	.00089	.00357	.00027	.00108	.388	1.183	1.343
25	1000	65.0	.00086	.00347	.00026	.00105	.376	1.148	1.304
25	1000	70.0	.00084	.00338	.00025	.00103	.367	1.120	1.272
25	1000	75.0	.00082	.00330	.00025	.00100	.358	1.093	1.241
25	1000	80.0	.00080	.00322	.00024	.00098	.350	1.068	1.213
25	1000	85.0	.00079	.00316	.00024	.00096	.343	1.047	1.189
25	1000	90.0	.00077	.00310	.00023	.00094	.336	1.026	1.165
25	1000	95.0	.00075	.00303	.00023	.00092	.330	1.005	1.142
25	1000	100.0	.00074	.00298	.00022	.00090	.323	.986	1.120

TABULATION OF DATA FOR  
 ABSORPTION OF SOUND IN AIR VERSUS PERCENT RELATIVE HUMIDITY  
 AT 25 DEGREES CENTIGRADE FOR A FREQUENCY OF 2000 HERTZ

(1)	(2)	(3)	(4)	(5)	(6)	(7)	(8)	(9)	(10)
TEMP	FREQ	REL	ATTEN	4M	ATTEN	4M	ATTEN	ATTEN	DECAY
DEGR		HUM	COEF		COEF		DB PER	DB PER	RATE
CENT	HERTZ	PER	PER	PER	PER	PER	100	1000	DB PER
		CENT	METER	METER	FOOT	FOOT	METER	FEET	SECOND
25	2000	5.0	.01352	.05410	.00412	.01649	5.874	17.906	20.336
25	2000	10.0	.00739	.02959	.00225	.00902	3.213	9.794	11.123
25	2000	15.0	.00477	.01911	.00145	.00582	2.075	6.325	7.183
25	2000	20.0	.00359	.01438	.00109	.00438	1.561	4.759	5.405
25	2000	25.0	.00308	.01233	.00094	.00376	1.339	4.083	4.637
25	2000	30.0	.00284	.01136	.00086	.00346	1.233	3.761	4.271
25	2000	35.0	.00269	.01077	.00082	.00328	1.169	3.565	4.049
25	2000	40.0	.00257	.01029	.00078	.00313	1.117	3.405	3.867
25	2000	45.0	.00246	.00986	.00075	.00300	1.071	3.265	3.709
25	2000	46.0	.00244	.00979	.00074	.00298	1.063	3.241	3.681
25	2000	47.0	.00243	.00972	.00074	.00296	1.055	3.217	3.654
25	2000	48.0	.00241	.00964	.00073	.00294	1.047	3.193	3.626
25	2000	49.0	.00239	.00957	.00072	.00291	1.039	3.169	3.599
25	2000	50.0	.00237	.00950	.00072	.00289	1.032	3.145	3.572
25	2000	51.0	.00235	.00943	.00071	.00287	1.024	3.121	3.545
25	2000	52.0	.00234	.00936	.00071	.00285	1.016	3.097	3.518
25	2000	53.0	.00232	.00929	.00070	.00283	1.008	3.074	3.492
25	2000	54.0	.00230	.00922	.00070	.00281	1.001	3.053	3.468
25	2000	55.0	.00229	.00916	.00069	.00279	.995	3.033	3.444
25	2000	60.0	.00221	.00884	.00067	.00269	.960	2.928	3.325
25	2000	65.0	.00215	.00860	.00065	.00262	.934	2.848	3.234
25	2000	70.0	.00209	.00839	.00063	.00255	.911	2.778	3.155
25	2000	75.0	.00205	.00820	.00062	.00250	.890	2.715	3.084
25	2000	80.0	.00200	.00803	.00061	.00244	.872	2.658	3.019
25	2000	85.0	.00196	.00787	.00060	.00240	.855	2.606	2.959
25	2000	90.0	.00193	.00772	.00058	.00235	.838	2.555	2.902
25	2000	95.0	.00189	.00756	.00057	.00230	.821	2.505	2.845
25	2000	100.0	.00185	.00743	.00056	.00226	.807	2.460	2.794

TABULATION OF DATA FOR  
 ABSORPTION OF SOUND IN AIR VERSUS PERCENT RELATIVE HUMIDITY  
 AT 25 DEGREES CENTIGRADE FOR A FREQUENCY OF 2500 HERTZ

(1)	(2)	(3)	(4)	(5)	(6)	(7)	(8)	(9)	(10)
TEMP DEGR CENT	FREQ HERTZ	REL HUM PER CENT	ATTEN COEF PER METER	4M PER METER	ATTEN COEF PER FOOT	4M PER FOOT	ATTEN DB PER 100 METER	ATTEN DB PER 1000 FEET	DECAY RATE DB PER SECOND
25	2500	5.0	.01723	.06895	.00525	.02101	7.486	22.819	25.915
25	2500	10.0	.01082	.04331	.00330	.01320	4.703	14.335	16.280
25	2500	15.0	.00702	.02808	.00214	.00856	3.049	9.294	10.555
25	2500	20.0	.00520	.02080	.00158	.00634	2.259	6.886	7.820
25	2500	25.0	.00426	.01706	.00130	.00520	1.853	5.648	6.415
25	2500	30.0	.00382	.01530	.00116	.00466	1.661	5.063	5.750
25	2500	35.0	.00359	.01438	.00109	.00438	1.561	4.759	5.405
25	2500	40.0	.00343	.01373	.00104	.00418	1.491	4.545	5.162
25	2500	45.0	.00329	.01319	.00100	.00402	1.432	4.365	4.958
25	2500	46.0	.00327	.01310	.00099	.00399	1.422	4.335	4.924
25	2500	47.0	.00325	.01301	.00099	.00396	1.412	4.305	4.890
25	2500	48.0	.00323	.01292	.00098	.00393	1.402	4.275	4.856
25	2500	49.0	.00320	.01282	.00097	.00391	1.392	4.245	4.821
25	2500	50.0	.00318	.01273	.00097	.00388	1.383	4.215	4.787
25	2500	51.0	.00316	.01264	.00096	.00385	1.373	4.185	4.753
25	2500	52.0	.00313	.01255	.00095	.00382	1.363	4.155	4.719
25	2500	53.0	.00311	.01247	.00095	.00380	1.354	4.127	4.688
25	2500	54.0	.00309	.01239	.00094	.00377	1.345	4.102	4.658
25	2500	55.0	.00307	.01231	.00093	.00375	1.337	4.076	4.629
25	2500	60.0	.00298	.01192	.00090	.00363	1.295	3.947	4.483
25	2500	65.0	.00289	.01157	.00088	.00352	1.256	3.831	4.351
25	2500	70.0	.00280	.01123	.00085	.00342	1.220	3.718	4.223
25	2500	75.0	.00274	.01097	.00083	.00334	1.191	3.632	4.125
25	2500	80.0	.00268	.01074	.00081	.00327	1.166	3.555	4.038
25	2500	85.0	.00263	.01054	.00080	.00321	1.144	3.488	3.961
25	2500	90.0	.00258	.01033	.00078	.00315	1.122	3.420	3.884
25	2500	95.0	.00254	.01016	.00077	.00309	1.103	3.364	3.820
25	2500	100.0	.00249	.00999	.00076	.00304	1.085	3.308	3.757

TABULATION OF DATA FOR  
 ABSORPTION OF SOUND IN AIR VERSUS PERCENT RELATIVE HUMIDITY  
 AT 25 DEGREES CENTIGRADE FOR A FREQUENCY OF 3200 HERTZ

(1)	(2)	(3)	(4)	(5)	(6)	(7)	(8)	(9)	(10)
TEMP DEGR CENT	FREQ HERTZ	REL HUM PER CENT	ATTEN COEF PER METER	4M PER METER	ATTEN COEF PER FOOT	4M PER FOOT	ATTEN DB PER 100 METER	ATTEN DB PER 1000 FEET	DECAY RATE DB PER SECOND
25	3200	5.0	.02157	.08631	.00657	.02630	9.371	28.564	32.441
25	3200	10.0	.01678	.06713	.00511	.02046	7.289	22.219	25.234
25	3200	15.0	.01090	.04360	.00332	.01329	4.734	14.430	16.389
25	3200	20.0	.00800	.03203	.00244	.00976	3.477	10.600	12.038
25	3200	25.0	.00638	.02555	.00194	.00779	2.775	8.458	9.606
25	3200	30.0	.00548	.02192	.00167	.00668	2.380	7.256	8.241
25	3200	35.0	.00501	.02006	.00152	.00611	2.178	6.641	7.543
25	3200	40.0	.00473	.01893	.00144	.00577	2.056	6.267	7.117
25	3200	45.0	.00455	.01820	.00138	.00554	1.976	6.023	6.840
25	3200	46.0	.00451	.01806	.00137	.00550	1.960	5.977	6.788
25	3200	47.0	.00448	.01794	.00136	.00546	1.948	5.938	6.743
25	3200	48.0	.00445	.01782	.00135	.00543	1.935	5.899	6.699
25	3200	49.0	.00442	.01770	.00134	.00539	1.922	5.859	6.655
25	3200	50.0	.00439	.01758	.00134	.00536	1.909	5.820	6.610
25	3200	51.0	.00436	.01747	.00133	.00532	1.896	5.781	6.566
25	3200	52.0	.00433	.01735	.00132	.00528	1.884	5.742	6.522
25	3200	53.0	.00430	.01723	.00131	.00525	1.871	5.703	6.477
25	3200	54.0	.00428	.01713	.00130	.00522	1.860	5.670	6.440
25	3200	55.0	.00425	.01703	.00129	.00519	1.849	5.638	6.403
25	3200	60.0	.00413	.01654	.00126	.00504	1.796	5.475	6.218
25	3200	65.0	.00402	.01609	.00122	.00490	1.747	5.326	6.049
25	3200	70.0	.00391	.01567	.00119	.00477	1.701	5.187	5.891
25	3200	75.0	.00382	.01528	.00116	.00465	1.659	5.057	5.743
25	3200	80.0	.00372	.01491	.00113	.00454	1.619	4.935	5.604
25	3200	85.0	.00364	.01456	.00110	.00443	1.581	4.820	5.474
25	3200	90.0	.00357	.01431	.00109	.00436	1.553	4.736	5.379
25	3200	95.0	.00351	.01406	.00107	.00428	1.526	4.654	5.285
25	3200	100.0	.00346	.01384	.00105	.00421	1.502	4.580	5.202

TABULATION OF DATA FOR  
 ABSORPTION OF SOUND IN AIR VERSUS PERCENT RELATIVE HUMIDITY  
 AT 25 DEGREES CENTIGRADE FOR A FREQUENCY OF 4000 HERTZ

(1)	(2)	(3)	(4)	(5)	(6)	(7)	(8)	(9)	(10)
TEMP DEGR CENT	FREQ HERTZ	REL HUM PER CENT	ATTEN COEF PER METER	4M PER METER	ATTEN COEF PER FOOT	4M PER FOOT	ATTEN DB PER 100 METER	ATTEN DB PER 1000 FEET	DECAY RATE DB PER SECOND
25	4000	5.0	.02530	.10121	.00771	.03085	10.989	33.496	38.042
25	4000	10.0	.02412	.09651	.00735	.02941	10.478	31.939	36.274
25	4000	15.0	.01588	.06353	.00484	.01936	6.898	21.025	23.879
25	4000	20.0	.01171	.04686	.00357	.01428	5.088	15.510	17.615
25	4000	25.0	.00932	.03728	.00284	.01136	4.048	12.339	14.014
25	4000	30.0	.00782	.03130	.00238	.00954	3.399	10.361	11.767
25	4000	35.0	.00691	.02765	.00210	.00843	3.002	9.153	10.395
25	4000	40.0	.00642	.02570	.00195	.00783	2.791	8.508	9.662
25	4000	45.0	.00608	.02435	.00185	.00742	2.644	8.060	9.154
25	4000	46.0	.00604	.02417	.00184	.00736	2.624	8.000	9.086
25	4000	47.0	.00600	.02401	.00183	.00732	2.607	7.947	9.026
25	4000	48.0	.00596	.02385	.00181	.00727	2.590	7.894	8.966
25	4000	49.0	.00592	.02369	.00180	.00722	2.572	7.841	8.906
25	4000	50.0	.00588	.02353	.00179	.00717	2.555	7.789	8.846
25	4000	51.0	.00584	.02337	.00178	.00712	2.538	7.736	8.785
25	4000	52.0	.00580	.02321	.00176	.00707	2.520	7.683	8.725
25	4000	53.0	.00576	.02306	.00175	.00703	2.504	7.633	8.669
25	4000	54.0	.00573	.02293	.00174	.00699	2.490	7.590	8.621
25	4000	55.0	.00570	.02280	.00173	.00695	2.476	7.548	8.573
25	4000	60.0	.00554	.02216	.00168	.00675	2.407	7.336	8.332
25	4000	65.0	.00540	.02161	.00164	.00658	2.346	7.151	8.122
25	4000	70.0	.00526	.02107	.00160	.00642	2.288	6.975	7.922
25	4000	75.0	.00514	.02059	.00156	.00627	2.236	6.817	7.742
25	4000	80.0	.00503	.02014	.00153	.00613	2.186	6.665	7.570
25	4000	85.0	.00492	.01970	.00150	.00600	2.139	6.520	7.405
25	4000	90.0	.00482	.01930	.00147	.00588	2.095	6.388	7.255
25	4000	95.0	.00472	.01890	.00144	.00576	2.052	6.256	7.105
25	4000	100.0	.00464	.01858	.00141	.00566	2.017	6.149	6.984

TABULATION OF DATA FOR  
 ABSORPTION OF SOUND IN AIR VERSUS PERCENT RELATIVE HUMIDITY  
 AT 25 DEGREES CENTIGRADE FOR A FREQUENCY OF 5000 HERTZ

(1)	(2)	(3)	(4)	(5)	(6)	(7)	(8)	(9)	(10)
TEMP DEGR CENT	FREQ HERTZ	REL HUM PER CENT	ATTEN COEF PER METER	4M PER METER	ATTEN COEF PER FOOT	4M PER FOOT	ATTEN DB PER 100 METER	ATTEN DB PER 1000 FEET	DECAY RATE DB PER SECOND
25	5000	5.0	.02818	.11275	.00859	.03436	12.242	37.314	42.378
25	5000	10.0	.03340	.13362	.01018	.04072	14.508	44.223	50.224
25	5000	15.0	.02340	.09362	.00713	.02853	10.165	30.985	35.190
25	5000	20.0	.01745	.06980	.00531	.02127	7.579	23.102	26.237
25	5000	25.0	.01375	.05501	.00419	.01676	5.973	18.207	20.678
25	5000	30.0	.01146	.04585	.00349	.01397	4.978	15.175	17.234
25	5000	35.0	.00994	.03976	.00303	.01212	4.317	13.161	14.947
25	5000	40.0	.00893	.03573	.00272	.01089	3.879	11.824	13.429
25	5000	45.0	.00836	.03345	.00254	.01019	3.632	11.072	12.575
25	5000	46.0	.00827	.03309	.00252	.01008	3.593	10.953	12.440
25	5000	47.0	.00816	.03266	.00248	.00995	3.546	10.811	12.278
25	5000	48.0	.00807	.03228	.00246	.00984	3.505	10.685	12.136
25	5000	49.0	.00799	.03197	.00243	.00974	3.471	10.581	12.017
25	5000	50.0	.00792	.03169	.00241	.00966	3.441	10.490	11.913
25	5000	51.0	.00786	.03145	.00239	.00958	3.415	10.410	11.823
25	5000	52.0	.00781	.03126	.00238	.00952	3.394	10.345	11.749
25	5000	53.0	.00776	.03106	.00236	.00946	3.372	10.280	11.675
25	5000	54.0	.00772	.03088	.00235	.00941	3.353	10.220	11.607
25	5000	55.0	.00767	.03071	.00234	.00936	3.334	10.163	11.543
25	5000	60.0	.00746	.02985	.00227	.00909	3.241	9.878	11.219
25	5000	65.0	.00728	.02912	.00221	.00887	3.161	9.637	10.944
25	5000	70.0	.00710	.02843	.00216	.00866	3.086	9.409	10.686
25	5000	75.0	.00695	.02783	.00212	.00848	3.021	9.210	10.460
25	5000	80.0	.00681	.02725	.00207	.00830	2.959	9.020	10.245
25	5000	85.0	.00667	.02671	.00203	.00814	2.900	8.842	10.042
25	5000	90.0	.00655	.02622	.00199	.00799	2.847	8.679	9.857
25	5000	95.0	.00643	.02573	.00196	.00784	2.794	8.516	9.672
25	5000	100.0	.00632	.02528	.00192	.00770	2.745	8.366	9.502

TABULATION OF DATA FOR  
 ABSORPTION OF SOUND IN AIR VERSUS PERCENT RELATIVE HUMIDITY  
 AT 25 DEGREES CENTIGRADE FOR A FREQUENCY OF 5940 HERTZ

(1)	(2)	(3)	(4)	(5)	(6)	(7)	(8)	(9)	(10)
TEMP	FREQ	REL	ATTEN	4M	ATTEN	4M	ATTEN	ATTEN	DECAY
DEGR		HUM	COEF		COEF		DB PER	DB PER	RATE
CENT	HERTZ	PER	PER	PER	PER	PER	100	1000	DB PER
		CENT	METER	METER	FOOT	FOOT	METER	FEET	SECOND
25	5940	5.0	.02993	.11972	.00912	.03649	12.998	39.621	44.998
25	5940	10.0	.04133	.16535	.01259	.05039	17.953	54.721	62.148
25	5940	15.0	.03196	.12785	.00974	.03897	13.882	42.313	48.055
25	5940	20.0	.02362	.09449	.00720	.02880	10.260	31.272	35.517
25	5940	25.0	.01869	.07476	.00569	.02278	8.117	24.743	28.101
25	5940	30.0	.01556	.06227	.00474	.01898	6.761	20.607	23.404
25	5940	35.0	.01335	.05341	.00407	.01628	5.799	17.676	20.075
25	5940	40.0	.01189	.04757	.00362	.01450	5.165	15.745	17.882
25	5940	45.0	.01083	.04333	.00330	.01320	4.705	14.342	16.288
25	5940	46.0	.01067	.04270	.00325	.01301	4.636	14.132	16.049
25	5940	47.0	.01054	.04219	.00321	.01286	4.581	13.965	15.860
25	5940	48.0	.01043	.04174	.00318	.01272	4.532	13.814	15.689
25	5940	49.0	.01032	.04129	.00314	.01258	4.483	13.664	15.519
25	5940	50.0	.01021	.04085	.00311	.01245	4.435	13.519	15.353
25	5940	51.0	.01012	.04048	.00308	.01234	4.395	13.399	15.217
25	5940	52.0	.01002	.04009	.00305	.01221	4.352	13.267	15.068
25	5940	53.0	.00990	.03963	.00302	.01208	4.303	13.117	14.897
25	5940	54.0	.00980	.03923	.00298	.01195	4.260	12.985	14.747
25	5940	55.0	.00972	.03889	.00296	.01185	4.222	12.871	14.618
25	5940	60.0	.00942	.03769	.00287	.01148	4.092	12.474	14.167
25	5940	65.0	.00919	.03678	.00280	.01121	3.993	12.173	13.825
25	5940	70.0	.00897	.03591	.00273	.01094	3.899	11.885	13.498
25	5940	75.0	.00879	.03518	.00268	.01072	3.820	11.644	13.225
25	5940	80.0	.00861	.03446	.00262	.01050	3.741	11.404	12.952
25	5940	85.0	.00846	.03385	.00257	.01031	3.675	11.203	12.723
25	5940	90.0	.00831	.03324	.00253	.01013	3.609	11.003	12.496
25	5940	95.0	.00816	.03266	.00248	.00995	3.547	10.811	12.279
25	5940	100.0	.00803	.03215	.00244	.00979	3.490	10.640	12.084



TABULATION OF DATA FOR  
 ABSORPTION OF SOUND IN AIR VERSUS PERCENT RELATIVE HUMIDITY  
 AT 25 DEGREES CENTIGRADE FOR A FREQUENCY OF 6300 HERTZ

(1)	(2)	(3)	(4)	(5)	(6)	(7)	(8)	(9)	(10)
TEMP DEGR CENT	FREQ HERTZ	REL HUM PER CENT	ATTEN COEF PER METER	4M PER METER	ATTEN COEF PER FOOT	4M PER FOOT	ATTEN DB PER 100 METER	ATTEN DB PER 1000 FEET	DECAY RATE DB PER SECOND
25	6300	5.0	.03076	.12304	.00937	.03750	13.359	40.721	46.248
25	6300	10.0	.04413	.17654	.01345	.05381	19.168	58.425	66.354
25	6300	15.0	.03514	.14056	.01071	.04284	15.261	46.518	52.831
25	6300	20.0	.02593	.10375	.00790	.03162	11.265	34.338	38.998
25	6300	25.0	.02067	.08271	.00630	.02521	8.981	27.375	31.090
25	6300	30.0	.01713	.06852	.00522	.02088	7.440	22.678	25.755
25	6300	35.0	.01472	.05891	.00448	.01795	6.396	19.497	22.143
25	6300	40.0	.01303	.05215	.00397	.01589	5.662	17.258	19.600
25	6300	45.0	.01184	.04738	.00361	.01444	5.145	15.683	17.811
25	6300	46.0	.01166	.04664	.00355	.01421	5.064	15.436	17.531
25	6300	47.0	.01149	.04599	.00350	.01401	4.993	15.220	17.286
25	6300	48.0	.01134	.04537	.00345	.01382	4.926	15.014	17.052
25	6300	49.0	.01122	.04490	.00342	.01368	4.875	14.860	16.877
25	6300	50.0	.01110	.04443	.00338	.01354	4.824	14.706	16.702
25	6300	51.0	.01099	.04397	.00335	.01340	4.774	14.552	16.527
25	6300	52.0	.01088	.04355	.00331	.01327	4.728	14.413	16.369
25	6300	53.0	.01079	.04317	.00329	.01316	4.688	14.289	16.229
25	6300	54.0	.01068	.04274	.00325	.01302	4.641	14.146	16.066
25	6300	55.0	.01057	.04228	.00322	.01288	4.590	13.992	15.891
25	6300	60.0	.01018	.04075	.00310	.01242	4.424	13.486	15.316
25	6300	65.0	.00994	.03976	.00303	.01212	4.317	13.159	14.945
25	6300	70.0	.00970	.03883	.00295	.01183	4.216	12.851	14.595
25	6300	75.0	.00950	.03803	.00289	.01159	4.130	12.588	14.297
25	6300	80.0	.00932	.03729	.00284	.01136	4.049	12.342	14.017
25	6300	85.0	.00915	.03660	.00278	.01115	3.974	12.113	13.757
25	6300	90.0	.00899	.03598	.00274	.01096	3.906	11.908	13.524
25	6300	95.0	.00884	.03536	.00269	.01077	3.839	11.702	13.290
25	6300	100.0	.00870	.03480	.00265	.01060	3.778	11.517	13.080

TABULATION OF DATA FOR  
 ABSORPTION OF SOUND IN AIR VERSUS PERCENT RELATIVE HUMIDITY  
 AT 25 DEGREES CENTIGRADE FOR A FREQUENCY OF 8000 HERTZ

(1)	(2)	(3)	(4)	(5)	(6)	(7)	(8)	(9)	(10)
TEMP DEGR CENT	FREQ HERTZ	REL HUM PER CENT	ATTEN COEF PER METER	4M PER METER	ATTEN COEF PER FOOT	4M PER FOOT	ATTEN DB PER 100 METER	ATTEN DB PER 1000 FEET	DECAY RATE DB PER SECOND
25	8000	5.0	.03398	.13595	.01035	.04143	14.761	44.993	51.099
25	8000	10.0	.05649	.22597	.01721	.06887	24.535	74.785	84.935
25	8000	15.0	.05133	.20535	.01564	.06259	22.296	67.960	77.184
25	8000	20.0	.03900	.15602	.01188	.04755	16.939	51.633	58.640
25	8000	25.0	.03127	.12510	.00953	.03813	13.583	41.401	47.020
25	8000	30.0	.02584	.10337	.00787	.03150	11.223	34.211	38.854
25	8000	35.0	.02220	.08881	.00676	.02707	9.642	29.391	33.380
25	8000	40.0	.01954	.07816	.00595	.02382	8.486	25.868	29.379
25	8000	45.0	.01753	.07013	.00534	.02137	7.615	23.212	26.362
25	8000	46.0	.01722	.06891	.00525	.02100	7.482	22.808	25.903
25	8000	47.0	.01692	.06769	.00515	.02063	7.350	22.404	25.445
25	8000	48.0	.01666	.06666	.00507	.02031	7.238	22.062	25.056
25	8000	49.0	.01641	.06564	.00500	.02000	7.127	21.726	24.674
25	8000	50.0	.01613	.06455	.00491	.01967	7.008	21.363	24.262
25	8000	51.0	.01585	.06343	.00483	.01933	6.887	20.993	23.842
25	8000	52.0	.01562	.06251	.00476	.01905	6.787	20.687	23.495
25	8000	53.0	.01542	.06169	.00470	.01880	6.698	20.418	23.189
25	8000	54.0	.01523	.06093	.00464	.01857	6.616	20.165	22.902
25	8000	55.0	.01505	.06022	.00458	.01835	6.538	19.930	22.635
25	8000	60.0	.01438	.05755	.00438	.01754	6.249	19.048	21.633
25	8000	65.0	.01382	.05530	.00421	.01685	6.005	18.303	20.787
25	8000	70.0	.01343	.05375	.00409	.01638	5.836	17.790	20.204
25	8000	75.0	.01316	.05267	.00401	.01605	5.719	17.432	19.798
25	8000	80.0	.01291	.05165	.00393	.01574	5.608	17.096	19.416
25	8000	85.0	.01268	.05072	.00386	.01546	5.507	16.787	19.065
25	8000	90.0	.01247	.04991	.00380	.01521	5.419	16.518	18.759
25	8000	95.0	.01227	.04909	.00374	.01496	5.330	16.249	18.454
25	8000	100.0	.01209	.04838	.00368	.01474	5.253	16.013	18.186

TABULATION OF DATA FOR  
 ABSORPTION OF SOUND IN AIR VERSUS PERCENT RELATIVE HUMIDITY  
 AT 25 DEGREES CENTIGRADE FOR A FREQUENCY OF 10000 HERTZ

(1)	(2)	(3)	(4)	(5)	(6)	(7)	(8)	(9)	(10)
TEMP DEGR CENT	FREQ HERTZ	REL HUM PER CENT	ATTEN COEF PER METER	4M PER METER	ATTEN COEF PER FOOT	4M PER FOOT	ATTEN DB PER 100 METER	ATTEN DB PER 1000 FEET	DECAY RATE DB PER SECOND
25	10000	5.0	.03807	.15230	.01160	.04642	16.536	50.404	57.244
25	10000	10.0	.06889	.27557	.02099	.08399	29.920	91.197	103.574
25	10000	15.0	.06974	.27897	.02125	.08503	30.289	92.323	104.853
25	10000	20.0	.05733	.22933	.01747	.06990	24.899	75.895	86.195
25	10000	25.0	.04545	.18182	.01385	.05542	19.741	60.173	68.339
25	10000	30.0	.03820	.15283	.01164	.04658	16.594	50.580	57.445
25	10000	35.0	.03261	.13045	.00994	.03976	14.163	43.171	49.030
25	10000	40.0	.02867	.11468	.00873	.03495	12.451	37.954	43.105
25	10000	45.0	.02570	.10282	.00783	.03134	11.164	34.028	38.646
25	10000	46.0	.02518	.10072	.00767	.03069	10.935	33.332	37.856
25	10000	47.0	.02468	.09873	.00752	.03009	10.719	32.673	37.108
25	10000	48.0	.02418	.09674	.00737	.02948	10.504	32.017	36.362
25	10000	49.0	.02374	.09497	.00723	.02894	10.312	31.432	35.697
25	10000	50.0	.02334	.09338	.00711	.02846	10.139	30.905	35.099
25	10000	51.0	.02295	.09183	.00699	.02799	9.971	30.392	34.517
25	10000	52.0	.02259	.09036	.00688	.02754	9.811	29.905	33.964
25	10000	53.0	.02225	.08903	.00678	.02713	9.667	29.466	33.465
25	10000	54.0	.02192	.08771	.00668	.02673	9.523	29.027	32.966
25	10000	55.0	.02164	.08657	.00659	.02638	9.400	28.652	32.541
25	10000	60.0	.02024	.08099	.00617	.02468	8.793	26.803	30.440
25	10000	65.0	.01929	.07718	.00588	.02352	8.380	25.543	29.010
25	10000	70.0	.01863	.07454	.00568	.02272	8.093	24.669	28.017
25	10000	75.0	.01801	.07206	.00549	.02196	7.824	23.848	27.084
25	10000	80.0	.01759	.07036	.00536	.02144	7.639	23.286	26.446
25	10000	85.0	.01729	.06916	.00527	.02108	7.509	22.888	25.995
25	10000	90.0	.01701	.06805	.00518	.02074	7.389	22.523	25.579
25	10000	95.0	.01673	.06695	.00510	.02040	7.269	22.157	25.164
25	10000	100.0	.01651	.06605	.00503	.02013	7.171	21.859	24.826

TABULATION OF DATA FOR  
 ABSORPTION OF SOUND IN AIR VERSUS PERCENT RELATIVE HUMIDITY  
 AT 25 DEGREES CENTIGRADE FOR A FREQUENCY OF 12500 HERTZ

(1)	(2)	(3)	(4)	(5)	(6)	(7)	(8)	(9)	(10)
TEMP	FREQ	REL	ATTEN	4M	ATTEN	4M	ATTEN	ATTEN	DECAY
DEGR	HERTZ	HUM	COEF	PER	COEF	PER	DB PER	DB PER	RATE
CENT		PER	PER	METER	PER	FOOT	100	1000	DB PER
		CENT	METER	METER	FOOT	FOOT	METER	FEET	SECOND
25	12500	5.0	.04305	.17221	.01312	.05248	18.697	56.991	64.726
25	12500	10.0	.08094	.32379	.02467	.09869	35.156	107.158	121.700
25	12500	15.0	.09072	.36290	.02765	.11061	39.402	120.100	136.400
25	12500	20.0	.08208	.32832	.02501	.10007	35.647	108.655	123.401
25	12500	25.0	.06714	.26859	.02046	.08186	29.163	88.890	100.953
25	12500	30.0	.05587	.22349	.01703	.06812	24.265	73.963	84.000
25	12500	35.0	.04844	.19379	.01476	.05906	21.041	64.134	72.838
25	12500	40.0	.04234	.16938	.01290	.05162	18.390	56.054	63.662
25	12500	45.0	.03790	.15160	.01155	.04621	16.461	50.173	56.983
25	12500	46.0	.03715	.14863	.01132	.04530	16.137	49.188	55.863
25	12500	47.0	.03644	.14579	.01110	.04443	15.829	48.248	54.796
25	12500	48.0	.03578	.14315	.01090	.04363	15.543	47.376	53.806
25	12500	49.0	.03517	.14069	.01072	.04288	15.276	46.562	52.881
25	12500	50.0	.03455	.13822	.01053	.04213	15.008	45.745	51.954
25	12500	51.0	.03389	.13559	.01033	.04132	14.722	44.874	50.964
25	12500	52.0	.03329	.13317	.01014	.04059	14.459	44.072	50.053
25	12500	53.0	.03272	.13088	.00997	.03989	14.211	43.316	49.195
25	12500	54.0	.03218	.12873	.00980	.03923	13.977	42.603	48.385
25	12500	55.0	.03164	.12657	.00964	.03858	13.743	41.890	47.575
25	12500	60.0	.02944	.11776	.00897	.03589	12.786	38.972	44.261
25	12500	65.0	.02779	.11118	.00847	.03388	12.071	36.795	41.788
25	12500	70.0	.02632	.10529	.00802	.03209	11.432	34.847	39.576
25	12500	75.0	.02531	.10126	.00771	.03086	10.994	33.512	38.061
25	12500	80.0	.02458	.09833	.00749	.02997	10.676	32.541	36.957
25	12500	85.0	.02390	.09561	.00728	.02914	10.381	31.644	35.939
25	12500	90.0	.02336	.09345	.00712	.02848	10.147	30.928	35.126
25	12500	95.0	.02299	.09199	.00700	.02803	9.988	30.444	34.575
25	12500	100.0	.02269	.09076	.00691	.02766	9.854	30.038	34.114

TABULATION OF DATA FOR  
 ABSORPTION OF SOUND IN AIR VERSUS PERCENT RELATIVE HUMIDITY  
 AT 30 DEGREES CENTIGRADE FOR A FREQUENCY OF 125 HERTZ

(1)	(2)	(3)	(4)	(5)	(6)	(7)	(8)	(9)	(10)
TEMP DEGR CENT	FREQ HERTZ	REL HUM PER CENT	ATTEN COEF PER METER	4M PER METER	ATTEN COEF PER FOOT	4M PER FOOT	ATTEN DB PER 100 METER	ATTEN DB PER 1000 FEET	DECAY RATE DB PER SECOND
30	125	5.0	.00017	.00068	.00005	.00021	.074	.228	.261
30	125	10.0	.00013	.00052	.00004	.00016	.057	.175	.200
30	125	15.0	.00011	.00045	.00003	.00013	.049	.150	.172
30	125	20.0	.00010	.00041	.00003	.00012	.044	.136	.155
30	125	25.0	.00009	.00037	.00002	.00011	.040	.124	.142
30	125	30.0	.00008	.00035	.00002	.00010	.038	.117	.134
30	125	35.0	.00008	.00033	.00002	.00010	.036	.110	.126
30	125	40.0	.00007	.00031	.00002	.00009	.034	.104	.120
30	125	45.0	.00007	.00030	.00002	.00009	.032	.099	.114
30	125	46.0	.00007	.00029	.00002	.00009	.032	.098	.113
30	125	47.0	.00007	.00029	.00002	.00009	.032	.097	.112
30	125	48.0	.00007	.00029	.00002	.00008	.031	.096	.110
30	125	49.0	.00007	.00028	.00002	.00008	.031	.095	.109
30	125	50.0	.00007	.00028	.00002	.00008	.031	.094	.108
30	125	51.0	.00007	.00028	.00002	.00008	.030	.093	.107
30	125	52.0	.00007	.00028	.00002	.00008	.030	.092	.106
30	125	53.0	.00006	.00027	.00002	.00008	.030	.091	.105
30	125	54.0	.00006	.00027	.00002	.00008	.029	.090	.103
30	125	55.0	.00006	.00027	.00002	.00008	.029	.089	.102
30	125	60.0	.00006	.00025	.00001	.00007	.028	.085	.098
30	125	65.0	.00006	.00025	.00001	.00007	.027	.082	.094
30	125	70.0	.00006	.00024	.00001	.00007	.026	.079	.091
30	125	75.0	.00005	.00023	.00001	.00007	.025	.076	.087
30	125	80.0	.00005	.00022	.00001	.00006	.024	.073	.084
30	125	85.0	.00005	.00021	.00001	.00006	.023	.070	.080
30	125	90.0	.00005	.00020	.00001	.00006	.022	.067	.077
30	125	95.0	.00004	.00019	.00001	.00006	.021	.065	.074
30	125	100.0	.00004	.00019	.00001	.00005	.020	.063	.072

TABULATION OF DATA FOR  
 ABSORPTION OF SOUND IN AIR VERSUS PERCENT RELATIVE HUMIDITY  
 AT 30 DEGREES CENTIGRADE FOR A FREQUENCY OF 250 HERTZ

(1)	(2)	(3)	(4)	(5)	(6)	(7)	(8)	(9)	(10)
TEMP DEGR CENT	FREQ HERTZ	REL HUM PER CENT	ATTEN COEF PER METER	4M PER METER	ATTEN COEF PER FOOT	4M PER FOOT	ATTEN DB PER 100 METER	ATTEN DB PER 1000 FEET	DECAY RATE DB PER SECOND
30	250	5.0	.00039	.00156	.00011	.00047	.169	.517	.592
30	250	10.0	.00030	.00121	.00009	.00036	.131	.400	.458
30	250	15.0	.00026	.00104	.00007	.00031	.113	.345	.395
30	250	20.0	.00023	.00093	.00007	.00028	.101	.310	.355
30	250	25.0	.00021	.00086	.00006	.00026	.094	.287	.329
30	250	30.0	.00020	.00081	.00006	.00024	.088	.269	.308
30	250	35.0	.00019	.00076	.00005	.00023	.083	.254	.291
30	250	40.0	.00018	.00073	.00005	.00022	.079	.243	.278
30	250	45.0	.00017	.00070	.00005	.00021	.076	.232	.266
30	250	46.0	.00017	.00069	.00005	.00021	.075	.231	.264
30	250	47.0	.00017	.00069	.00005	.00021	.075	.229	.262
30	250	48.0	.00017	.00068	.00005	.00020	.074	.227	.260
30	250	49.0	.00017	.00068	.00005	.00020	.074	.225	.258
30	250	50.0	.00016	.00067	.00005	.00020	.073	.224	.256
30	250	51.0	.00016	.00067	.00005	.00020	.073	.222	.255
30	250	52.0	.00016	.00066	.00005	.00020	.072	.221	.253
30	250	53.0	.00016	.00066	.00005	.00020	.072	.219	.251
30	250	54.0	.00016	.00065	.00005	.00020	.071	.218	.249
30	250	55.0	.00016	.00065	.00004	.00019	.071	.216	.248
30	250	60.0	.00015	.00063	.00004	.00019	.068	.209	.239
30	250	65.0	.00015	.00060	.00004	.00018	.066	.201	.230
30	250	70.0	.00014	.00058	.00004	.00017	.063	.193	.221
30	250	75.0	.00014	.00056	.00004	.00017	.061	.187	.214
30	250	80.0	.00013	.00054	.00004	.00016	.059	.180	.207
30	250	85.0	.00013	.00053	.00004	.00016	.057	.176	.201
30	250	90.0	.00012	.00051	.00003	.00015	.056	.171	.196
30	250	95.0	.00012	.00050	.00003	.00015	.054	.167	.191
30	250	100.0	.00012	.00049	.00003	.00014	.053	.162	.186

TABULATION OF DATA FOR  
 ABSORPTION OF SOUND IN AIR VERSUS PERCENT RELATIVE HUMIDITY  
 AT 30 DEGREES CENTIGRADE FOR A FREQUENCY OF 500 HERTZ

(1)	(2)	(3)	(4)	(5)	(6)	(7)	(8)	(9)	(10)
TEMP	FREQ	REL	ATTEN	4M	ATTEN	4M	ATTEN	ATTEN	DECAY
DEGR		HUM	COEF		COEF		DB PER	DB PER	RATE
CENT	HERTZ	PER	PER	PER	PER	PER	100	1000	DB PER
		CENT	METER	METER	FOOT	FOOT	METER	FEET	SECOND
30	500	5.0	.00104	.00418	.00031	.00127	.454	1.386	1.587
30	500	10.0	.00069	.00278	.00021	.00084	.302	.920	1.054
30	500	15.0	.00059	.00238	.00018	.00072	.259	.790	.905
30	500	20.0	.00053	.00214	.00016	.00065	.232	.708	.811
30	500	25.0	.00049	.00197	.00015	.00060	.214	.654	.749
30	500	30.0	.00046	.00184	.00014	.00056	.200	.610	.699
30	500	35.0	.00043	.00174	.00013	.00053	.189	.578	.662
30	500	40.0	.00041	.00166	.00012	.00050	.181	.552	.632
30	500	45.0	.00039	.00159	.00012	.00048	.173	.527	.604
30	500	46.0	.00039	.00158	.00012	.00048	.171	.523	.599
30	500	47.0	.00039	.00156	.00011	.00047	.170	.519	.594
30	500	48.0	.00038	.00155	.00011	.00047	.169	.515	.590
30	500	49.0	.00038	.00154	.00011	.00047	.167	.511	.585
30	500	50.0	.00038	.00153	.00011	.00046	.166	.507	.580
30	500	51.0	.00038	.00152	.00011	.00046	.165	.503	.576
30	500	52.0	.00037	.00151	.00011	.00046	.163	.499	.572
30	500	53.0	.00037	.00150	.00011	.00045	.162	.496	.568
30	500	54.0	.00037	.00149	.00011	.00045	.161	.493	.564
30	500	55.0	.00037	.00148	.00011	.00045	.160	.490	.561
30	500	60.0	.00035	.00143	.00010	.00043	.156	.476	.545
30	500	65.0	.00034	.00139	.00010	.00042	.151	.461	.528
30	500	70.0	.00033	.00135	.00010	.00041	.147	.449	.514
30	500	75.0	.00033	.00132	.00010	.00040	.143	.438	.501
30	500	80.0	.00032	.00129	.00009	.00039	.140	.427	.490
30	500	85.0	.00031	.00126	.00009	.00038	.137	.417	.478
30	500	90.0	.00030	.00123	.00009	.00037	.133	.407	.466
30	500	95.0	.00030	.00120	.00009	.00036	.130	.397	.454
30	500	100.0	.00029	.00116	.00008	.00035	.127	.387	.443

TABULATION OF DATA FOR  
 ABSORPTION OF SOUND IN AIR VERSUS PERCENT RELATIVE HUMIDITY  
 AT 30 DEGREES CENTIGRADE FOR A FREQUENCY OF 1000 HERTZ

(1)	(2)	(3)	(4)	(5)	(6)	(7)	(8)	(9)	(10)	(11)
TEMP	FREQ	REL	ATTEN	4M	ATTEN	4M	ATTEN	ATTEN	DECAY	RT
DEGR		HUM	COEF		COEF		DB PER	DB PER	RATE	
CENT	HERTZ	PER	PER	PER	PER	PER	100	1000	DB PER	FEET
		CENT	METER	METER	FOOT	FOOT	METER	FEET	SECOND	
30	1000	5.0	.00367	.01471	.00112	.00448	1.598	4.871	5.578	6
30	1000	10.0	.00179	.00717	.00054	.00218	.778	2.373	2.717	8
30	1000	15.0	.00146	.00585	.00044	.00178	.635	1.937	2.218	10
30	1000	20.0	.00132	.00528	.00040	.00161	.573	1.749	2.003	12
30	1000	25.0	.00121	.00485	.00036	.00147	.527	1.606	1.839	15
30	1000	30.0	.00112	.00451	.00034	.00137	.490	1.495	1.712	18
30	1000	35.0	.00107	.00428	.00032	.00130	.465	1.418	1.624	20
30	1000	40.0	.00102	.00409	.00031	.00124	.444	1.354	1.551	22
30	1000	45.0	.00097	.00391	.00029	.00119	.425	1.295	1.483	25
30	1000	46.0	.00097	.00388	.00029	.00118	.421	1.285	1.472	26
30	1000	47.0	.00096	.00385	.00029	.00117	.418	1.276	1.461	27
30	1000	48.0	.00095	.00382	.00029	.00116	.415	1.266	1.450	28
30	1000	49.0	.00094	.00379	.00028	.00115	.412	1.256	1.438	29
30	1000	50.0	.00094	.00376	.00028	.00114	.409	1.246	1.427	30
30	1000	51.0	.00093	.00374	.00028	.00114	.406	1.238	1.418	31
30	1000	52.0	.00092	.00371	.00028	.00113	.403	1.231	1.409	32
30	1000	53.0	.00092	.00369	.00028	.00112	.401	1.223	1.400	33
30	1000	54.0	.00091	.00367	.00027	.00111	.398	1.215	1.391	34
30	1000	55.0	.00091	.00364	.00027	.00111	.396	1.207	1.382	35
30	1000	60.0	.00088	.00353	.00026	.00107	.383	1.168	1.337	36
30	1000	65.0	.00086	.00344	.00026	.00104	.373	1.138	1.304	37
30	1000	70.0	.00083	.00335	.00025	.00102	.364	1.109	1.270	38
30	1000	75.0	.00081	.00326	.00024	.00099	.354	1.080	1.236	39
30	1000	80.0	.00079	.00319	.00024	.00097	.346	1.055	1.208	40
30	1000	85.0	.00077	.00311	.00023	.00094	.338	1.031	1.180	41
30	1000	90.0	.00076	.00305	.00023	.00093	.331	1.011	1.158	42
30	1000	95.0	.00075	.00300	.00022	.00091	.326	.994	1.138	43
30	1000	100.0	.00073	.00295	.00022	.00090	.320	.977	1.119	44



TABULATION OF DATA FOR  
 ABSORPTION OF SOUND IN AIR VERSUS PERCENT RELATIVE HUMIDITY  
 AT 30 DEGREES CENTIGRADE FOR A FREQUENCY OF 2000 HERTZ

(1)	(2)	(3)	(4)	(5)	(6)	(7)	(8)	(9)	(10)
TEMP GR ENT	FREQ HERTZ	REL HUM PER CENT	ATTEN COEF PER METER	4M PER METER	ATTEN COEF PER FOOT	4M PER FOOT	ATTEN DB PER 100 METER	ATTEN DB PER 1000 FEET	DECAY RATE DB PER SECOND
0	2000	5.0	.01227	.04909	.00374	.01496	5.330	16.247	18.605
0	2000	10.0	.00580	.02322	.00176	.00707	2.521	7.685	8.801
0	2000	15.0	.00387	.01549	.00118	.00472	1.682	5.127	5.872
	2000	20.0	.00321	.01284	.00097	.00391	1.394	4.250	4.867
	2000	25.0	.00296	.01184	.00090	.00360	1.285	3.919	4.488
	2000	30.0	.00278	.01113	.00084	.00339	1.208	3.684	4.218
	2000	35.0	.00263	.01054	.00080	.00321	1.144	3.488	3.994
	2000	40.0	.00250	.01002	.00076	.00305	1.088	3.316	3.798
	2000	45.0	.00238	.00955	.00072	.00291	1.037	3.163	3.622
0	2000	46.0	.00236	.00947	.00072	.00288	1.029	3.136	3.592
30	2000	47.0	.00235	.00941	.00071	.00286	1.022	3.115	3.568
30	2000	48.0	.00233	.00935	.00071	.00285	1.015	3.094	3.544
30	2000	49.0	.00232	.00928	.00070	.00283	1.008	3.073	3.520
0	2000	50.0	.00230	.00922	.00070	.00281	1.001	3.052	3.496
0	2000	51.0	.00229	.00916	.00069	.00279	.994	3.031	3.472
30	2000	52.0	.00227	.00910	.00069	.00277	.988	3.013	3.450
30	2000	53.0	.00226	.00904	.00068	.00275	.982	2.994	3.429
30	2000	54.0	.00224	.00899	.00068	.00274	.976	2.976	3.408
30	2000	55.0	.00223	.00893	.00068	.00272	.970	2.957	3.387
30	2000	60.0	.00217	.00868	.00066	.00264	.942	2.873	3.290
30	2000	65.0	.00211	.00845	.00064	.00257	.917	2.797	3.203
30	2000	70.0	.00205	.00823	.00062	.00250	.893	2.724	3.119
30	2000	75.0	.00200	.00803	.00061	.00244	.872	2.657	3.043
30	2000	80.0	.00196	.00784	.00059	.00239	.851	2.596	2.973
30	2000	85.0	.00192	.00769	.00058	.00234	.835	2.547	2.917
30	2000	90.0	.00188	.00755	.00057	.00230	.819	2.498	2.861
30	2000	95.0	.00185	.00740	.00056	.00225	.803	2.449	2.805
30	2000	100.0	.00182	.00728	.00055	.00222	.790	2.410	2.760

TABULATION OF DATA FOR  
 ABSORPTION OF SOUND IN AIR VERSUS PERCENT RELATIVE HUMIDITY  
 AT 30 DEGREES CENTIGRADE FOR A FREQUENCY OF 2500 HERTZ

(1)	(2)	(3)	(4)	(5)	(6)	(7)	(8)	(9)	(10)
TEMP DEGR CENT	FREQ HERTZ	REL HUM PER CENT	ATTEN COEF PER METER	4M PER METER	ATTEN COEF PER FOOT	4M PER FOOT	ATTEN DB PER 100 METER	ATTEN DB PER 1000 FEET	DECAY RATE DB PER SECOND
30	2500	5.0	.01757	.07029	.00535	.02142	7.631	23.262	26.638
30	2500	10.0	.00884	.03536	.00269	.01077	3.839	11.702	13.401
30	2500	15.0	.00572	.02289	.00174	.00697	2.485	7.577	8.676
30	2500	20.0	.00446	.01787	.00136	.00544	1.941	5.916	6.775
30	2500	25.0	.00398	.01592	.00121	.00485	1.728	5.268	6.033
30	2500	30.0	.00373	.01495	.00113	.00455	1.623	4.947	5.665
30	2500	35.0	.00354	.01419	.00108	.00432	1.540	4.696	5.378
30	2500	40.0	.00338	.01354	.00103	.00412	1.470	4.482	5.133
30	2500	45.0	.00324	.01298	.00098	.00395	1.410	4.298	4.922
30	2500	46.0	.00321	.01287	.00098	.00392	1.398	4.261	4.880
30	2500	47.0	.00319	.01277	.00097	.00389	1.386	4.226	4.840
30	2500	48.0	.00316	.01267	.00096	.00386	1.376	4.194	4.803
30	2500	49.0	.00314	.01257	.00095	.00383	1.365	4.162	4.766
30	2500	50.0	.00312	.01248	.00095	.00380	1.355	4.130	4.729
30	2500	51.0	.00309	.01238	.00094	.00377	1.344	4.097	4.692
30	2500	52.0	.00307	.01228	.00093	.00374	1.333	4.065	4.655
30	2500	53.0	.00304	.01218	.00092	.00371	1.323	4.033	4.619
30	2500	54.0	.00302	.01209	.00092	.00368	1.312	4.001	4.582
30	2500	55.0	.00300	.01201	.00091	.00366	1.304	3.977	4.555
30	2500	60.0	.00292	.01168	.00089	.00356	1.268	3.867	4.428
30	2500	65.0	.00284	.01138	.00086	.00347	1.236	3.768	4.315
30	2500	70.0	.00277	.01111	.00084	.00338	1.206	3.676	4.210
30	2500	75.0	.00271	.01086	.00082	.00331	1.179	3.596	4.118
30	2500	80.0	.00265	.01063	.00081	.00324	1.154	3.518	4.028
30	2500	85.0	.00259	.01039	.00079	.00316	1.128	3.440	3.940
30	2500	90.0	.00254	.01019	.00077	.00310	1.107	3.375	3.865
30	2500	95.0	.00250	.01000	.00076	.00304	1.086	3.310	3.791
30	2500	100.0	.00246	.00984	.00075	.00300	1.069	3.259	3.732

TABULATION OF DATA FOR  
 ABSORPTION OF SOUND IN AIR VERSUS PERCENT RELATIVE HUMIDITY  
 AT 30 DEGREES CENTIGRADE FOR A FREQUENCY OF 3200 HERTZ

(1)	(2)	(3)	(4)	(5)	(6)	(7)	(8)	(9)	(10)
TEMP DEGR CENT	FREQ HERTZ	REL HUM PER CENT	ATTEN COEF PER METER	4M PER METER	ATTEN COEF PER FOOT	4M PER FOOT	ATTEN DB PER 100 METER	ATTEN DB PER 1000 FEET	DECAY RATE DB PER SECOND
30	3200	5.0	.02379	.09519	.00725	.02901	10.335	31.504	36.077
30	3200	10.0	.01331	.05327	.00405	.01623	5.783	17.629	20.188
30	3200	15.0	.00864	.03456	.00263	.01053	3.753	11.439	13.100
30	3200	20.0	.00652	.02610	.00198	.00795	2.834	8.638	9.892
30	3200	25.0	.00556	.02227	.00169	.00679	2.418	7.373	8.443
30	3200	30.0	.00511	.02047	.00156	.00624	2.223	6.776	7.759
30	3200	35.0	.00485	.01943	.00148	.00592	2.110	6.432	7.366
30	3200	40.0	.00464	.01858	.00141	.00566	2.018	6.151	7.044
30	3200	45.0	.00446	.01787	.00136	.00544	1.940	5.914	6.772
30	3200	46.0	.00443	.01772	.00135	.00540	1.924	5.866	6.718
30	3200	47.0	.00439	.01759	.00134	.00536	1.910	5.824	6.670
30	3200	48.0	.00436	.01747	.00133	.00532	1.897	5.783	6.623
30	3200	49.0	.00433	.01735	.00132	.00528	1.884	5.743	6.576
30	3200	50.0	.00430	.01723	.00131	.00525	1.870	5.702	6.530
30	3200	51.0	.00427	.01710	.00130	.00521	1.857	5.661	6.483
30	3200	52.0	.00424	.01698	.00129	.00517	1.844	5.621	6.436
30	3200	53.0	.00421	.01686	.00128	.00513	1.830	5.580	6.390
30	3200	54.0	.00418	.01674	.00127	.00510	1.817	5.540	6.344
30	3200	55.0	.00415	.01663	.00126	.00506	1.805	5.504	6.303
30	3200	60.0	.00402	.01609	.00122	.00490	1.747	5.326	6.099
30	3200	65.0	.00390	.01563	.00119	.00476	1.697	5.174	5.925
30	3200	70.0	.00381	.01526	.00116	.00465	1.657	5.051	5.785
30	3200	75.0	.00373	.01493	.00113	.00455	1.621	4.943	5.661
30	3200	80.0	.00365	.01462	.00111	.00445	1.587	4.839	5.542
30	3200	85.0	.00358	.01435	.00109	.00437	1.558	4.750	5.440
30	3200	90.0	.00352	.01409	.00107	.00429	1.529	4.663	5.340
30	3200	95.0	.00345	.01383	.00105	.00421	1.501	4.577	5.242
30	3200	100.0	.00339	.01358	.00103	.00413	1.474	4.494	5.147

TABULATION OF DATA FOR  
 ABSORPTION OF SOUND IN AIR VERSUS PERCENT RELATIVE HUMIDITY  
 AT 30 DEGREES CENTIGRADE FOR A FREQUENCY OF 4000 HERTZ

(1)	(2)	(3)	(4)	(5)	(6)	(7)	(8)	(9)	(10)
TEMP DEGR CENT	FREQ HERTZ	REL HUM PER CENT	ATTEN COEF PER METER	4M PER METER	ATTEN COEF PER FOOT	4M PER FOOT	ATTEN DB PER 100 METER	ATTEN DB PER 1000 FEET	DECAY RATE DB PER SECOND
30	4000	5.0	.03013	.12053	.00918	.03673	13.086	39.888	45.679
30	4000	10.0	.01990	.07962	.00606	.02427	8.645	26.352	30.177
30	4000	15.0	.01298	.05192	.00395	.01582	5.637	17.183	19.678
30	4000	20.0	.00964	.03858	.00294	.01176	4.189	12.770	14.624
30	4000	25.0	.00786	.03146	.00239	.00959	3.416	10.413	11.925
30	4000	30.0	.00703	.02814	.00214	.00857	3.055	9.313	10.665
30	4000	35.0	.00655	.02620	.00199	.00798	2.844	8.671	9.930
30	4000	40.0	.00626	.02506	.00190	.00763	2.720	8.293	9.497
30	4000	45.0	.00603	.02413	.00183	.00735	2.620	7.987	9.147
30	4000	46.0	.00598	.02395	.00182	.00730	2.600	7.927	9.078
30	4000	47.0	.00594	.02377	.00181	.00724	2.581	7.868	9.011
30	4000	48.0	.00590	.02362	.00180	.00720	2.565	7.818	8.953
30	4000	49.0	.00586	.02347	.00178	.00715	2.548	7.768	8.896
30	4000	50.0	.00583	.02332	.00177	.00710	2.532	7.718	8.838
30	4000	51.0	.00579	.02317	.00176	.00706	2.515	7.668	8.781
30	4000	52.0	.00575	.02301	.00175	.00701	2.499	7.617	8.723
30	4000	53.0	.00571	.02286	.00174	.00696	2.482	7.567	8.666
30	4000	54.0	.00567	.02271	.00173	.00692	2.466	7.517	8.608
30	4000	55.0	.00564	.02257	.00171	.00687	2.450	7.469	8.554
30	4000	60.0	.00548	.02192	.00167	.00668	2.380	7.254	8.307
30	4000	65.0	.00532	.02129	.00162	.00648	2.311	7.046	8.069
30	4000	70.0	.00518	.02072	.00157	.00631	2.249	6.858	7.853
30	4000	75.0	.00504	.02018	.00153	.00615	2.191	6.680	7.650
30	4000	80.0	.00494	.01979	.00150	.00603	2.149	6.551	7.502
30	4000	85.0	.00485	.01942	.00148	.00592	2.108	6.427	7.360
30	4000	90.0	.00477	.01908	.00145	.00581	2.071	6.314	7.231
30	4000	95.0	.00468	.01875	.00142	.00571	2.036	6.206	7.107
30	4000	100.0	.00461	.01847	.00140	.00562	2.005	6.112	7.000

TABULATION OF DATA FOR  
 ABSORPTION OF SOUND IN AIR VERSUS PERCENT RELATIVE HUMIDITY  
 AT 30 DEGREES CENTIGRADE FOR A FREQUENCY OF 5000 HERTZ

(1)	(2)	(3)	(4)	(5)	(6)	(7)	(8)	(9)	(10)
TEMP DEGR CENT	FREQ HERTZ	REL HUM PER CENT	ATTEN COEF PER METER	4M PER METER	ATTEN COEF PER FOOT	4M PER FOOT	ATTEN DB PER 100 METER	ATTEN DB PER 1000 FEET	DECAY RATE DB PER SECOND
30	5000	5.0	.03700	.14801	.01127	.04511	16.071	48.985	56.096
30	5000	10.0	.02885	.11541	.00879	.03517	12.531	38.196	43.740
30	5000	15.0	.01884	.07539	.00574	.02298	8.186	24.952	28.574
30	5000	20.0	.01392	.05571	.00424	.01698	6.049	18.439	21.115
30	5000	25.0	.01117	.04471	.00340	.01362	4.854	14.797	16.945
30	5000	30.0	.00963	.03853	.00293	.01174	4.184	12.753	14.604
30	5000	35.0	.00884	.03537	.00269	.01078	3.841	11.708	13.407
30	5000	40.0	.00836	.03345	.00254	.01019	3.632	11.071	12.679
30	5000	45.0	.00805	.03220	.00245	.00981	3.496	10.656	12.203
30	5000	46.0	.00799	.03196	.00243	.00974	3.470	10.578	12.114
30	5000	47.0	.00794	.03176	.00242	.00968	3.448	10.512	12.038
30	5000	48.0	.00789	.03156	.00240	.00962	3.427	10.445	11.961
30	5000	49.0	.00784	.03136	.00238	.00955	3.405	10.379	11.885
30	5000	50.0	.00779	.03116	.00237	.00949	3.383	10.312	11.809
30	5000	51.0	.00774	.03096	.00235	.00943	3.361	10.246	11.733
30	5000	52.0	.00769	.03076	.00234	.00937	3.339	10.179	11.657
30	5000	53.0	.00764	.03056	.00232	.00931	3.318	10.113	11.581
30	5000	54.0	.00759	.03038	.00231	.00926	3.299	10.057	11.517
30	5000	55.0	.00755	.03022	.00230	.00921	3.281	10.001	11.453
30	5000	60.0	.00734	.02938	.00223	.00895	3.190	9.725	11.136
30	5000	65.0	.00715	.02862	.00218	.00872	3.107	9.472	10.847
30	5000	70.0	.00697	.02790	.00212	.00850	3.029	9.235	10.575
30	5000	75.0	.00680	.02723	.00207	.00830	2.957	9.014	10.322
30	5000	80.0	.00665	.02661	.00202	.00811	2.889	8.806	10.085
30	5000	85.0	.00650	.02602	.00198	.00793	2.825	8.611	9.861
30	5000	90.0	.00639	.02559	.00194	.00779	2.778	8.468	9.698
30	5000	95.0	.00629	.02516	.00191	.00767	2.732	8.328	9.537
30	5000	100.0	.00619	.02479	.00188	.00755	2.691	8.204	9.395

TABULATION OF DATA FOR  
 ABSORPTION OF SOUND IN AIR VERSUS PERCENT RELATIVE HUMIDITY  
 AT 30 DEGREES CENTIGRADE FOR A FREQUENCY OF 5940 HERTZ

(1)	(2)	(3)	(4)	(5)	(6)	(7)	(8)	(9)	(10)
TEMP DEGR CENT	FREQ HERTZ	REL HUM PER CENT	ATTEN COEF PER METER	4M PER METER	ATTEN COEF PER FOOT	4M PER FOOT	ATTEN DB PER 100 METER	ATTEN DB PER 1000 FEET	DECAY RATE DB PER SECOND
30	5940	5.0	.04168	.16672	.01270	.05081	18.102	55.175	63.185
30	5940	10.0	.03890	.15561	.01185	.04743	16.895	51.497	58.973
30	5940	15.0	.02571	.10285	.00783	.03135	11.167	34.039	38.980
30	5940	20.0	.01901	.07607	.00579	.02318	8.260	25.177	28.831
30	5940	25.0	.01523	.06092	.00464	.01856	6.614	20.160	23.087
30	5940	30.0	.01289	.05159	.00393	.01572	5.601	17.073	19.551
30	5940	35.0	.01145	.04583	.00349	.01397	4.976	15.169	17.371
30	5940	40.0	.01068	.04273	.00325	.01302	4.639	14.142	16.195
30	5940	45.0	.01018	.04073	.00310	.01241	4.422	13.481	15.438
30	5940	46.0	.01011	.04046	.00308	.01233	4.393	13.391	15.335
30	5940	47.0	.01005	.04020	.00306	.01225	4.365	13.304	15.236
30	5940	48.0	.00998	.03994	.00304	.01217	4.336	13.217	15.136
30	5940	49.0	.00991	.03967	.00302	.01209	4.308	13.131	15.037
30	5940	50.0	.00985	.03941	.00300	.01201	4.279	13.044	14.937
30	5940	51.0	.00978	.03915	.00298	.01193	4.251	12.957	14.838
30	5940	52.0	.00972	.03889	.00296	.01185	4.223	12.871	14.740
30	5940	53.0	.00967	.03868	.00294	.01179	4.200	12.802	14.660
30	5940	54.0	.00961	.03847	.00293	.01172	4.177	12.732	14.581
30	5940	55.0	.00956	.03826	.00291	.01166	4.154	12.663	14.501
30	5940	60.0	.00930	.03721	.00283	.01134	4.040	12.316	14.103
30	5940	65.0	.00908	.03633	.00276	.01107	3.944	12.023	13.768
30	5940	70.0	.00886	.03545	.00270	.01080	3.849	11.733	13.436
30	5940	75.0	.00867	.03469	.00264	.01057	3.767	11.482	13.149
30	5940	80.0	.00848	.03394	.00258	.01034	3.685	11.234	12.865
30	5940	85.0	.00831	.03325	.00253	.01013	3.610	11.004	12.601
30	5940	90.0	.00814	.03259	.00248	.00993	3.539	10.787	12.353
30	5940	95.0	.00798	.03193	.00243	.00973	3.467	10.570	12.104
30	5940	100.0	.00786	.03147	.00239	.00959	3.416	10.414	11.926

TABULATION OF DATA FOR  
 ABSORPTION OF SOUND IN AIR VERSUS PERCENT RELATIVE HUMIDITY  
 AT 30 DEGREES CENTIGRADE FOR A FREQUENCY OF 6300 HERTZ

(1)	(2)	(3)	(4)	(5)	(6)	(7)	(8)	(9)	(10)
TEMP DEGR CENT	FREQ HERTZ	REL HUM PER CENT	ATTEN COEF PER METER	4M PER METER	ATTEN COEF PER FOOT	4M PER FOOT	ATTEN DB PER 100 METER	ATTEN DB PER 1000 FEET	DECAY RATE DB PER SECOND
30	6300	5.0	.04346	.17387	.01324	.05299	18.878	57.542	65.895
30	6300	10.0	.04235	.16942	.01291	.05164	18.395	56.071	64.210
30	6300	15.0	.02813	.11254	.00857	.03430	12.219	37.244	42.651
30	6300	20.0	.02090	.08362	.00637	.02548	9.079	27.674	31.692
30	6300	25.0	.01673	.06692	.00509	.02039	7.266	22.148	25.363
30	6300	30.0	.01409	.05637	.00429	.01718	6.121	18.658	21.366
30	6300	35.0	.01247	.04991	.00380	.01521	5.419	16.518	18.916
30	6300	40.0	.01162	.04648	.00354	.01416	5.046	15.382	17.615
30	6300	45.0	.01099	.04397	.00335	.01340	4.774	14.552	16.665
30	6300	46.0	.01091	.04366	.00332	.01330	4.740	14.450	16.548
30	6300	47.0	.01084	.04337	.00330	.01322	4.709	14.353	16.437
30	6300	48.0	.01077	.04310	.00328	.01313	4.679	14.264	16.335
30	6300	49.0	.01070	.04283	.00326	.01305	4.650	14.175	16.232
30	6300	50.0	.01064	.04256	.00324	.01297	4.621	14.085	16.130
30	6300	51.0	.01057	.04229	.00322	.01289	4.591	13.996	16.027
30	6300	52.0	.01050	.04202	.00320	.01280	4.562	13.906	15.925
30	6300	53.0	.01043	.04175	.00318	.01272	4.533	13.817	15.823
30	6300	54.0	.01037	.04150	.00316	.01265	4.506	13.737	15.731
30	6300	55.0	.01032	.04129	.00314	.01258	4.483	13.665	15.649
30	6300	60.0	.01005	.04021	.00306	.01225	4.366	13.307	15.239
30	6300	65.0	.00980	.03923	.00298	.01195	4.260	12.984	14.869
30	6300	70.0	.00958	.03833	.00292	.01168	4.162	12.686	14.528
30	6300	75.0	.00937	.03749	.00285	.01142	4.071	12.410	14.211
30	6300	80.0	.00918	.03672	.00279	.01119	3.987	12.154	13.919
30	6300	85.0	.00899	.03596	.00274	.01096	3.904	11.902	13.629
30	6300	90.0	.00882	.03528	.00268	.01075	3.831	11.678	13.373
30	6300	95.0	.00865	.03461	.00263	.01055	3.758	11.454	13.117
30	6300	100.0	.00850	.03400	.00259	.01036	3.692	11.254	12.888

TABULATION OF DATA FOR  
 ABSORPTION OF SOUND IN AIR VERSUS PERCENT RELATIVE HUMIDITY  
 AT 30 DEGREES CENTIGRADE FOR A FREQUENCY OF 8000 HERTZ

(1)	(2)	(3)	(4)	(5)	(6)	(7)	(8)	(9)	(10)
TEMP	FREQ	REL	ATTEN	4M	ATTEN	4M	ATTEN	ATTEN	DECAY
DEGR		HUM	COEF		COEF		DB PER	DB PER	RATE
CENT	HERTZ	PER	PER	PER	PER	PER	100	1000	DB PER
		CENT	METER	METER	FOOT	FOOT	METER	FEET	SECOND
30	8000	5.0	.04873	.19493	.01485	.05941	21.164	64.510	73.874
30	8000	10.0	.05961	.23845	.01817	.07268	25.890	78.915	90.370
30	8000	15.0	.04270	.17080	.01301	.05206	18.545	56.527	64.733
30	8000	20.0	.03203	.12814	.00976	.03905	13.913	42.408	48.565
30	8000	25.0	.02539	.10157	.00774	.03096	11.028	33.616	38.496
30	8000	30.0	.02129	.08518	.00649	.02596	9.248	28.190	32.282
30	8000	35.0	.01851	.07407	.00564	.02257	8.042	24.513	28.071
30	8000	40.0	.01666	.06666	.00507	.02031	7.238	22.062	25.265
30	8000	45.0	.01557	.06231	.00474	.01899	6.766	20.623	23.617
30	8000	46.0	.01542	.06168	.00470	.01880	6.697	20.413	23.376
30	8000	47.0	.01527	.06109	.00465	.01862	6.633	20.218	23.153
30	8000	48.0	.01509	.06036	.00459	.01839	6.553	19.976	22.876
30	8000	49.0	.01492	.05969	.00454	.01819	6.480	19.754	22.621
30	8000	50.0	.01478	.05912	.00450	.01802	6.419	19.567	22.408
30	8000	51.0	.01466	.05866	.00446	.01787	6.369	19.413	22.231
30	8000	52.0	.01455	.05821	.00443	.01774	6.320	19.265	22.061
30	8000	53.0	.01446	.05787	.00441	.01764	6.284	19.154	21.935
30	8000	54.0	.01438	.05754	.00438	.01753	6.248	19.044	21.808
30	8000	55.0	.01430	.05722	.00436	.01744	6.213	18.938	21.687
30	8000	60.0	.01394	.05576	.00424	.01699	6.054	18.454	21.133
30	8000	65.0	.01360	.05443	.00414	.01659	5.909	18.013	20.628
30	8000	70.0	.01331	.05326	.00405	.01623	5.782	17.626	20.185
30	8000	75.0	.01304	.05217	.00397	.01590	5.664	17.266	19.773
30	8000	80.0	.01280	.05120	.00390	.01560	5.559	16.944	19.403
30	8000	85.0	.01255	.05022	.00382	.01530	5.453	16.621	19.034
30	8000	90.0	.01234	.04938	.00376	.01505	5.362	16.344	18.717
30	8000	95.0	.01213	.04855	.00369	.01479	5.271	16.068	18.400
30	8000	100.0	.01193	.04773	.00363	.01454	5.182	15.797	18.090



TABULATION OF DATA FOR  
 ABSORPTION OF SOUND IN AIR VERSUS PERCENT RELATIVE HUMIDITY  
 AT 30 DEGREES CENTIGRADE FOR A FREQUENCY OF 10000 HERTZ

(1)	(2)	(3)	(4)	(5)	(6)	(7)	(8)	(9)	(10)
TEMP	FREQ	REL	ATTEN	4M	ATTEN	4M	ATTEN	ATTEN	DECAY
DEGR		HUM	COEF		COEF		DB PER	DB PER	RATE
CENT	HERTZ	PER	PER	PER	PER	PER	100	1000	DB PER
		CENT	METER	METER	FOOT	FOOT	METER	FEET	SECOND
30	10000	5.0	.05382	.21530	.01640	.06562	23.377	71.254	81.597
30	10000	10.0	.07760	.31040	.02365	.09461	33.702	102.727	117.639
30	10000	15.0	.06263	.25052	.01909	.07636	27.201	82.910	94.945
30	10000	20.0	.04658	.18634	.01419	.05679	20.232	61.670	70.622
30	10000	25.0	.03744	.14979	.01141	.04565	16.264	49.573	56.769
30	10000	30.0	.03119	.12479	.00950	.03803	13.549	41.299	47.295
30	10000	35.0	.02700	.10803	.00823	.03292	11.730	35.754	40.944
30	10000	40.0	.02402	.09609	.00732	.02928	10.433	31.801	36.417
30	10000	45.0	.02191	.08766	.00667	.02671	9.517	29.010	33.222
30	10000	46.0	.02159	.08638	.00658	.02633	9.379	28.589	32.739
30	10000	47.0	.02129	.08519	.00649	.02596	9.250	28.194	32.287
30	10000	48.0	.02102	.08408	.00640	.02562	9.129	27.825	31.865
30	10000	49.0	.02079	.08317	.00633	.02535	9.030	27.524	31.520
30	10000	50.0	.02059	.08237	.00627	.02510	8.943	27.261	31.218
30	10000	51.0	.02039	.08157	.00621	.02486	8.857	26.997	30.917
30	10000	52.0	.02019	.08078	.00615	.02462	8.771	26.734	30.615
30	10000	53.0	.02003	.08013	.00610	.02442	8.700	26.519	30.369
30	10000	54.0	.01987	.07948	.00605	.02422	8.630	26.305	30.124
30	10000	55.0	.01967	.07869	.00599	.02398	8.544	26.042	29.822
30	10000	60.0	.01895	.07580	.00577	.02310	8.231	25.088	28.730
30	10000	65.0	.01852	.07409	.00564	.02258	8.044	24.520	28.079
30	10000	70.0	.01812	.07250	.00552	.02209	7.871	23.993	27.476
30	10000	75.0	.01777	.07109	.00541	.02166	7.719	23.528	26.943
30	10000	80.0	.01745	.06982	.00532	.02128	7.580	23.106	26.461
30	10000	85.0	.01715	.06860	.00522	.02091	7.448	22.703	25.999
30	10000	90.0	.01688	.06754	.00514	.02058	7.333	22.352	25.597
30	10000	95.0	.01662	.06648	.00506	.02026	7.218	22.001	25.195
30	10000	100.0	.01637	.06549	.00499	.01996	7.110	21.674	24.820

TABULATION OF DATA FOR  
 ABSORPTION OF SOUND IN AIR VERSUS PERCENT RELATIVE HUMIDITY  
 AT 30 DEGREES CENTIGRADE FOR A FREQUENCY OF 12500 HERTZ

(1)	(2)	(3)	(4)	(5)	(6)	(7)	(8)	(9)	(10)
TEMP	FREQ	REL	ATTEN	4M	ATTEN	4M	ATTEN	ATTEN	DECAY
DEGR	HERTZ	HUM	COEF		COEF		DB PER	DB PER	RATE
CENT		PER	PER	PER	PER	PER	100	1000	DB PER
		CENT	METER	METER	FOOT	FOOT	METER	FEET	SECOND
30	12500	5.0	.06028	.24113	.01837	.07349	26.181	79.801	91.386
30	12500	10.0	.09814	.39257	.02991	.11965	42.624	129.920	148.779
30	12500	15.0	.08865	.35460	.02702	.10808	38.501	117.354	134.389
30	12500	20.0	.06763	.27055	.02061	.08246	29.375	89.537	102.535
30	12500	25.0	.05465	.21863	.01666	.06664	23.738	72.355	82.858
30	12500	30.0	.04552	.18208	.01387	.05549	19.769	60.258	69.005
30	12500	35.0	.03938	.15752	.01200	.04801	17.103	52.130	59.698
30	12500	40.0	.03490	.13960	.01063	.04255	15.158	46.202	52.909
30	12500	45.0	.03156	.12625	.00962	.03848	13.708	41.782	47.848
30	12500	46.0	.03104	.12416	.00946	.03784	13.480	41.089	47.054
30	12500	47.0	.03054	.12219	.00931	.03724	13.266	40.438	46.308
30	12500	48.0	.03011	.12044	.00917	.03671	13.077	39.860	45.646
30	12500	49.0	.02966	.11865	.00904	.03616	12.883	39.269	44.969
30	12500	50.0	.02918	.11673	.00889	.03558	12.674	38.633	44.242
30	12500	51.0	.02872	.11488	.00875	.03501	12.473	38.019	43.538
30	12500	52.0	.02837	.11348	.00864	.03459	12.321	37.557	43.009
30	12500	53.0	.02802	.11209	.00854	.03416	12.170	37.095	42.479
30	12500	54.0	.02771	.11086	.00844	.03379	12.037	36.690	42.016
30	12500	55.0	.02741	.10964	.00835	.03342	11.904	36.286	41.553
30	12500	60.0	.02633	.10535	.00802	.03211	11.438	34.865	39.926
30	12500	65.0	.02537	.10149	.00773	.03093	11.019	33.588	38.463
30	12500	70.0	.02475	.09901	.00754	.03018	10.750	32.769	37.526
30	12500	75.0	.02429	.09719	.00740	.02962	10.553	32.166	36.835
30	12500	80.0	.02386	.09545	.00727	.02909	10.363	31.588	36.173
30	12500	85.0	.02347	.09390	.00715	.02862	10.195	31.076	35.587
30	12500	90.0	.02312	.09250	.00704	.02819	10.044	30.614	35.058
30	12500	95.0	.02277	.09111	.00694	.02777	9.892	30.152	34.529
30	12500	100.0	.02248	.08992	.00685	.02741	9.764	29.761	34.081